

# Average paid employment, wages and salaries in the national economy in 2023 – final data

24.10.2024

**↑ 0.1%**

Increase in the average paid employment in 2023 in the national economy compared with the previous year

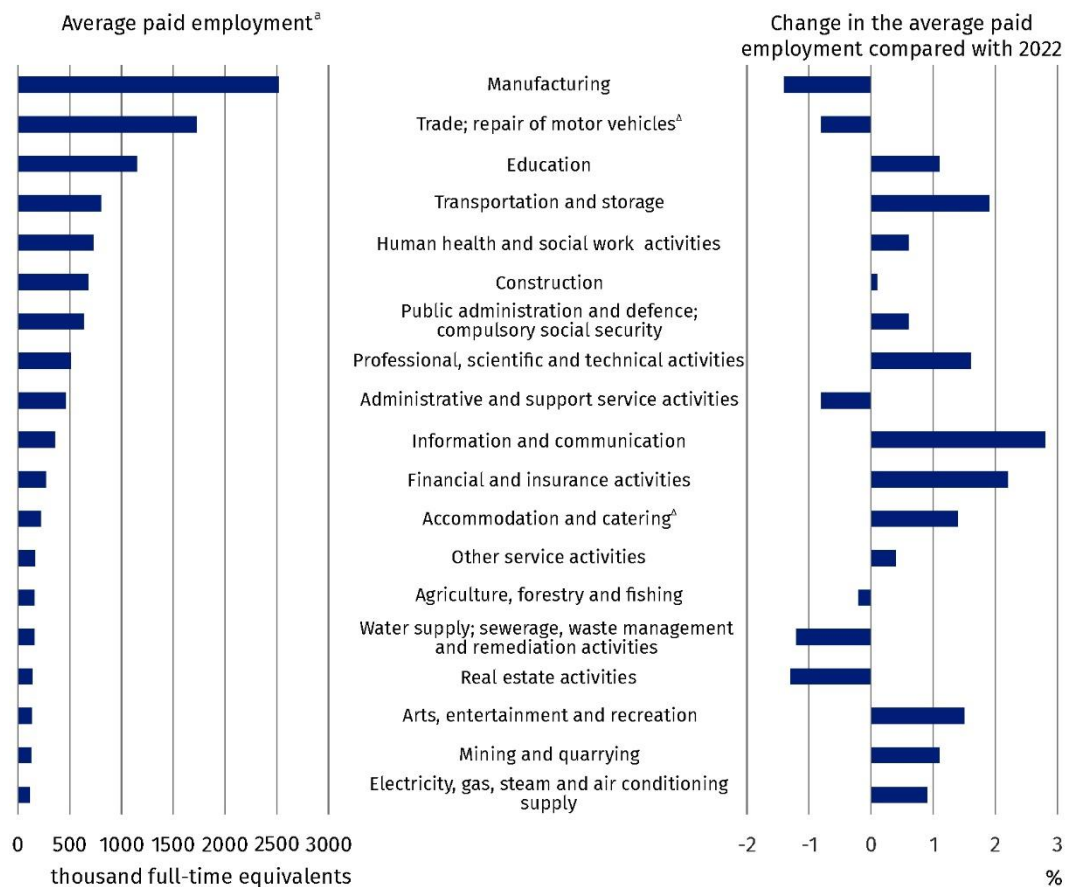
According to final data, in 2023, the average paid employment in the national economy was 11.0 million full-time equivalent employees. There were 0.1% more of them compared with the previous year.

## Average paid employment in the national economy

In 2023, the largest number of full-time equivalent employees was concentrated in the Manufacturing section – 22.8% of total average paid employment. Compared with 2022, the average paid employment increased in the majority of sections, with the largest increases in the Information and communication section (by 2.8%) and the Financial and insurance activities section (by 2.2%). Decrease in the average paid employment was recorded in six sections, with the largest decreases in the Manufacturing section (by 1.4%) and in the Real estate activities section (by 1.3%).

Average paid employment includes full-time employees and part-time employees converted into full-time equivalent employees

**Chart 1. Average paid employment in the national economy by PKD/NACE section in 2023 – final data**

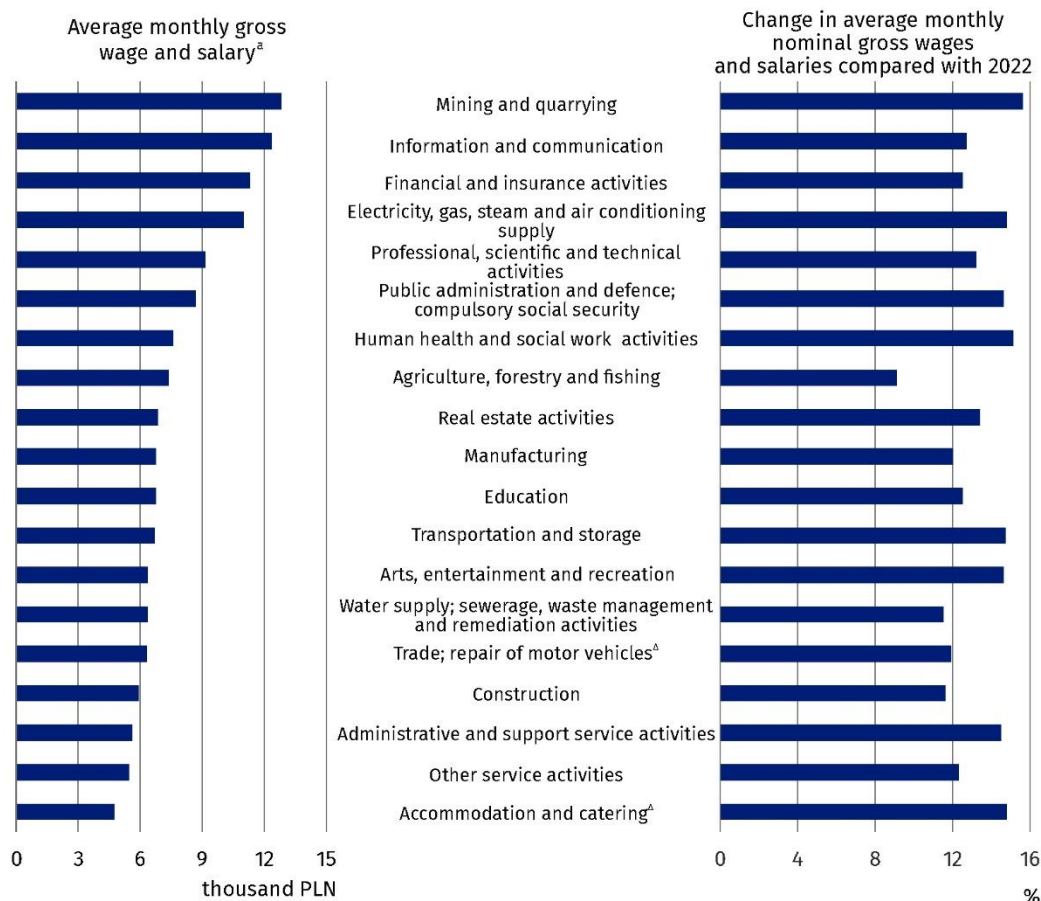


<sup>a</sup> Sorted by the number of full-time equivalents.

## Average monthly gross wages and salaries in the national economy

According to final data, the average monthly gross wage and salary in the national economy in Poland in 2023 amounted to PLN 7 199.22. Compared with 2022 it increased nominally by 13.1%. The average monthly gross wage and salary by PKD/NACE section remained differentiated and it ranged from PLN 4 746.96 in the Accommodation and catering<sup>a</sup> section to PLN 12 827.33 in the Mining and quarrying section. These values were respectively 34.1% lower and 78.2% higher than the average monthly gross wage and salary in Poland.

**Chart 2. Average monthly gross wages and salaries in the national economy by PKD/NACE section in 2023 – final data**



<sup>a</sup> Sorted by the amount of wage and salary.

In all PKD/NACE sections, increases in the average monthly gross wage and salary compared with 2022 were recorded. The increases ranged from 9.1% in the Agriculture, forestry and fishing section to 15.6% in the Mining and quarrying section.

## Minimum gross wage and salary

In 2023, the minimum gross wage and salary increased compared with 2022 by PLN 480.00 from 1 January and by PLN 590.00 from 1 July - amounting to PLN 3 490.00 and PLN 3 600.00 respectively. In the period from January to June, it accounted for 48.9% of the average monthly gross wage and salary in the national economy, without annual awards<sup>1</sup>, while in the period from July to December it accounted for 50.5%.

As at 31 December 2023, 1.4 million employees received gross wages and salaries that were equal to or lower than the minimum gross wage and salary. The majority of them were concentrated in the Trade; repair of motor vehicles<sup>a</sup> section – 339.4 thousand persons.

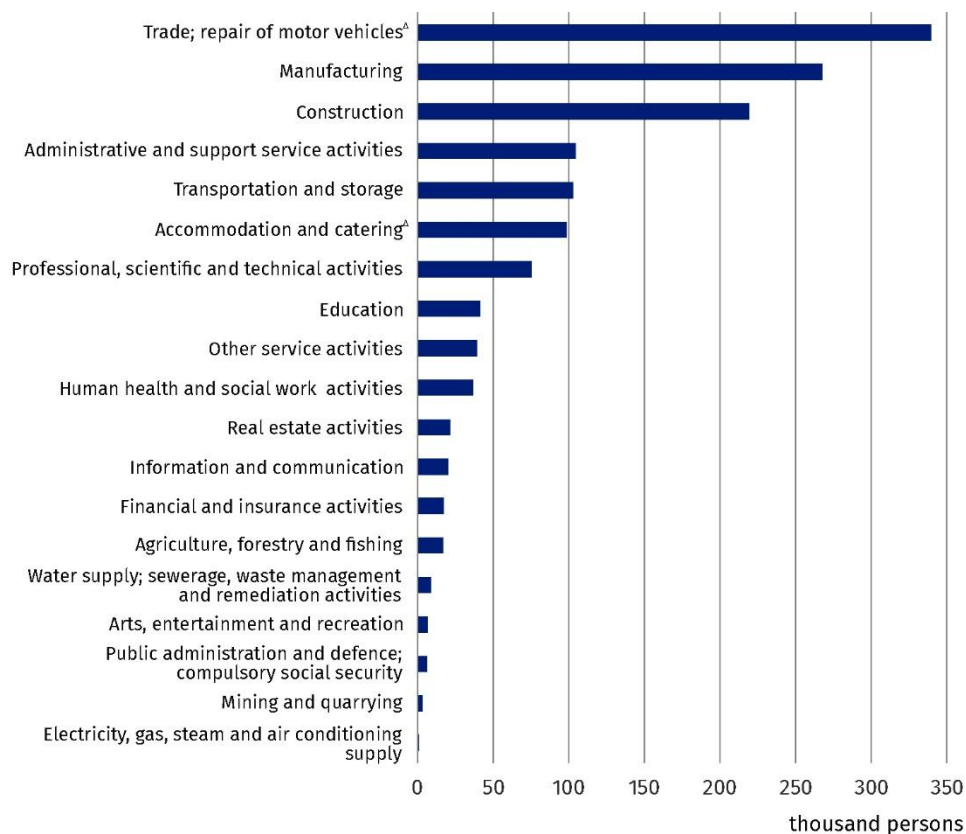
In 2023, the average monthly gross wage and salary increased by 13.1% compared with 2022

The minimum wage is the lowest wage that an employee with a contract of employment can receive after the conversion of part-time employees into full-time equivalent employees

<sup>1</sup> Payments from profit for distribution or balance surpluses in cooperatives and annual extra wages and salaries for employees of budgetary sphere units.

**Chart 3. Employees in the national economy receiving gross wages and salaries equal to or lower than the applicable minimum gross wage and salary by PKD/NACE section in 2023**

As at 31 December



Employees receiving gross wages and salaries equal to or lower than the applicable minimum gross wage and salary constituted 11.9% of all employees in the national economy. The highest percentage of these persons in the total number of employees of a given section was recorded in the Accommodation and catering<sup>Δ</sup> section – 37.0%, followed by the sections: Construction – 30.6%, Administrative and support service activities – 21.4%, Trade; repair of motor vehicles<sup>Δ</sup> – 18.2%, Other service activities – 17.2%, and Agriculture, forestry and fishing – 15.7%.

Symbol (Δ) – means that abbreviated names of NACE Rev. 2 sections were used. Full names are available on the Eurostat website at: <https://ec.europa.eu/eurostat/data/classifications>

In the case of quoting Statistics Poland data, please provide information: ‘Source of data: Statistics Poland’, and in the case of publishing calculations made on data published by Statistics Poland, please provide information: ‘Own work based on Statistics Poland data.’

Prepared by:  
**Statistical Office in Bydgoszcz**

**Director Wiesława Gierańczyk, Ph.D.**

Phone: (+48 52) 366 93 90

Issued by:  
**Press Office**

Mobile phone: +48 695 255 032

Landline phones: +48 22 608 38 04, +48 22 449 41 45,  
+48 22 608 30 09

**e-mail: [obslugaprasowa@stat.gov.pl](mailto:obslugaprasowa@stat.gov.pl)**



[stat.gov.pl/en/](https://stat.gov.pl/en/)



[@StatPoland](https://twitter.com/StatPoland)



[@GlownyUrzadStatystyczny](https://www.facebook.com/GlownyUrzadStatystyczny)



[gus\\_stat](https://www.instagram.com/gus_stat)



[glownyurządstatystyczny](https://www.youtube.com/glownyurządstatystyczny)



[glownyurządstatystyczny](https://www.linkedin.com/company/glownyurządstatystyczny)

#### **Related information**

[Yearbook of Labour Statistics 2023](#)

[Other publications related to the labour market](#)

#### **Data available in databases**

[Local Data Bank -> Labour market](#)

[Strateg -> Find indicator by theme -> Labour market](#)

[Knowledge Databases -> Labor market](#)

#### **Terms used in official statistics**

[Average paid employment](#)

[Average monthly gross wages and salaries](#)

[Minimum Wage](#)