

Employed persons, wages and salaries in the national economy in 2020 – final data

30.11.2021

↓ 0.6%
 Decrease in the number of employed persons in the national economy in 2020 (as at 31 December) as compared with the previous year.

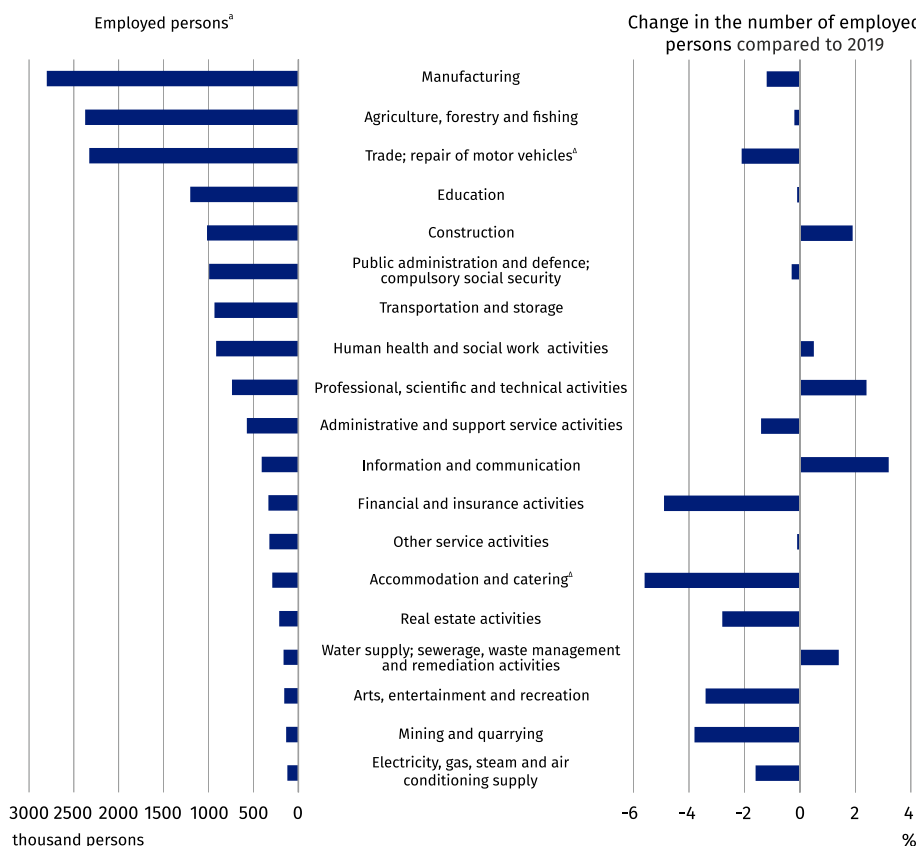
According to final data, at the end of 2020, the number of employed persons in the national economy was 16.0 million. Compared to the last day of 2019, this number was 0.6% lower.

Employed persons in the national economy

In 2020, the number of employed persons in the national economy decreased in most sections when compared to 31 December 2019. According to final data, the sections with the greatest decrease in the number of employed persons were Accommodation and catering^a (5.6%) and Financial and insurance activities (4.9%). When compared to the last day of 2019, the number of employed persons increased in five sections. The largest increase in the number of employed persons took place in the Information and communication section (3.2%). On the last day of 2020, the Manufacturing section continued to have the largest number of employed persons. Employed persons in this section constituted 17.5% of the total number of employed persons in the national economy.

On the last day of 2020, the largest decrease in the number of employed persons compared to the last day of 2019 was recorded in the Accommodation and catering^a section

Chart 1. Employed persons in the national economy by PKD/NACE section in 2020 – final data
 As at 31 December



^a Sorted by the number of employed persons.

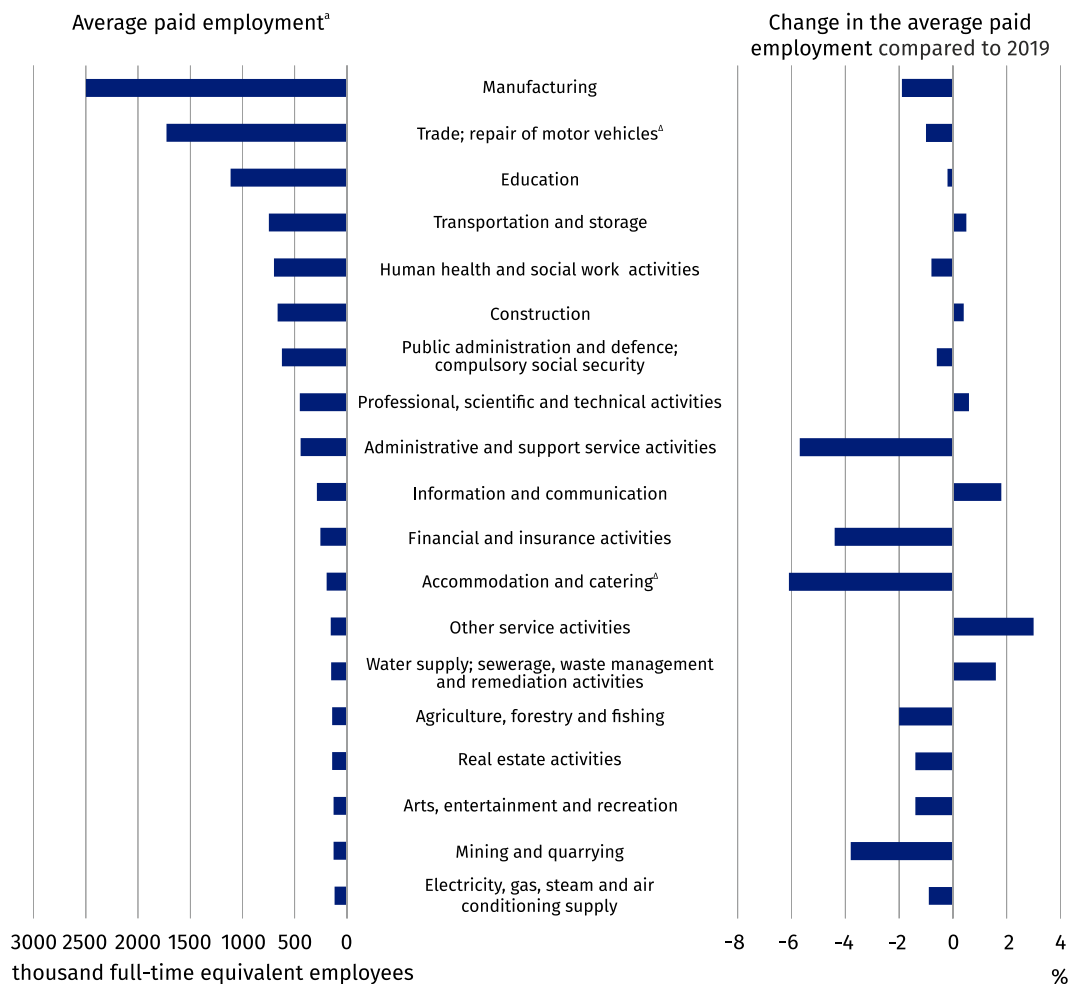
Average paid employment in the national economy

In 2020, the average paid employment in Poland was 10.7 million full-time equivalent employees. It was 1.1% lower compared with the previous year. The average paid employment decreased in the majority of sections. In the analysed period, the largest decrease in the average paid employment (6.1%) took place in the Accommodation and catering^a section. The average paid employment in the Administrative and support service activities section decreased by nearly 6%.

When compared with 2019 the average paid employment increased in six sections, with the largest increase recorded in the Other service activities section (3.0%). Among other sections, the increase did not exceed 2%.

Average paid employment includes full-time employees and part-time employees converted into full-time equivalent employees

Chart 2. Average paid employment in the national economy by PKD/NACE section in 2020 – final data



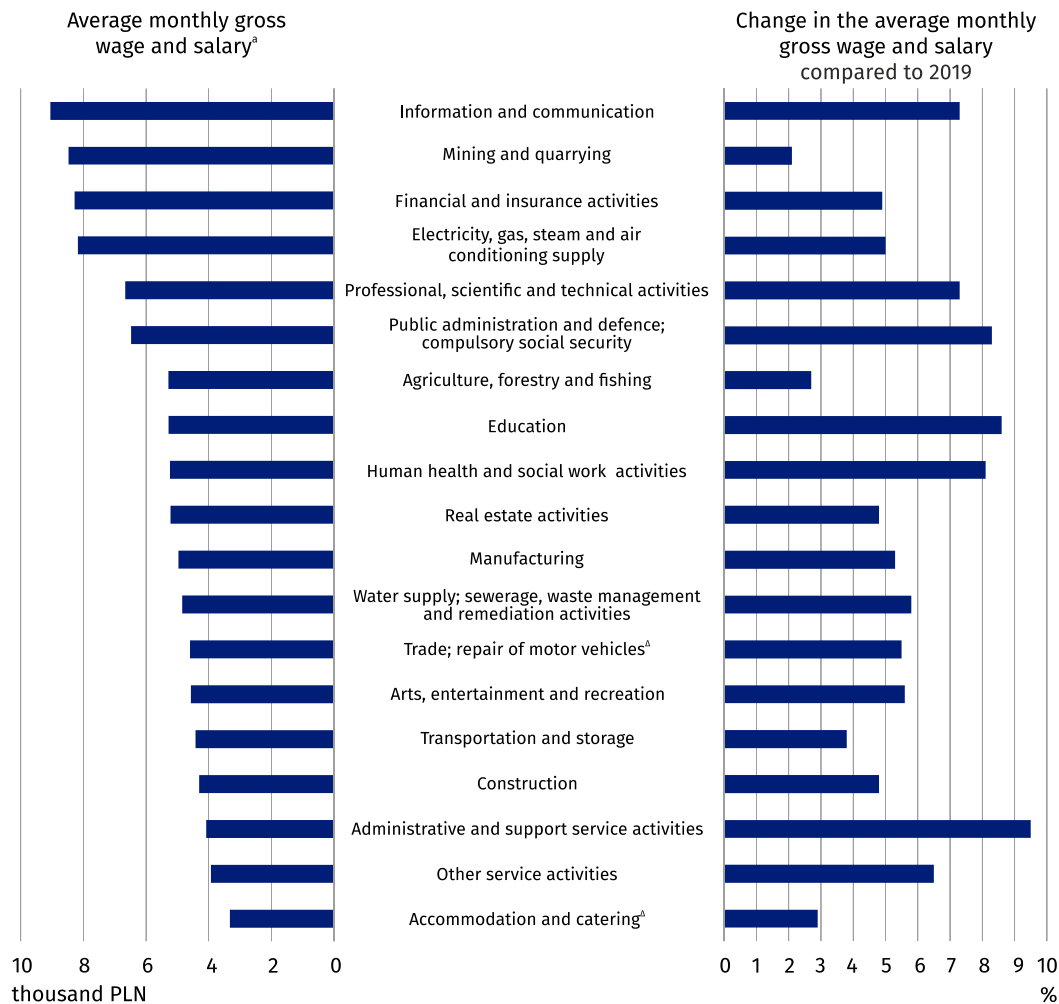
^a Sorted by the number of full-time equivalents.

Average monthly gross wage and salary in the national economy

According to final data, the average monthly gross wage and salary in the national economy in Poland, was PLN 5 226.00. It increased by 6.2% compared with 2019. The average monthly gross wage and salary remained diverse when broken down by PKD/NACE section.

In 2020, it ranged from PLN 3 324.35 in the the Accommodation and catering^a section to PLN 9 053.21 in the Information and communication section. They were respectively 36.4% lower and 73.2% higher than the average monthly gross wage and salary in Poland.

Chart 3. Average monthly gross wage and salary in the national economy by PKD/NACE section in 2020 – final data



In all PKD/NACE sections, when compared to 2019, increases in the average monthly gross wage and salary were recorded. These increases ranged from 2.1% in the Mining and quarrying section to 9.5% in the Administrative and support service activities section.

Minimum gross wage and salary

In 2020, the minimum gross wage and salary increased by PLN 350.00 compared with 2019 and amounted to PLN 2 600.00. After the increase, it constituted 50.3% of the average monthly gross wage and salary without annual awards¹ recorded in the national economy in 2020. In December 2020, 483.3 thousand employees² received wages and salaries equal to or lower than the minimum wage and salary. The number was 14.1% higher than the year before.

In 2020, the average monthly gross wage and salary in the national economy increased by 6.2% compared with 2019

Symbol (Δ) means that abbreviated names of NACE, Rev. 2 sections were used; their full names are available on the Eurostat website at: <https://ec.europa.eu/eurostat/data/classifications>.

In the case of quoting Statistics Poland data, please provide information: "Source of data: Statistics Poland", and in the case of publishing calculations made on data published by Statistics Poland, please provide information: "Own elaboration based on Statistics Poland data."

¹ From profit for distribution or from balance surpluses in cooperatives and annual extra wages and salaries for employees of budgetary sphere units.

² In units with more than 9 employed persons and in budgetary sphere units regardless of the number of employed persons.

Prepared by:
Statistical Office in Bydgoszcz
Director Wiesława Gierańczyk, Ph.D.
Office: tel. (+48 52) 366 93 90

Issued by:
**The Spokesperson for the President
of Statistics Poland**
Karolina Banaszek
Mobile: (+48) 695 255 011

Press Office

Office: tel. (+48 22) 608 34 91, 22 608 38 04

e-mail: obslugaprasowa@stat.gov.pl



stat.gov.pl/en/



[@GUS_STAT](https://twitter.com/GUS_STAT)



[@GlownyUrzadStatystyczny](https://www.facebook.com/GlownyUrzadStatystyczny)

Related information

[Employment in the national economy in 2020](#)

[Yearbook of Labour Statistics 2019](#)

[Other publications related to the labour market](#)

Data available in databases

[Local Data Bank -> Labour market](#)

[Strateg -> Themes -> Labour market](#)

[Knowledge Databases >> Labour market](#)

Terms used in official statistics

[Average paid employment](#)

[Employment in national economy](#)

[Average monthly gross wages and salaries](#)