

Employed persons, wages and salaries in the national economy in 2019 – final data

30.11.2020

↑1.1%

increase in the number of employed persons in 2019 (as at 31 December) in the national economy in relation to the previous year

According to the final data, at the end of 2019 the number of employed persons in the national economy was 16.1 million. Compared to the last day of 2018 the number was 1.1% larger.

Employed persons in the national economy

At the end of 2019 the number of employed persons in the national economy increased in the majority of PKD (NACE) sections compared to 31 December 2018. The largest increase in the number of employed persons (by 3.9%) took place in the Accommodation and catering section^Δ, in which over 300 thousand people work. The number of employed persons in sections: Information and communication, Transportation and storage as well as Construction also increased by over 3%.

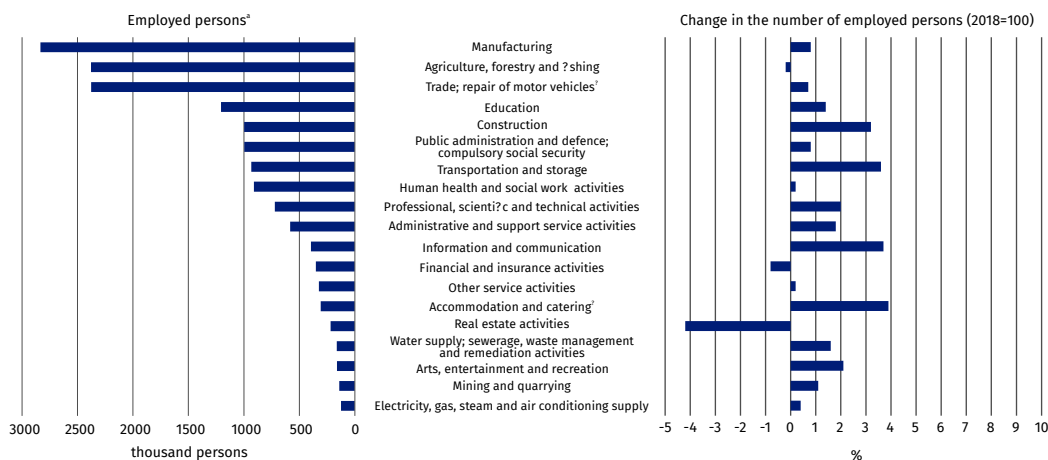
The number of employed persons decreased in three PKD (NACE) sections compared to the last day of the previous year. In the Real estate activities section the decrease was 4.2%, in the Financial and insurance activities section the decrease was 0.8%, and in the Agriculture, forestry and fishing section it was 0.2%.

As at the last day of 2019 the largest number of employed persons were in Manufacturing. Employed persons in this section accounted for 17.6% of the total number of employed persons in the national economy.

At the end of 2019, the largest increase in the number of employed persons compared to the last day of 2018 was recorded in the Accommodation and catering section^Δ

Chart 1. Employed persons in the national economy by PKD (NACE) section in 2019 – final data

As at 31 December



^a Sorted by the number of employed persons.

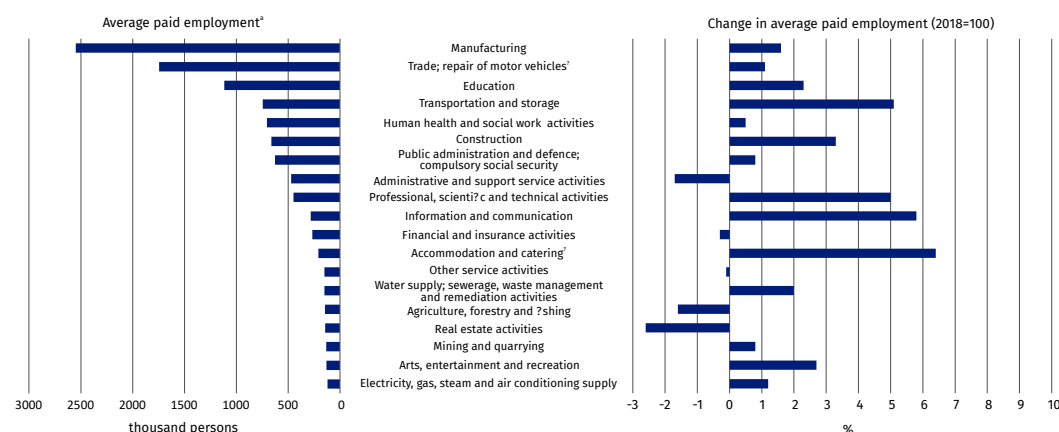
Average paid employment in the national economy

In 2019, average paid employment in the national economy in Poland was 10.8 million full-time equivalents, which was 1.8% more compared to the previous year. In the majority of PKD (NACE) sections average paid employment increased. In the analysed period, the largest increase in average paid employment – 6.4%, took place in the Accommodation and catering section^A. Average paid employment in the Information and communication section increased by nearly 6%.

Compared to 2018, average paid employment decreased in five sections, to the highest degree in the Real estate activities section (2.6%). In the remaining sections, decreases were not exceeding 2%.

Average paid employment comprises full-time employees and part-time employees converted into full-time equivalents.

Chart 2. Average paid employment in the national economy by PKD (NACE) section in 2019 – final data



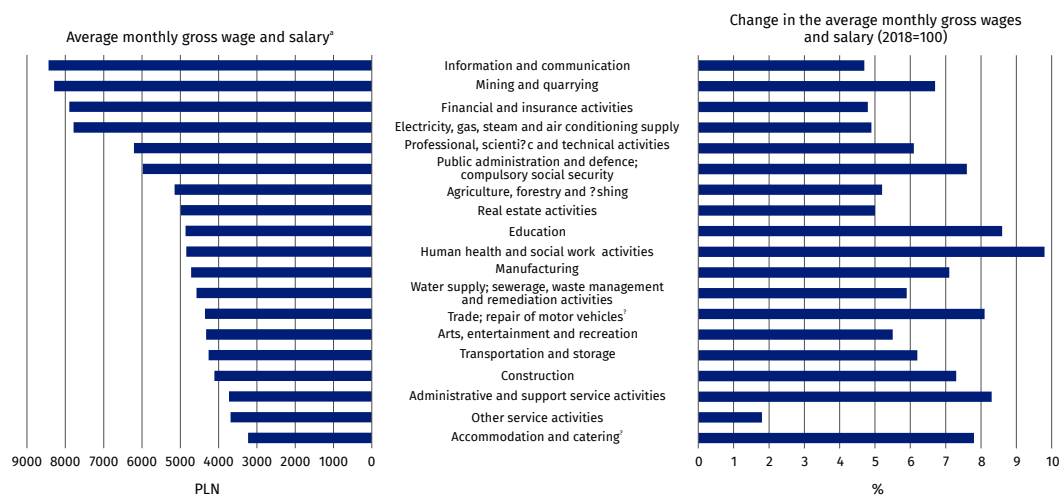
^a Sorted by the number of full-time equivalents.

Average monthly gross wage and salary in the national economy

According to the final data, average monthly gross wage and salary in the national economy in Poland in 2019 were PLN 4 920.09. They increased by 7.2% compared to 2018. Average monthly gross wage and salary remained diverse across PKD (NACE) sections.

In 2019, they ranged from PLN 3 231.40 in the Accommodation and catering^A section to PLN 8 441.14 in the Information and communication section. These values were respectively 34.3% lower and 71.6% higher than average monthly gross wage and salary in the national economy in Poland.

Chart 3. Average monthly gross wage and salary in the national economy by PKD (NACE) section in 2019 – final data



^a Sorted by the amount of wage and salary.

An increase in average monthly gross wage and salary, compared to 2018, was recorded in all PKD (NACE) sections. The increase ranged from 1.8% in the Other service activities section to 9.8% in the Human health and social work activities section.

Minimum gross wage and salary

In 2019, minimum gross wage and salary increased compared to 2018 by PLN 150 and amounted to PLN 2 250.00. After it had been raised, it accounted for 45.7% of average monthly gross wage and salary in the national economy in 2019. In December 2019, 423.7 thousand employees¹ received wages and salaries equal or lower than the minimum gross wage and salary. Their number increased by 0.2% compared to the previous year.

In 2019, as compared to 2018, average monthly gross wage and salary in the national economy increased by 7.2%

Symbol (Δ) means that abbreviated names of NACE, Rev. 2 sections were used; their full names are available on the Eurostat website at: <https://ec.europa.eu/eurostat/data/classifications>.

In the case of quoting Statistics Poland data, please provide information: "Source of data: Statistics Poland", and in the case of publishing calculations made on data published by Statistics Poland, please provide information: "Own elaboration based on Statistics Poland data."

¹ In units with more than 9 employed persons and in budgetary sphere entities regardless of the number of employed persons.

Prepared by:

The Statistical Office in Bydgoszcz
Director Wiesława Gierańczyk, Ph.D.
Office: tel. (+48 52) 366 93 90

Issued by:

The Spokesperson for the President
of Statistics Poland
Karolina Banaszek
Mobile: (+48) 695 255 011

Press Office

Tel: 22 608 34 91, 22 608 38 04

e-mail: obslugaprasowa@stat.gov.pl



www.stat.gov.pl



[@GUS_STAT](https://twitter.com/GUS_STAT)



[@GlownyUrzadStatystyczny](https://www.facebook.com/GlownyUrzadStatystyczny)

Related information

[Employment in national economy in 2018](#)

[Yearbook of Labour Statistics 2019](#)

[Other publications related to the labour market](#)

Data available in databases

[Local Data Bank -> Labour market](#)

[Strateg -> Themes -> Labour market](#)

[Knowledge databases >> Labour market](#)

Terms used in official statistics

[Average paid employment](#)

[The number of employed persons](#)