

# Residents of Ukraine under temporary protection<sup>1</sup>

20.12.2023

# 997,737

Number of Ukrainian residents residing in Poland on March 31, 2023

As at 31 March 2023, there were 997,737 residents of Ukraine under temporary protection in Poland.

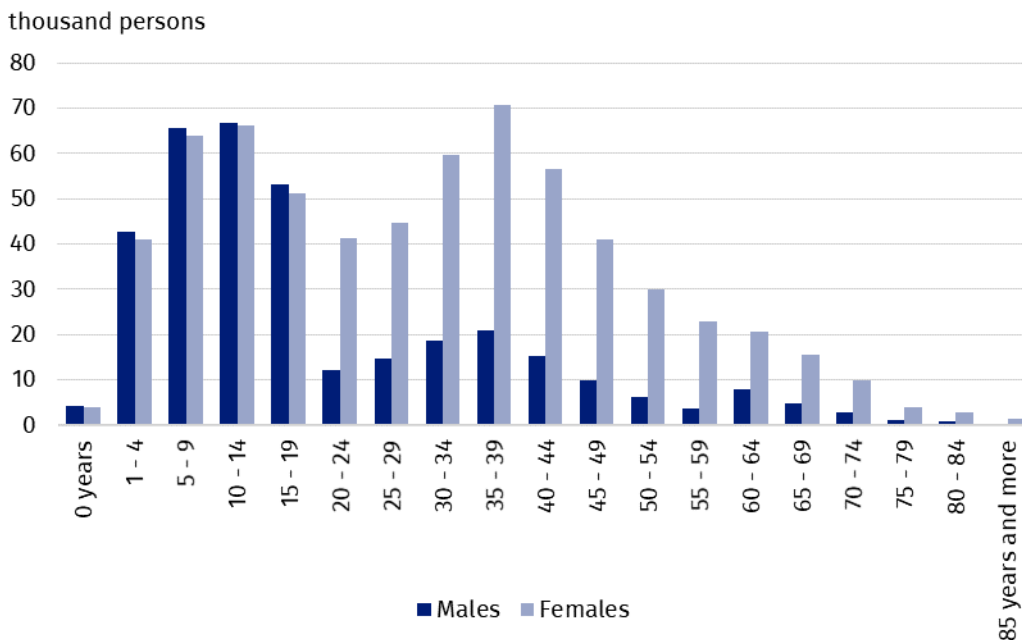
## The size and demographic structure of Ukrainian residents under temporary protection

As at 31 March 2023, there were 997,737 residents of Ukraine in Poland, of which a significant part, over 81%, lived in cities. More than half (64.8%) were women, and the feminization rate was 184 women per 100 men who came from Ukraine in connection with the armed conflict on the territory of Ukraine.

The age structure of Ukrainian residents under temporary protection is significantly differentiated by sex. Among people aged 0-19, men slightly predominate. They constitute over 2/3 of the newly arrived Ukrainian persons (66.2%). Among people aged 20 and more, women definitely predominate. Their share in particular age groups is 3-4 times higher, and in the case of people in the 55-59 age group, it is over 6 times higher (nearly 23 thousand women and less than 4 thousand men).

As at 31 March 2023, in Poland there were 997,737 Ukrainian residents under temporary protection

**Chart 1. Number of Ukrainian residents under temporary protection by sex and age in 2023**  
As at 31 March



<sup>1</sup> The study is the result of the work of the Task force for the development of statistics on residents of Ukraine with UKR status residing in Poland in connection with an armed conflict on the territory of Ukraine (Act of March 12, 2022 on assistance to citizens of Ukraine in connection with an armed conflict on the territory of this country). Data on the size and structure of this population, status on the labor market and education were presented. Results regarding the size of the UKR population prepared with use of the Big Data were also presented.

Among the residents of Ukraine under temporary protection dominated persons in working age (51.8%). Nearly 40% are persons in mobile age group. There was also a large group of persons of pre-working age (41.9%), while there were only 6.3% of Ukrainian residents in post-working age. This means that mainly mothers with children came to Poland.

Nearly 52% of Ukrainian residents under by temporary protection were persons in working age

**Table 1. Residents of Ukraine under temporary protection by sex and age groups in 2023**  
As at 31 March

Age groups	Total	Males	Females	Urban areas	Rural areas
Poland	997 737	350 885	646 852	811 549	186 188
Pre-working age	417 579	211 675	205 904	330 229	87 350
Working age	516 942	129 669	387 273	430 840	86 102
18-64 males	129 669	129 669	.	110 718	18 951
18-59 females	387 273	.	387 273	320 122	67 151
Mobile age	395 635	102 217	293 418	330 530	65 105
Non-mobile age	121 307	27 452	93 855	100 310	20 997
45-64 males	27 452	27 452	.	22 886	4 566
45-59 females	93 855	.	93 855	77 424	16 431
Post-working age	63 216	9 541	53 675	50 480	12 736
65 and more males	9 541	9 541	.	7 601	1 940
60 and more females	53 675	.	53 675	42 879	10 796

(.) Not applicable.

The majority of Ukrainian residents who arrived in Poland were persons with Ukrainian citizenship (99.7%). A small percentage were persons with citizenship of another country. Persons with Russian citizenship dominated (just over 1,000), followed by persons with Belarusian (427 persons), Georgian (291 persons) and Moldovan (270 persons) citizenship.

**Table 2. Residents of Ukraine under temporary protection by biological age group and country of citizenship in 2023**  
As at 31 March

Country of citizenship	Total	Biological age groups		
		0-14 years	15-64	65 years and more
Total	997 737	354 222	600 987	42 528
Ukrainian citizenship	994 367	354 044	597 918	42 405
non-Ukrainian citizenship	3 331	166	3 043	122
of which:				
Russia	1 041	72	902	67

**Table 2. Residents of Ukraine under temporary protection by biological age group and country of citizenship in 2023 (cont.)**

As at March 31

Country of citizenship	Total	Biological age groups		
		0-14 years	15-64	65 years and more
Belarus	427	29	393	5
Georgia	291	5	279	7
Moldova	270	11	252	7

The regional differentiation of Ukrainian residents under temporary protection in Poland indicates a concentration of these persons in urban centers and powiats surrounding Poland's largest cities. The largest number, more than 10%, of Ukrainian residents resided in Warsaw. A significant percentage of Ukrainian residents under temporary protection was recorded in Wrocław (4.5%), Kraków (3.8%), Poznań (2.8%) and Łódź (2.5%). A higher percentage of Ukrainian residents in the powiats of southern and western Poland is also noticeable.

As at 31 March 2023, the number of Ukrainian residents under temporary protection increased by 27,941 which means 2.9% increase, compared to 31 December 2022. The biggest changes were recorded among men of working age - their number increased by 15,457 compared to the end of 2022. The number of men and women of post-production age also increased (by 5% and 2%, respectively), while the number of women of pre-production age decreased by more than 1,000.

The largest share of Ukrainian residents under temporary protection was recorded in urban centers and powiats surrounding Poland's largest cities

Compared to the end of 2022, the number of Ukrainians residents under temporary protection has increased by nearly 3%

**Table 3. Dynamics of the number of Ukrainian residents under temporary protection by sex and age groups**

31 December 2022 = 100

Age groups	Total	Males	Females
Total	103	105	102
Pre-working age	100	100	100
Working age	105	114	103
18-64 males	114	114	.
18-59 females	103	.	103
Mobile age	106	114	103
Non-mobile age	105	110	103
45-64 males	110	110	.
45-59 females	103	.	103
Post-working age	103	105	102
65 and more males	105	105	.
60 and more females	102	.	102

(.) Not applicable.

## Persons from Ukraine covered by temporary protection in the Polish education system as at 31 March 2023

As at 31 March 2023, 8.1% of people from Ukraine under temporary protection were covered by the Polish education system, which represents a 0.7 percentage point decrease compared to 31 December 2022<sup>2</sup>.

As at 31 March 2023, 165.9 thousand people attended Polish pre-primary establishments and primary and secondary schools, which represents a slight decrease (0.5%) compared to the end of 2022. The decrease in the number of children and youth was recorded in most types of schools, the greatest (in absolute numbers) in pre-primary establishments and primary schools (a total of 1.3 thousand children dropped out). In the analysed period, a significant increase in people from Ukraine under temporary protection was observed in post-secondary schools and colleges of social work (1.1 thousand people, i.e. 21.5%). The number of teachers – people from Ukraine under temporary protection – also increased (51 people, i.e. 8.8%).

As at 31 March, 36.7 thousand Ukrainian children were provided with pre-primary education, and 104.9 thousand attended primary schools. The gender structure was balanced in these two types of educational institutions, with a slight prevalence of girls.

8.3 thousand youth from Ukraine under temporary protection attended general secondary schools, 55.0% of whom were girls. Females also predominated in art schools leading to professional certification (78.0%) and in post-secondary schools and colleges of social work (87.4%).

6.7 thousand students attended technical schools and here female students were in minority (42.7%), like in stage I sectoral vocational schools (33.4% respectively) and special job-training schools (28.1%).

**Table 4. Children, pupils and students from Ukraine under temporary protection by type of educational establishment and sex in 2023**

As at 31 March

Type of educational establishment	Number of children/pupils, students		
	total	boys	girls
Total children, pupils and students	165911	80979	84932
1 – pre-primary education	36739	18229	18510
2 – primary school	104866	52563	52303
3 – general secondary school	8291	3733	4558
4 – technical secondary school	6719	3848	2871
5 – stage I sectoral vocational school	2541	1692	849
6 – stage II sectoral vocational school	1	1	-
7 – art school leading to professional certification	295	65	230
8 – special job-training school	57	41	16
9 – post-secondary school and college of social work	6402	807	5595

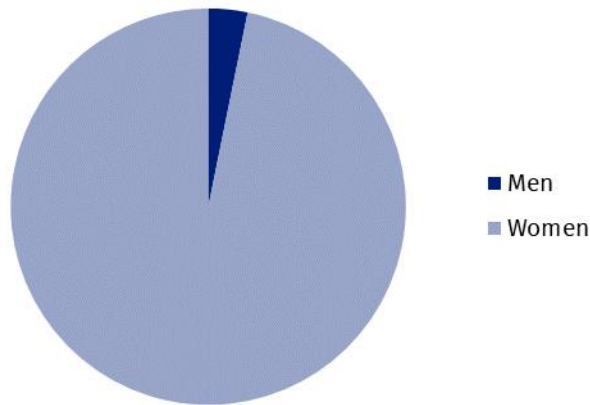
The most children from Ukraine under temporary protection were in primary education – 104.9 thousand

In 2023, 629 people from Ukraine under temporary protection found employment as teachers in educational institutions.

<sup>2</sup> The data come from the Educational Information System and the POL-on system.

**Chart 2. Structure teachers from Ukraine under temporary protection by sex in 2023**

As of 31 March



Higher education institutions recorded 11.6 thousand students (a 10.8% decrease compared to the end of 2022), 2.8 thousand graduates (7.4% more) and 48 doctoral students (2 persons more). Women prevailed in this population – they made up 57.1%, 68.8% and 77.0% respectively.

It is worth noting that 288 academic teachers and researchers from Ukraine who were granted temporary protection were employed at higher education institutions in the surveyed period.

Women also predominated among school teachers, academic teachers and researchers – they constituted 90.5% of the total figure.

**Table 5. Students, graduates, doctoral students, academic teachers and researchers from Ukraine under temporary protection by sex in 2023**

As at 31 March

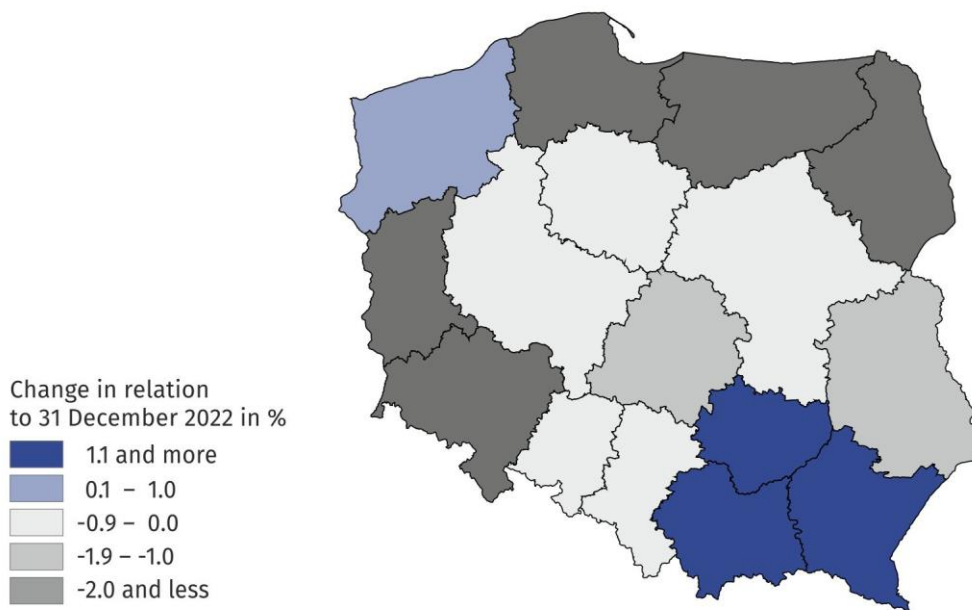
Specification	Total	Men	Women
Students	11584	4966	6618
Graduates	2821	648	2173
Doctoral students	48	15	33
Academic teachers and researchers	288	67	221

The largest number of pupils (including children in pre-primary establishments) and HEI students from Ukraine under temporary protection as of 31 March 2023 were recorded in Mazowieckie Voivodship – they constituted respectively 17.3% and 27.3% of the total number.

In the analysed period (between 31 December 2022 and 31 March 2023), an increase in the number of children and pupils receiving pre-primary and school education was recorded in four voivodships. The largest increase was recorded in Podkarpackie Voivodship (4.9%), Małopolskie Voivodship (3.9%), Świętokrzyskie Voivodship (1.6%) and Zachodniopomorskie Voivodship (0.4%). A decrease was recorded in other voivodships, the largest in Lubuskie Voivodship (3.2%).

**Map 1. Children, pupils and students from Ukraine under temporary protection in educational establishments in 2023**

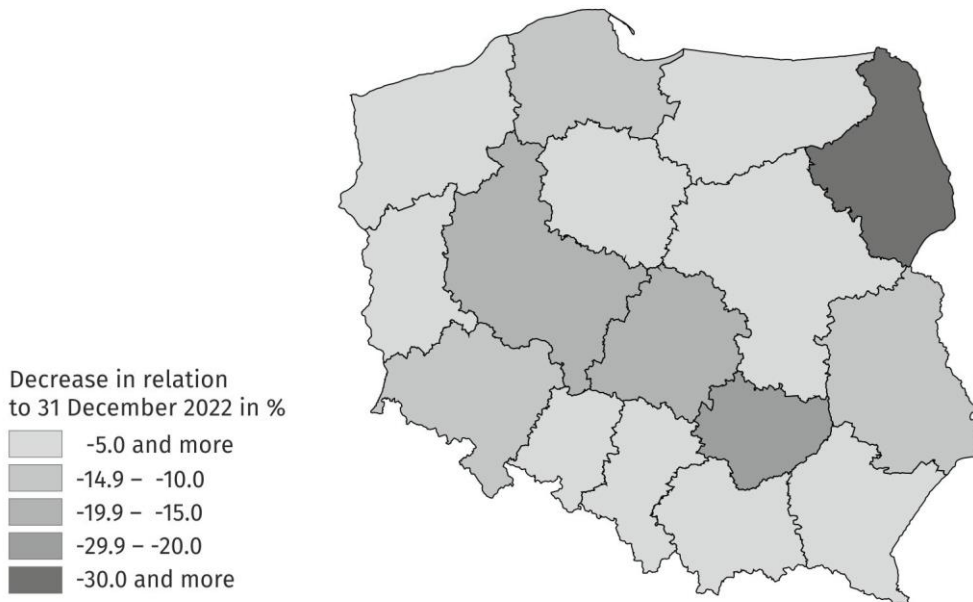
As at 31 March



All voivodships recorded a decrease in the number of Ukrainian students under temporary protection: Podkarpackie Voivodship the smallest (5.4%), Podlaskie Voivodship the largest (40.1%).

**Map 2. Students from Ukraine under temporary protection in 2023**

As at 31 March



At the end of March 2023, the largest group of children from Ukraine under temporary protection, i.e. primary school pupils, was recorded in Mazowieckie Voivodship – 18.3 thousand. There were slightly fewer primary school pupils in Śląskie Voivodship – 11.8 thousand and in Dolnośląskie Voivodship – 11.5 thousand. The fewest pupils were recorded in Świętokrzyskie Voivodship – 1.5 thousand.

Mazowieckie Voivodship concentrated the largest number of Ukrainian children covered by pre-school education – 6.8 thousand, followed by Śląskie Voivodship (4.3 thousand children) and Wielkopolskie Voivodship (3.8 thousand children). However, the smallest number of preschoolers from Ukraine was recorded in Świętokrzyskie Voivodship – 0.6 thousand.

At the end of March 2023, the largest number of students from Ukraine attended general secondary schools located in Mazowieckie Voivodship – 1.6 thousand. 1.1 thousand Ukrainian general secondary school students were enrolled in schools in Dolnośląskie Voivodship, and 0.9 thousand in Śląskie Voivodship. Świętokrzyskie Voivodship with 99 students was again at the bottom of this list.

The situation was slightly different in the case of technical secondary school students – Mazowieckie Voivodship, with 696 students, was ranked second (at the end of 2022 it was in the third place), following Śląskie Voivodship (871 students).

The largest number of Ukrainian students in higher education was recorded in Mazowieckie Voivodship – 3,159, followed by Dolnośląskie Voivodship with more than half as many students (1,278), and Wielkopolskie Voivodship (1,267). The fewest students were in Podlaskie Voivodship – 82.

**Table 6. Children, pupils and students from Ukraine under temporary protection in 2023**  
As at 31 March

Specification	Children, pupils and students in educational establishments					Students in HEIs
	total	of which:				
		in pre-primary establishments	in primary schools	in general secondary schools	in technical secondary schools	
<b>Total</b>	<b>165911</b>	<b>36739</b>	<b>104866</b>	<b>8291</b>	<b>6719</b>	<b>11584</b>
Dolnośląskie	17915	3680	11491	1102	619	1278
Kujawsko-Pomorskie	7047	1505	4268	374	280	366
Lubelskie	5300	1197	3191	302	364	834
Lubuskie	6363	1327	4113	289	211	216
Łódzkie	10783	2311	6930	647	483	510
Małopolskie	14267	3281	8850	612	619	1267
Mazowieckie	28772	6787	18289	1559	696	3159
Opolskie	4245	974	2564	224	186	296
Podkarpackie	4020	1052	2421	220	216	424
Podlaskie	2713	698	1675	141	107	82
Pomorskie	12853	2552	8628	615	433	638
Śląskie	18909	4341	11824	938	871	929
Świętokrzyskie	2738	579	1523	99	410	133
Warmińsko-Mazurskie	3431	832	2192	164	115	137
Wielkopolskie	17503	3832	11187	584	680	810
Zachodniopomorskie	9052	1791	5720	421	429	505

The largest number of people from Ukraine under temporary protection in the Polish education system was recorded in Mazowieckie Voivodship

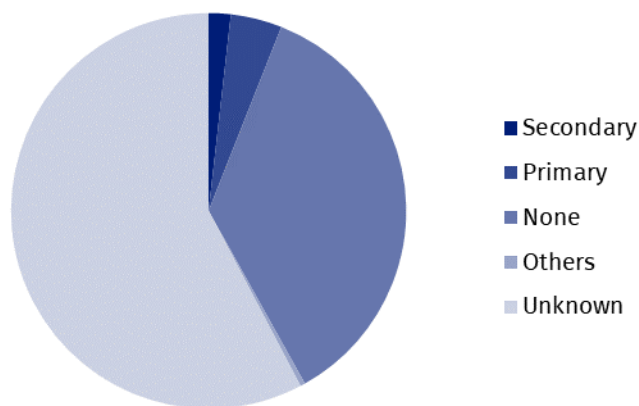
Females constituted 52.2% of all people from Ukraine under temporary protection in the Polish education system

### **Educational attainment level of persons from Ukraine under temporary protection as at 31 March 2023**

Based on administrative data from the Educational Information System and the POL-on system, having applied an algorithm allowing to assign the level of education based on age to children who were not in the Polish education system at the end of March 2023, the level of educational attainment was established for 42.3% of people from Ukraine covered by temporary protection. Children who had not yet completed primary education were the most numerous – 358.4 thousand (this number includes both children covered by the Polish

education system and others – up to 14 years of age). The second largest group were children with primary education – 42.2 thousand. There were 17.5 thousand people with secondary education and 3.6 thousand with tertiary education. It should be emphasized that these data do not include adults who are not included in the Polish education system.

**Chart 3. Structure educational attainment level of people from Ukraine under temporary protection in 2023**  
As of 31 March

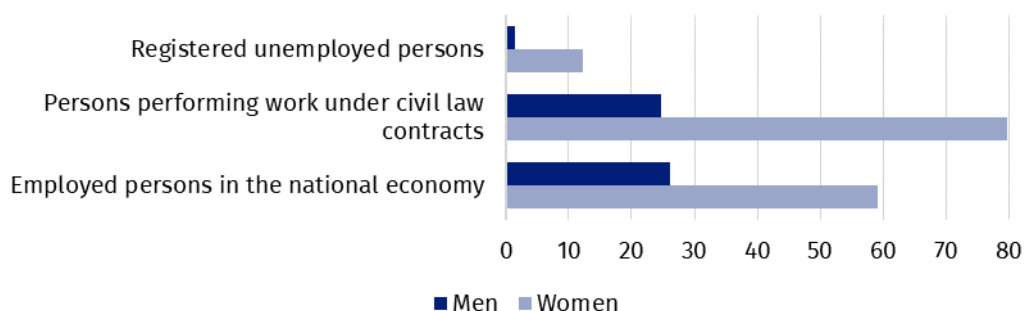


#### Professional activity of Ukrainian residents under temporary protection

As at 31 March 2023, there were 85.3 thousand employed persons and 104.4 thousand persons performing work under civil law contracts<sup>3</sup> (at the same time not meeting the criteria for employed persons in the national economy) among Ukrainian residents under temporary protection. Compared with the end of December 2022, this was an increase of 18.6% and 6.5% respectively. Some Ukrainian residents under temporary protection who did not work but were looking for a job registered with labour offices as unemployed. As at the last day of March 2023, there were 13.7 thousand of them, i.e. 43.2% more than at the end of 2022.

In each of the presented groups of the population of professionally active Ukrainian residents under temporary protection, women predominated. As at 31 March 2023, the share of women among employed persons in the national economy was 69.4%, among those working under civil law contracts 76.4%, and among the registered unemployed nearly 90%.

**Chart 4. Professional activity of Ukrainian residents under temporary protection by sex in 2023**  
As at 31 March



An analysis of the professionally active population of Ukrainian residents under temporary protection in terms of age shows that the relatively largest group were those aged 35-44 years. As at 31 March 2023, among Ukrainian residents under temporary protection 42.1% of

<sup>3</sup> According to the research methodology, Employment in the national economy do not include people performing work under civil law contracts.



total registered unemployed persons, 35.7% of employed persons in the national economy and 31.7% of persons performing work under civil law contracts were of this age.

**Chart. 5. Professional activity of Ukrainian residents under temporary protection by age group in 2023**  
As at 31 March



Professionally active Ukrainian residents under temporary protection reside in all regions of Poland. As at the end of March 2023, out of the employed in the national economy and those performing work under civil law contracts, the largest number, 15.1 thousand and 20.6 thousand, respectively, of Ukrainian residents under temporary protection lived in the Mazowieckie Voivodship. On the other hand, the largest number of registered unemployed Ukrainian residents benefiting from temporary protection lived in the Małopolskie Voivodship – 2.5 thousand persons as at the last day of March 2023.

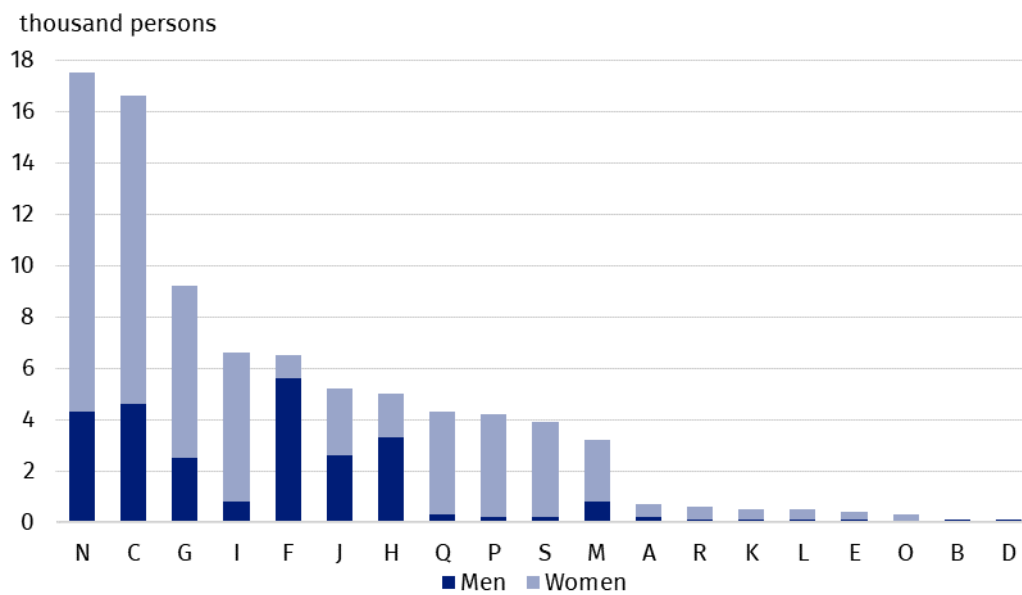
#### Temporary protected Ukrainian residents employed in the national economy

Data on employed persons in the national economy may also be presented according to the seat of entity of the main job. According to this approach, for almost 20 thousand, i.e. 22.9% of employed Ukrainian residents under temporary protection, the seat of the entity of the main job was in the Mazowieckie Voivodship. The second in this respect was the Dolnośląskie Voivodship, where for 12.1% of the employed the seat of the entity of the main job was located.

Temporary protected Ukrainian residents employed in the national economy are associated with every kind of activity, but as at 31 March 2023, the largest number, 17.5 thousand of them, were concentrated in the section Administrative and support service activities. This section includes, inter alia, the activities of employment agencies providing placement services. In this section, among temporary protected Ukrainian residents employed in the national economy, 75.4% were women. The second largest section in terms of the number of employed Ukrainian residents under temporary protection was Manufacturing. This section accounted for 19.5% of the population in question, and the share of women was over 72%. The most feminised section was Education, where women accounted for 94.9% of employed persons. The most masculinised section was Construction, where men accounted for almost 86%.

**Chart. 6. Temporary protected Ukrainian residents employed in the national economy by PKD/NACE section and sex in 2023**

As at 31 March



An analysis of the number of temporary protected Ukrainian residents employed in the national economy by size of entity in which they work shows that, as at 31 March 2023, 31.5 thousand (nearly 37%) of the employed were concentrated in entities with 250 or more employed persons. Persons employed in the remaining entities, i.e. those with a smaller number of employed persons (up to 9 employed persons, 10 to 49 employed persons, 50 to 249 employed persons) accounted for around 20% of the total number of employed persons in each of these size classes. Along with the size of the entity, the share of women among the total number of employed persons increased – from 58.9% in entities with up to 9 employed persons to 77.7% in entities with 250 or more employed persons.

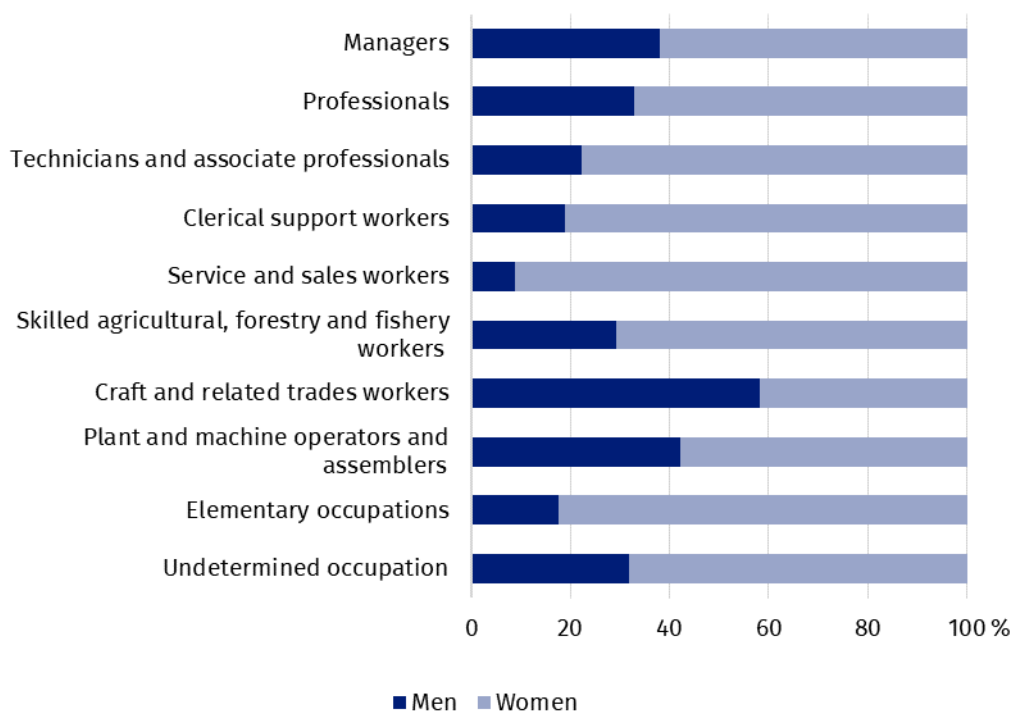
Among employed persons in the national economy, employees accounted for the largest share. Also among employed Ukrainian residents under temporary protection, employees dominated – 92.8% of employed persons had this status.

An analysis of the number of temporary protected Ukrainian residents employed in the national economy by major occupational group<sup>4</sup>, shows that the most numerous group of employed persons was Elementary occupations. As at 31 March 2023, 16.7 thousand of the analysed population were employed in occupations from this group. Although women accounted for more than 80% of this group, the most feminised occupational group was Service and sales workers, where women accounted for more than 90%. In turn, men accounted for the largest percentage in the group of Craft and related trades workers – 58.1%.

<sup>4</sup> An undetermined occupation concerns 17.3% of temporary protected Ukrainian residents employed in the national economy.

**Chart 7. Structure of temporary protected Ukrainian residents employed in the national economy by sex in major occupational groups in 2023**

As at 31 March



#### Estimate from BIG Data<sup>5</sup>

To estimate the population of Ukraine, an alternative source was also utilized in the form of data from a mobile network operator regarding active SIM cards issued to residents of Ukraine since the outbreak of the Ukrainian-Russian conflict. The data only concern residents of Ukraine present in Poland until November 2023 under temporary protection as well as persons who are not under temporary protection. To estimate the number of Ukrainian residents and their movements in Poland, a mobility model based on the transition matrix concept was developed. The parameters of this model were estimated using the fixed-point iteration method, and the obtained results were generalized using market share indicators of telecommunications service operators, share of smartphone users in age group cohorts and age structure of Ukrainians. The estimated total number of Ukrainian residents in Poland amounted to be more than 1,264,000. The highest proportion was noted in the capital powiat of Warsaw (11.0%). Ukrainian residents were also numerous in Krakow (5.6%), Wrocław (5.4%), Poznań (3.5%), and Łódź (2.7%). However, the majority of the country (267 powiats) is characterized by a very low percentage of Ukrainian citizens, i.e. below 0.3%.

The majority of Ukrainian residents are found in large urban agglomerations. Despite the proximity to the Ukrainian border, a relatively small percentage of them reside in eastern voivodships. Over 22% of them are in Mazowieckie Voivodship, 10% in Wielkopolskie Voivodship and 9.8% Małopolskie Voivodship. In Podkarpackie and Lubelskie Voivodships, their total share is 6.0%.

Mobile phone data show a significant spatial correlation in the distribution of Ukrainian residents with data on Ukrainians under temporary protection. The use of mobile operator

<sup>5</sup> An alternative data source was a mobile network operator providing daily data on active SIM cards used in Poland by Ukrainian residents. The datasets are aggregated and contain information about individuals in gminas where the phone with the SIM card was active for at least 3 hours during the day.

data containing information about user locations can be useful for migration analysis and for identifying areas with the highest concentration of Ukrainian residents.

In this news release abbreviated names of NACE, Rev. 2 sections were used. Abbreviations are marked with a 'Δ' symbol. Full names are available on the Eurostat website at: <https://ec.europa.eu/eurostat/data/classifications> .

PKD/NACE section symbols:

A – Agriculture, forestry and fishing;

B – Mining and quarrying;

C – Manufacturing;

D – Electricity, gas, steam and air conditioning supply;

E – Water supply; sewerage, waste management and remediation activities;

F – Construction;

G – Wholesale and retail trade; repair of motor vehicles and motorcycles;

H – Transportation and storage;

I – Accommodation and food service activities;

J – Information and communication;

K – Financial and insurance activities;

L – Real estate activities;

M – Professional, scientific and technical activities;

N – Administrative and support service activities;

O – Public administration and defence; compulsory social security;

P – Education;

Q – Human health and social work activities;

R – Arts, entertainment and recreation;

S – Other service activities;

In the case of quoting Statistics Poland data, please provide information: 'Source of data: Statistics Poland', and in the case of publishing calculations made on data published by Statistics Poland, please provide information: 'Own elaboration based on Statistics Poland data.'

Prepared by:

**Departament Badań Demograficznych**

**Zastępca Dyrektora Anna Wysocka**

Phone: (+48 22) 608 33 01

**Director Statistical Office in Bydgoszcz**

**Wiesława Gierańczyk**

Phone: (+48 52) 366 93 90

**Director Statistical Office in Gdańsk**

**Jerzy Auksztol**

Phone: (+48 58) 76 83 130

**Director Statistical Office in Rzeszów**

**Marek Cierpiat-Wolan**

Phone: (+48 17) 853 52 10

**Press Office**

Phone: (+48 22) 608 38 04

**e-mail: [obslugaprasowa@stat.gov.pl](mailto:obslugaprasowa@stat.gov.pl)**

Issued by:

**The Spokesperson for the President**

**of Statistics Poland**

**Karolina Banaszek**

Phone: (+48) 695 255 011



[stat.gov.pl/en/](https://stat.gov.pl/en/)



[@GUS\\_STAT](https://twitter.com/GUS_STAT)



[@GlownyUrzadStatystyczny](https://www.facebook.com/GlownyUrzadStatystyczny)



[gus\\_stat](https://www.instagram.com/gus_stat)



[glownyurządstatystyczny](https://www.youtube.com/glownyurządstatystyczny)



[glownyurządstatystyczny](https://www.linkedin.com/company/glownyurządstatystyczny)

### Terms used in official statistics

[Mobile age](#)

[Non-mobility age](#)

[Non-working age](#)

[Post-working age](#)

[Working age](#)

[Pre-working age](#)

[Citizenship](#)