

30.08.2024

Domestic deliveries and consumption of selected consumer goods per capita in 2023


4.4%

A decrease in the meat deliveries to the domestic market compared with 2022

In 2023 domestic deliveries¹ of meat (including pork, beef, veal and poultry) amounted to 4460 thousand tonnes and were lower by 4.4% compared with the previous year. The deliveries of raw meat from animals for slaughter decreased (by 9.4%), while deliveries of poultry meat increased (by 3.0%).

The domestic market supply of selected food goods

In 2023, deliveries of the following foodstuffs were significantly lower than in the previous year: variety meat products from poultry; meat and variety meat products from animals for slaughter; pure vodka; margarine and reduced and low fat spreads, pasta. In comparison with 2022, the deliveries of frozen sea fish; butter and dairy spreads; cheese and curd; chocolate and poultry meat were higher however. A slight increase was recorded in deliveries of mineral waters and soft drinks and also sugar.

In 2023 deliveries of the majority of presented foodstuffs were lower than in 2022

Table 1. Deliveries of selected food goods

| Specification | Unit of measure | Deliveries | | |
|---|-----------------|------------|------|----------|
| | | 2022 | 2023 | 2022=100 |
| Meat total | thousand tonnes | 4667 | 4460 | 95.6 |
| raw meat from animals for slaughter | thousand tonnes | 2790 | 2527 | 90.6 |
| poultry meat | thousand tonnes | 1877 | 1933 | 103.0 |
| Variety meat products from poultry | thousand tonnes | 59.0 | 36.0 | 60.9 |
| Meat and variety meat products from animals for slaughter (tinned food, cured meat products and other products) | thousand tonnes | 882 | 739 | 83.8 |
| Frozen sea fish | thousand tonnes | 297 | 354 | 119.2 |
| Margarine and reduced and low fat spreads (excluding liquid margarine) | thousand tonnes | 162 | 141 | 87.0 |
| Butter and dairy spreads | thousand tonnes | 202 | 215 | 106.6 |
| Cheese and curd | thousand tonnes | 818 | 853 | 104.3 |
| Wheat flour | thousand tonnes | 2496 | 2484 | 99.5 |
| Rye flour | thousand tonnes | 205 | 203 | 99.5 |
| Sugar | thousand tonnes | 1621 | 1629 | 100.5 |

¹ Deliveries have been defined as quantity of products produced domestically (data concern economic entities employing more than 9 persons), reduced by their exports and enlarged by their imports and corrected by the balance of changes of stocks at producers (data concerns economic entities employing more than 49 persons).

| Specification | Unit of measure | Deliveries | | |
|--|-----------------|------------|-------|----------|
| | | 2022 | 2023 | 2022=100 |
| Chocolate (including chocolates, chocolate products and white chocolate) | thousand tonnes | 267 | 276 | 103.3 |
| Pasta | thousand tonnes | 243 | 215 | 88.6 |
| Vodkas, liqueurs, other spirit beverages in terms of 100% alcohol | thousand hl | 1391 | 1257 | 90.3 |
| of which pure vodka | thousand hl | 866 | 740 | 85.4 |
| Wine and mead | thousand hl | 2444 | 2218 | 90.8 |
| of which grape wine (including vermouth) | thousand hl | 1719 | 1606 | 93.4 |
| Beer from malt (of an alcoholic strength of 0.5% and more) | thousand hl | 35378 | 32751 | 92.6 |
| Mineral waters and soft drinks | thousand hl | 73800 | 74758 | 101.3 |

Table 2. Consumption² of selected consumer goods per capita

| Specification | Unit of measure | 2010 | 2015 | 2020 | 2021 | 2022 | 2023 |
|--|-----------------|------|------|------|------|------|------------------|
| Grain of 4 cereals (in terms of processed products) ³ | kg | 108 | 103 | 102 | 101 | 103 | 106 |
| Potatoes ³ | kg | 110 | 100 | 94.3 | 94.8 | 94.2 | 94.7 |
| Vegetables | kg | 106 | 105 | 103 | 104 | 104 | 106 |
| Fruit | kg | 44 | 53 | 58 | 59 | 59 | 61 |
| Animal edible fats | kg | 6.3 | 5.8 | 6.0 | 6.3 | 6.7 | 5.2 ⁴ |
| Butter | kg | 4.3 | 4.5 | 5.9 | 6.1 | 5.6 | 5.9 ⁴ |
| Cow's milk (including milk designated for processed products; excluding milk used in the production of butter) | l | 189 | 213 | 246 | 251 | 262 | 276 ⁴ |
| Hen eggs | unit | 202 | 144 | 157 | 159 | 154 | 179 |
| Sugar | kg | 39.9 | 40.5 | 42.9 | 41.8 | 42.8 | 43.2 |
| Vodkas, liqueurs, other spirit beverages in terms of 100% alcohol | l | 3.2 | 3.2 | 3.7 | 3.8 | 3.5 | 3.4 |
| Wine and mead | l | 6.9 | 6.3 | 6.5 | 6.7 | 6.3 | 6.0 |
| Beer from malt (of an alcoholic strength of 0.5% and more) | l | 90.2 | 99.1 | 94.0 | 93.2 | 92.9 | 87.4 |

In 2023 a high increase in the consumption of hen eggs, butter and cow's milk was recorded. On the other hand, the consumption of animal edible fats and alcoholic beverages decreased

When quoting Statistics Poland data, please provide the information: "Source of data: Statistics Poland". and when publishing calculations made on data published by Statistics Poland, please include the following disclaimer: "Own study based on figures from Statistics Poland".







² Data about consumption level was compiled using balance method: production enlarged by import, reduced by export, decreases and losses of agricultural products at producers' and in turnover including changes of stocks level. Besides, production of raw materials is diminished by their usage for production purposes. Consumption per capita is based on a number of population data for 30 June, in the period from 2020 adopted the population figures take into account the results of the National Population and Housing Census 2021.

³ Data concerns farming years i.e. period from 1 July of the previous year to 30 June of the given year.

⁴ Preliminary data.

Prepared by:
Trade and Services Department
Director Ewa Adach-Stankiewicz
Phone: (+48 22) 608 31 24

Issued by:
Press Office
Mobile: (+48) 695 255 032
Phone: (+48 22) 608 38 04, (+48 22) 449 41 45,
(+48 22) 608 30 09
e-mail: obslugaprasowa@stat.gov.pl

-  stat.gov.pl/en/
-  [@StatPoland](https://twitter.com/StatPoland)
-  [@GlownyUrzadStatystyczny](https://www.facebook.com/GlownyUrzadStatystyczny)
-  [gus_stat](https://www.instagram.com/gus_stat)
-  [glownyurządstatystycznygus](https://www.youtube.com/glownyurządstatystycznygus)
-  [glownyurządstatystyczny](https://www.linkedin.com/company/glownyurządstatystyczny)

Related information

[Internal market in 2022](#)

Data available in databases

[Knowledge Databases – Internal market](#)

Terms used in official statistics

[Supply of selected goods](#)

[Consumption of selected foodstuffs](#)