

Retail sales index – November 2023

21.12.2023


0.3%

A decrease compared with the corresponding month of the previous year

In November 2023 retail sales¹ at constant prices were by 0.3% lower than the year before (against an increase of 1.6% in November 2022).

Compared with October 2023, a decrease by 2.8% in retail sales was recorded.

In the period of January-November² 2023 sales decreased y/y by 2.4% (in 2022 a growth of 5.4%).

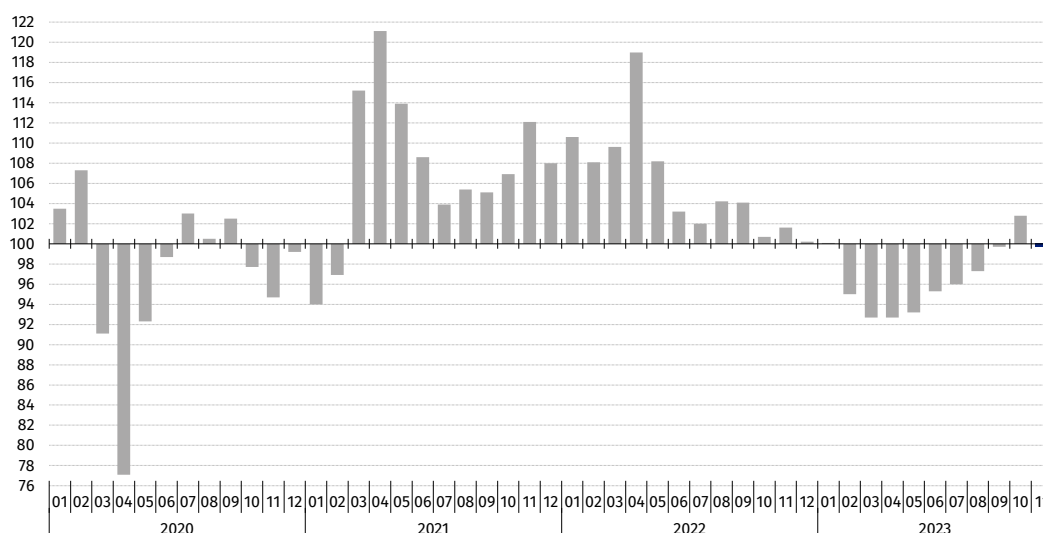
Retail sales of goods by type of enterprise activity

In November 2023, a significant decline in retail sales (at constant prices) compared with the corresponding period of 2022 was recorded by entities from the following groups: “furniture, radio, TV and household appliances” (by 10.1%), “newspapers, books, other sale in specialized stores” (by 9.1%), “others” (by 6.8%). Enterprises trading in food, beverages and tobacco products noted a drop by 2.6%. However, among the groups presented, an increase was reported by entities selling motor vehicles, motorcycles, parts (by 11.8%) and pharmaceuticals, cosmetics, orthopaedic equipment (by 4.1%).

In November compared with October 2023, an increase in retail sales value via Internet at current prices was recorded (by 27.2%). The share of sales via Internet in “total” sales increased from 9.0% in October to 11.7% in November 2023. Among the presented groups with a significant share of sales via Internet an increase in share was reported by enterprises classified in the groups: “newspapers, books, other sale in specialized stores” (from 24.8% a month ago to 30.9%), “textiles, clothing, footwear” (from 19.9% to 24.5% respectively) and “furniture, radio, TV and household appliances” (from 17.1% to 20.8%).

In November 2023, a decline in retail sales (at constant prices) y/y was recorded in most groups

Chart 1. Retail sales of goods (constant prices) – corresponding period of previous year=100



¹ Data concerns trade and non-trade enterprises employing more than 9 persons. Groups of enterprises were created on the basis of the Polish Classification of Activities (PKD 2007) and a given enterprise is included to a specific category by predominating kind of activity and according to its present organizational status in mentioned period. The recorded changes of rise or fall of the volume of retail sales in particular groups of enterprises activity may result from a change in the predominating kind of activity and organisational changes (e.g. a merger of enterprises). This does not have impact on the dynamics of the total retail sales.

² Corrections made by reporting entities were included in cumulative data.

Table 1. Index numbers of retail sales (constant prices)

Specification	11 2023		01-11 2023
	10 2023=100	11 2022=100	01-11 2022=100
TOTAL	97.2	99.7	97.6
of which:			
Motor vehicles, motorcycles, parts	98.1	111.8	106.0
Solid, liquid and gaseous fuels	81.3	99.1	93.6
Food, beverages and tobacco products	94.6	97.4	97.0
Other retail sale in non-specialized stores	.	.	.
Pharmaceuticals, cosmetics, orthopaedic equipment	104.7	104.1	100.8
Textiles, clothing, footwear	106.1	95.6	96.8
Furniture, radio, TV and household appliances	105.6	89.9	86.6
Newspapers, books, other sale in specialized stores	110.0	90.9	84.5
Others	96.5	93.2	90.7

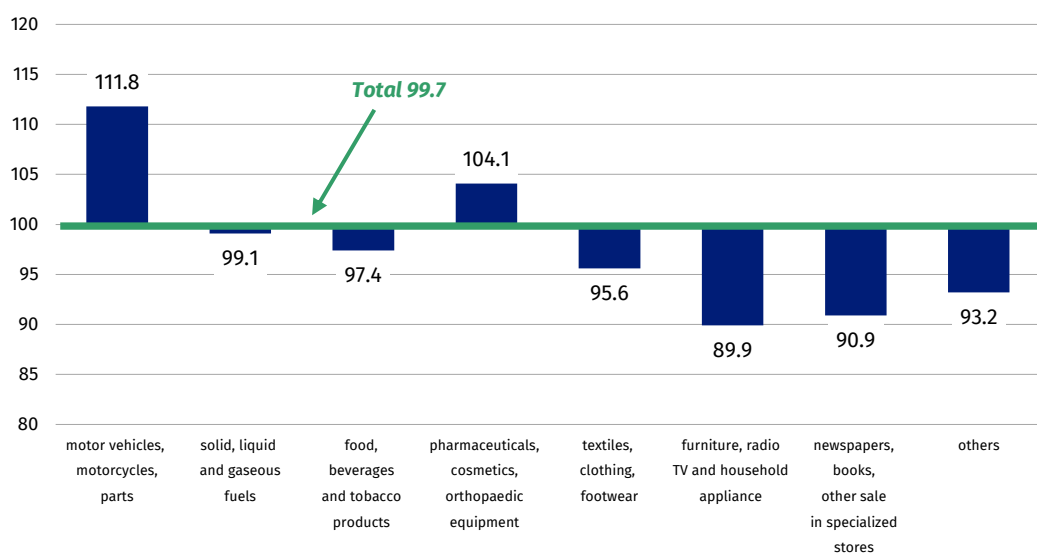
(.) Data not available, classified data (statistical confidentiality) or providing data impossible or purposeless

Table 2. Index numbers of retail sales (current prices)

Specification	11 2023		01-11 2023
	10 2023=100	11 2022=100	01-11 2022=100
TOTAL	98.2	102.6	105.7
of which:			
Motor vehicles, motorcycles, parts	98.3	114.0	111.2
Solid, liquid and gaseous fuels	85.8	87.2	90.5
Food, beverages and tobacco products	95.4	104.9	111.7
Other retail sale in non-specialized stores	.	.	.
Pharmaceuticals, cosmetics, orthopaedic equipment	105.4	110.1	110.9
Textiles, clothing, footwear	106.2	100.1	103.3
Furniture, radio, TV and household appliances	105.2	94.9	95.6
Newspapers, books, other sale in specialized stores	109.9	94.9	91.6
Others	96.8	98.7	100.5

(.) Data not available, classified data (statistical confidentiality) or providing data impossible or purposeless

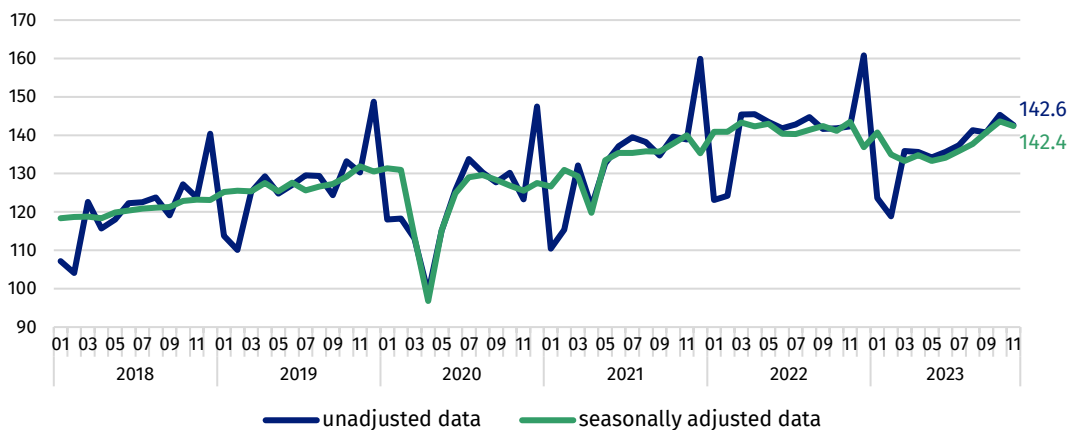
Chart 2. Retail sales of goods in November 2023 by type of enterprise activity (constant prices) – corresponding period of previous year=100



Retail sales seasonally adjusted

After eliminating the seasonal factors, retail sales at constant prices in November 2023 were by 0.8% lower compared with October 2023.

Chart 3. Retail sales – seasonally adjusted and unadjusted data (constant prices) – monthly average 2015=100



In November 2023, a decrease of 0.8% in retail sales seasonally adjusted was recorded in comparison with October 2023

In the publication "Statistical Bulletin" in tab. 1 simultaneously with the data on retail sales, the indices of the deflated turnover in retail trade are also presented, which are provided in accordance with the requirements for the needs of European statistics. The deflated turnover in retail trade covers the complete population of entities classified according to NACE in division 47 - "Retail trade, except of motor vehicles and motorcycles".

In case of quoting Statistics Poland data, please provide information: "Source of data: Statistics Poland", and in case of publishing calculations made on data published by Statistics Poland, please include the following disclaimer: "Own study based on figures from Statistics Poland".


Prepared by:
Trade and Services Department
Director Ewa Adach-Stankiewicz
Phone: (+48 22) 608 31 24

Issued by:
**The Spokesperson for the President
of Statistics Poland**
Karolina Banaszek
Phone: (+48) 695 255 011


Press Office


Phone: (+48 22) 608 38 04


e-mail: obslugaprasowa@stat.gov.pl


 www.stat.gov.pl/en/

 @StatPoland

 @GlownyUrzadStatystyczny

 gus_stat

 glownyurządstatystycznygus

 glownyurządstatystyczny

Related information

[Internal market in 2022](#)

Data available in databases

[Knowledge Database - Internal market](#)

[Macroeconomic Data Bank](#)

[Local Data Bank](#)

Terms used in official statistics

[Retail sales of goods](#)