

Retail sales index – May 2023

22.06.2023


6.8%

A decrease compared with the corresponding month of the previous year

In May 2023 retail sales¹ at constant prices were by 6.8% lower than the year before (against an increase of 8.2% in May 2022). Compared with April 2023 a decrease by 1.0% in retail sales was recorded. In the period of January-May² 2023 sales decreased y/y by 5.9% (in 2022 a growth of 10.6%).

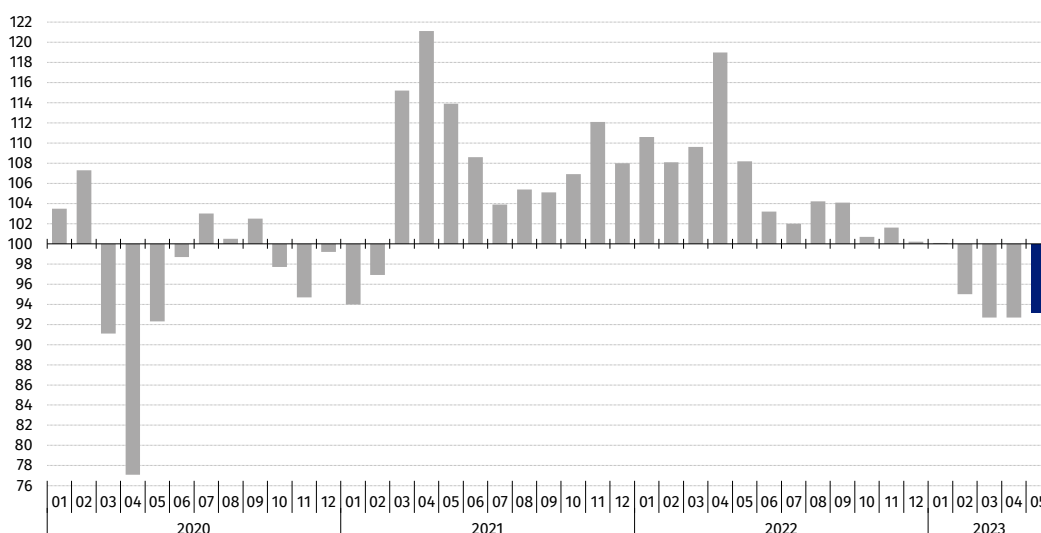
Retail sales of goods by type of enterprise activity

In May 2023, the largest decrease in retail sales (at constant prices) compared with the corresponding period of 2022 was reported by units from the group “newspapers, books, other sale in specialized stores” (by 15.2% against a decrease of 2.8% the year before). A significantly drop in sales was also recorded in the groups: “furniture, radio, TV and household appliances” (by 14.8%), “others” (by 12.3%), “solid, liquid and gaseous fuels” (by 11.8%). Units trading in food, beverages and tobacco products noted a decline (by 5.3%).

In May compared with April 2023, an increase in retail sales value via Internet at current prices was recorded (by 4.1%). The share of sales via Internet in “total” sales increased from 8.1% in April to 8.5% in May 2023. Among the presented groups with a significant share of sales via Internet an increase in share was reported by enterprises classified in the groups: “textiles, clothing, footwear” (from 20.0% a month ago to 22.6%), “newspapers, books, other sale in specialized stores” (from 21.5% to 22.2% respectively). On the other hand, a decrease in the share was observed in units from the group “furniture, radio, TV and household appliances” (from 15.7% to 15.1%).

In May 2023, a decrease in retail sales (at constant prices) y/y was recorded in all presented groups

Chart 1. Retail sales of goods (constant prices) – corresponding period of previous year=100



¹ Data concerns trade and non-trade enterprises employing more than 9 persons. Groups of enterprises were created on the basis of the Polish Classification of Activities (PKD 2007) and a given enterprise is included to a specific category by predominating kind of activity and according to its present organizational status in mentioned period. The recorded changes of rise or fall of the volume of retail sales in particular groups of enterprises activity may result from a change in the predominating kind of activity and organisational changes (e.g. a merger of enterprises). This does not have impact on the dynamics of the total retail sales.

² Corrections made by reporting entities were included in cumulative data.

Table 1. Index numbers of retail sales (constant prices)

Specification	05 2023		01-05 2023
	04 2023=100	05 2022=100	01-05 2022=100
TOTAL	99.0	93.2	94.1
of which:			
Motor vehicles, motorcycles, parts	104.9	97.3	100.3
Solid, liquid and gaseous fuels	103.2	88.2	84.1
Food, beverages and tobacco products	95.7	94.7	93.9
Other retail sale in non-specialized stores	.	.	.
Pharmaceuticals, cosmetics, orthopaedic equipment	96.7	96.2	99.0
Textiles, clothing, footwear	96.7	95.1	103.3
Furniture, radio, TV and household appliances	97.6	85.2	87.2
Newspapers, books, other sale in specialized stores	105.0	84.8	86.5
Others	108.0	87.7	84.4

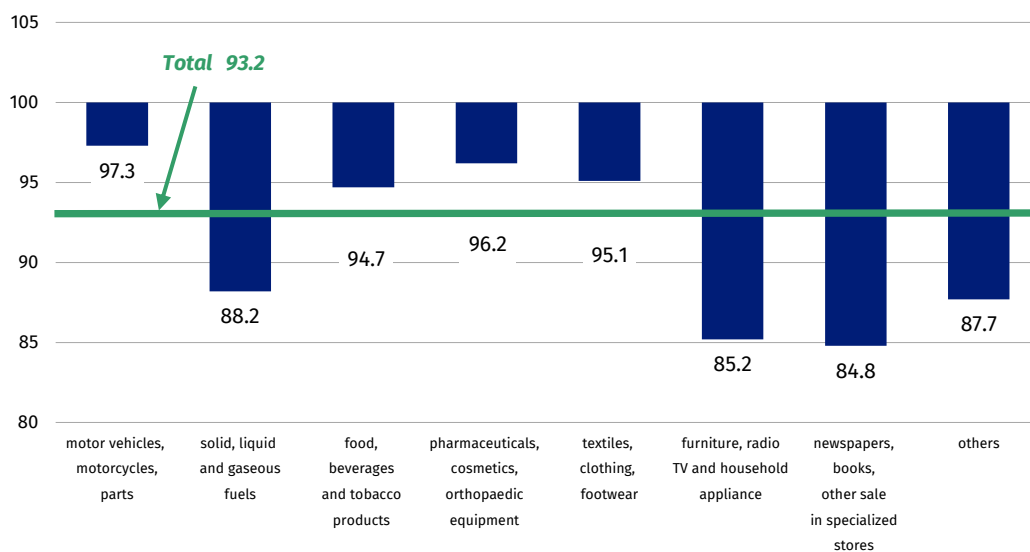
(.) Data not available, classified data (statistical confidentiality) or providing data impossible or purposeless

Table 2. Index numbers of retail sales (current prices)

Wyszczególnienie	05 2023		01-05 2023
	04 2023=100	05 2022=100	01-05 2022=100
TOTAL	98.9	101.8	106.4
of which:			
Motor vehicles, motorcycles, parts	105.0	102.5	107.5
Solid, liquid and gaseous fuels	99.0	82.3	93.8
Food, beverages and tobacco products	96.4	111.6	112.3
Other retail sale in non-specialized stores	.	.	.
Pharmaceuticals, cosmetics, orthopaedic equipment	98.5	107.8	110.2
Textiles, clothing, footwear	96.9	102.5	111.3
Furniture, radio, TV and household appliances	98.0	95.4	98.6
Newspapers, books, other sale in specialized stores	104.6	91.8	95.6
Others	108.5	98.8	95.9

(.) Data not available, classified data (statistical confidentiality) or providing data impossible or purposeless

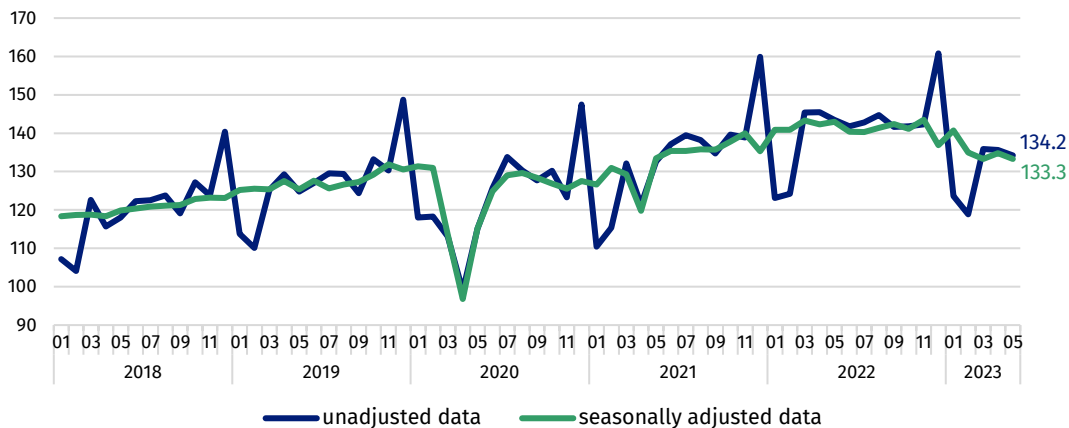
Chart 2. Retail sales of goods in May 2023 by type of enterprise activity (constant prices) – corresponding period of previous year=100



Retail sales seasonally adjusted

After eliminating the seasonal factors, retail sales at constant prices in May 2023 were by 1.1% lower compared with April 2023.

Chart 3. Retail sales – seasonally adjusted and unadjusted data (constant prices) – monthly average 2015=100



In May 2023, there was a decrease of 1.1% in retail sales seasonally adjusted in comparison with April 2023

In the publication "Statistical Bulletin" in tab. 1 simultaneously with the data on retail sales, the indices of the deflated turnover in retail trade are also presented, which are provided in accordance with the requirements for the needs of European statistics. The deflated turnover in retail trade covers the complete population of entities classified according to NACE in division 47 - "Retail trade, except of motor vehicles and motorcycles".

In case of quoting Statistics Poland data, please provide information: "Source of data: Statistics Poland", and in case of publishing calculations made on data published by Statistics Poland, please include the following disclaimer: "Own study based on figures from Statistics Poland."

Prepared by:
Trade and Services Department
Director Ewa Adach-Stankiewicz
Phone: (+48 22) 608 31 24

Issued by:
**The Spokesperson for the President
of Statistics Poland**
Karolina Banaszek
Phone: (+48) 695 255 011

Press Office

Phone: (+48 22) 608 38 04

e-mail: obslugaprasowa@stat.gov.pl

-  www.stat.gov.pl/en/
-  [@StatPoland](https://twitter.com/StatPoland)
-  [@GlownyUrzadStatystyczny](https://www.facebook.com/GlownyUrzadStatystyczny)
-  [gus_stat](https://www.instagram.com/gus_stat)
-  [glownyurządstatystycznygus](https://www.youtube.com/glownyurządstatystycznygus)
-  [glownyurządstatystyczny](https://www.linkedin.com/company/glownyurządstatystyczny)

Related information

[Internal market in 2021](#)

Data available in databases

[Knowledge Databases – Trade and Services](#)

[Macroeconomic Data Bank](#)

[Local Data Bank](#)

Terms used in official statistics

[Retail sales of goods](#)