

# Retail sales index – October 2022

23.11.2022

↑ 0.7%

An increase compared with the corresponding month of the previous year

**In October 2022 retail sales<sup>1</sup> at constant prices were by 0.7% higher than the year before (against an increase of 6.9% in October 2021). Compared with September 2022 an increase by 0.3% in retail sales was recorded. In the period of January-October<sup>2</sup> 2022 sales increased y/y by 6.0% (in 2021 a growth of 7.4%).**

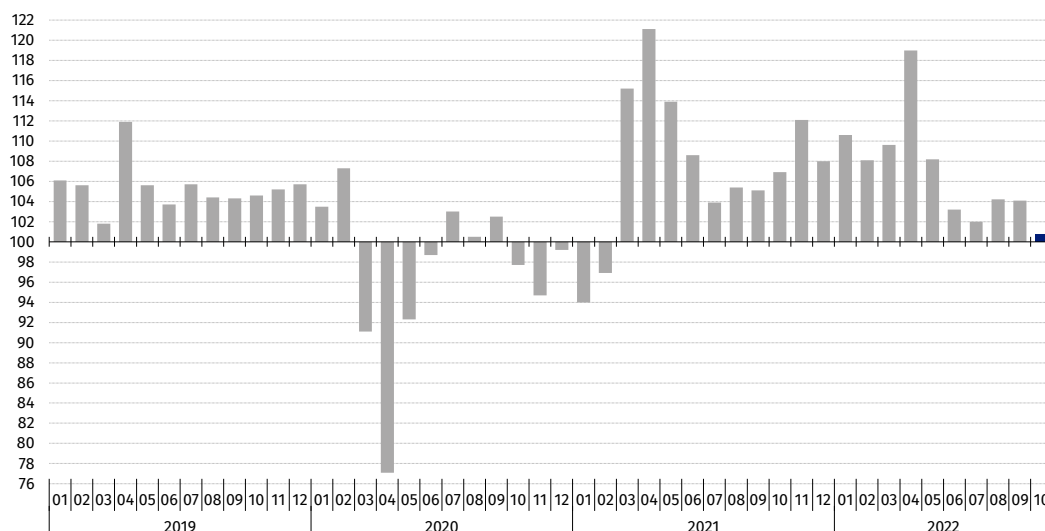
## Retail sales of goods by type of enterprise activity

In October 2022, the highest increase in retail sales (at constant prices) compared with the corresponding period of 2021 was recorded by units trading in “textiles, clothing, footwear” (by 14.3% against an increase of 29.3% the year before). Sales also grew in the following groups presented: “pharmaceuticals, cosmetics, orthopaedic equipment” (by 8.4%), “others” (by 5.6%), “food, beverages and tobacco products” (by 2.4%). The deepest decline was maintained in entities selling solid, liquid and gaseous fuels (by 20.5%).

In October 2022 the largest increase in retail sales (at constant prices) y/y was still in entities trading in textiles, clothing, footwear (by 14.3%)

In October 2022 compared with September 2022, an increase in retail sales value via Internet at current prices was recorded (by 0.7%). The share of sales via Internet in “total” sales decreased from 9.7% in September to 9.5% in October this year. Among the presented groups with a significant share of sales via Internet a decrease in share was reported by enterprises classified into the group “furniture, radio, TV and household appliances” (from 17.6% a month ago to 16.6%) A slight increase in sales however was observed in the groups: “news-papers, books, other sale in specialized stores” (from 25.6% to 26.0% respectively) and “textiles, clothing, footwear” (from 22.6% to 22.7%).

**Chart 1. Retail sales of goods (constant prices) – corresponding period of previous year=100**



<sup>1</sup> Data concerns trade and non-trade enterprises employing more than 9 persons. Groups of enterprises were created on the basis of the Polish Classification of Activities (PKD 2007) and a given enterprise is included to a specific category by predominating kind of activity and according to its present organizational status in mentioned period. The recorded changes of rise or fall of the volume of retail sales in particular groups of enterprises activity may result from a change in the predominating kind of activity and organisational changes (e.g. a merger of enterprises). This does not have impact on the dynamics of the total retail sales.

<sup>2</sup> Corrections made by reporting entities were included in cumulative data.

**Table 1. Index numbers of retail sales (constant prices)**

Specification	10 2022		01-10 2022
	09 2022=100	10 2021=100	01-10 2021=100
<b>TOTAL</b>	<b>100.3</b>	<b>100.7</b>	<b>106.0</b>
of which:			
Motor vehicles, motorcycles, parts	98.6	94.5	89.1
Solid, liquid and gaseous fuels	100.8	79.5	92.2
Food, beverages and tobacco products	101.8	102.4	105.9
Other retail sale in non-specialized stores	.	.	.
Pharmaceuticals, cosmetics, orthopaedic equipment	100.8	108.4	112.8
Textiles, clothing, footwear	97.7	114.3	123.3
Furniture, radio, TV and household appliances	98.0	95.0	101.5
Newspapers, books, other sale in specialized stores	91.4	96.7	105.3
Others	95.1	105.6	115.4

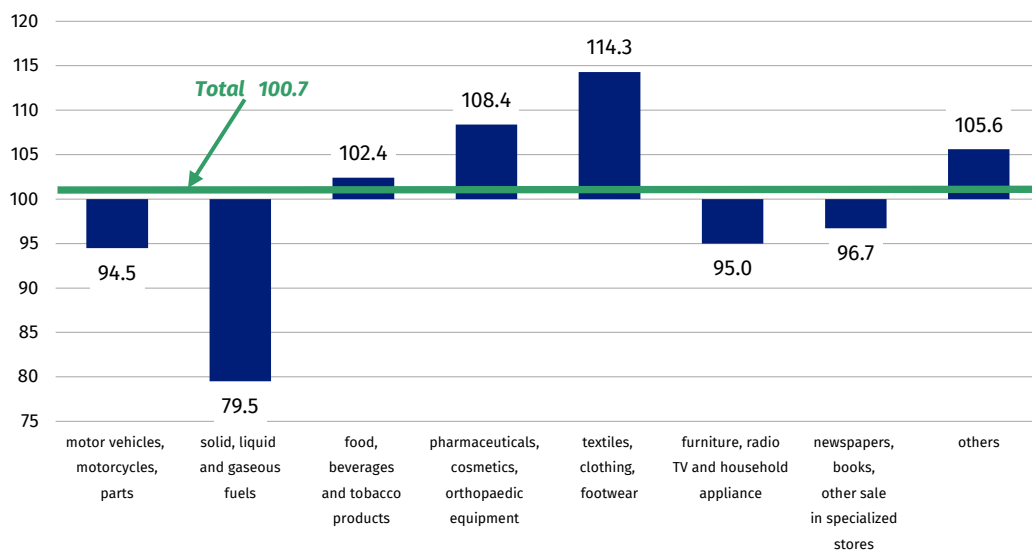
(.) Data not available, classified data (statistical confidentiality) or providing data impossible or purposeless

**Table 2. Index numbers of retail sales (current prices)**

Specification	10 2022		01-10 2022
	09 2022=100	10 2021=100	01-10 2021=100
<b>TOTAL</b>	<b>102.3</b>	<b>118.3</b>	<b>120.7</b>
of which:			
Motor vehicles, motorcycles, parts	99.3	103.7	96.9
Solid, liquid and gaseous fuels	103.9	120.4	136.8
Food, beverages and tobacco products	104.3	122.5	119.3
Other retail sale in non-specialized stores	.	.	.
Pharmaceuticals, cosmetics, orthopaedic equipment	101.6	116.9	118.0
Textiles, clothing, footwear	100.7	122.8	129.6
Furniture, radio, TV and household appliances	99.1	106.7	111.3
Newspapers, books, other sale in specialized stores	92.5	106.0	113.6
Others	96.9	118.9	125.3

(.) Data not available, classified data (statistical confidentiality) or providing data impossible or purposeless

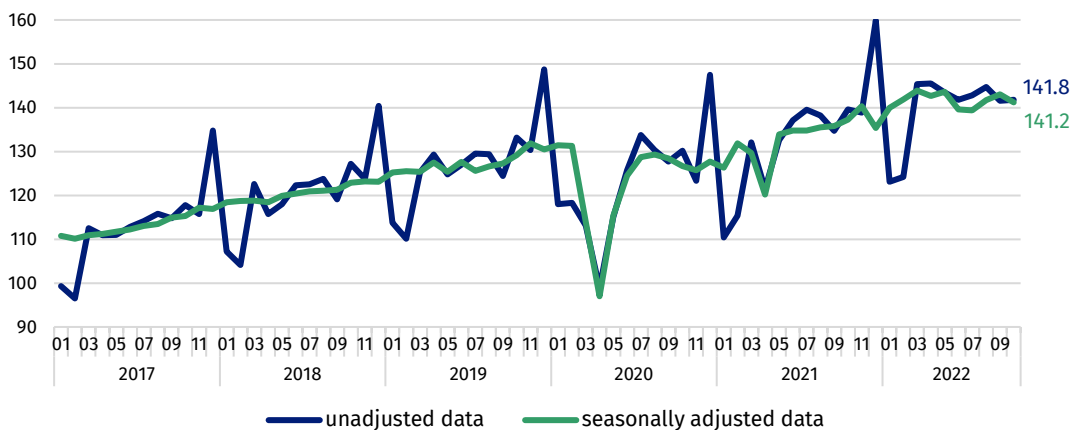
**Chart 2. Retail sales of goods in October 2022 by type of enterprise activity (constant prices) – corresponding period of previous year=100**



**Retail sales seasonally adjusted**

After eliminating the seasonal factors, retail sales at constant prices in October 2022 were by 1.3% lower compared with September 2022.

**Chart 3. Retail sales – seasonally adjusted and unadjusted data (constant prices) – monthly average 2015=100**



In October 2022, there was a decrease of 1.3% in retail sales seasonally adjusted in comparison with September 2022

In the publication "Statistical Bulletin" in tab. 1 simultaneously with the data on retail sales, the indices of the deflated turnover in retail trade are also presented, which are provided in accordance with the requirements for the needs of European statistics. The deflated turnover in retail trade covers the complete population of entities classified according to NACE in division 47 - "Retail trade, except of motor vehicles and motorcycles".

In case of quoting Statistics Poland data, please provide information: "Source of data: Statistics Poland", and in case of publishing calculations made on data published by Statistics Poland, please include the following disclaimer: "Own study based on figures from Statistics Poland."

Prepared by:  
**Trade and Services Department**  
**Director Ewa Adach-Stankiewicz**  
Phone: (+48 22) 608 31 24

Issued by:  
**The Spokesperson for the President  
of Statistics Poland**  
**Karolina Banaszek**  
Phone: (+48) 695 255 011

**Press Office**

Phone: (+48 22) 608 38 04

**e-mail: [obslugaprasowa@stat.gov.pl](mailto:obslugaprasowa@stat.gov.pl)**

-  [www.stat.gov.pl/en/](http://www.stat.gov.pl/en/)
-  [@StatPoland](https://twitter.com/StatPoland)
-  [@GlownyUrzadStatystyczny](https://www.facebook.com/GlownyUrzadStatystyczny)
-  [gus\\_stat](https://www.instagram.com/gus_stat)
-  [glownyurządstatystycznygus](https://www.youtube.com/glownyurządstatystycznygus)
-  [glownyurządstatystyczny](https://www.linkedin.com/company/glownyurządstatystyczny)

**Related information**

[Internal market in 2021](#)

**Data available in databases**

[Knowledge Databases – Trade and Services](#)

[Macroeconomic Data Bank](#)

[Local Data Bank](#)

**Terms used in official statistics**

[Retail sales of goods](#)