

Retail sales index – March 2021

22.04.2021

↑ 15.2%

An increase compared with the corresponding month of the previous year

In March 2021 retail sales¹ at constant prices were by 15.2% higher than the year before (against a decrease of 8.9% in March 2020). Compared with February 2021 retail sales increased by 15.0%.

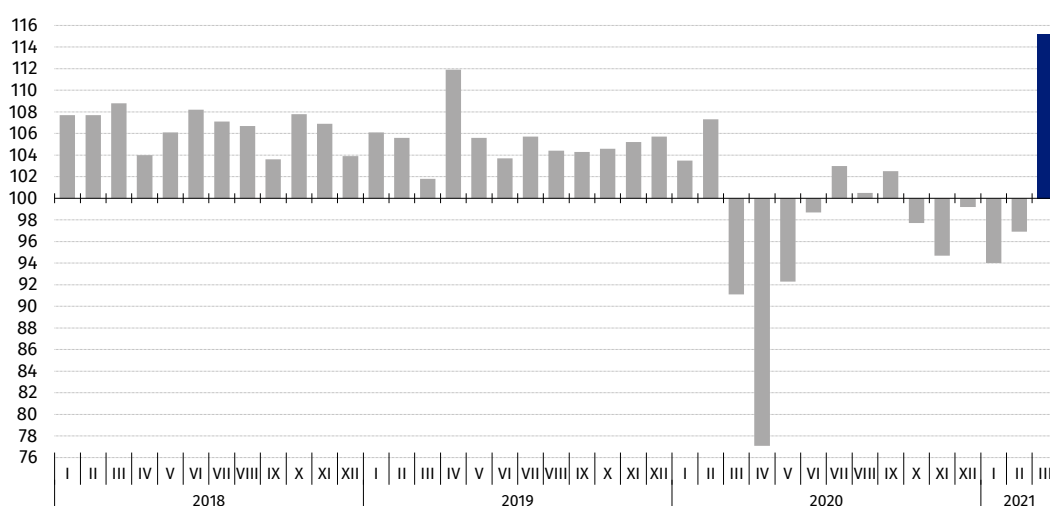
In the period of January-March² 2021 retail sales y/y were by 1.2% higher (against a growth of 0.8% in 2020).

Retail sales of goods by type of enterprise activity

In March 2021, the largest increase in retail sales (at constant prices) compared to the corresponding period of 2020 was noted by units trading in textiles, clothing, footwear (by 93.0% against a decrease of 49.6% the year before). Significantly higher sales were also observed in groups: “motor vehicles, motorcycles, parts” (by 50.5%); “furniture, radio, TV and household appliances” (by 39.0%); “newspapers, books, other sale in specialized stores” (by 28.2%). The drop in sales was however reported by entities from groups “pharmaceuticals, cosmetics, orthopaedic equipment” (by 2.6%) and “solid, liquid and gaseous fuels” (by 0.6%). In March 2021 compared with February 2021, an increase in retail sales value via Internet at current prices was recorded (by 28.8%). The share of such sales increased from 8.6% in February to 9.5% in March this year. An increase in the share of sales via Internet was noted in most of the groups. A significant increase was reported by enterprises classified into the group “textiles, clothing, footwear” (from 23.8% a month ago to 32.0%) as well as by entities from groups “newspapers, books, other sale in specialized stores” (from 22.8% to 26.4% respectively) and “furniture, radio, TV and household appliances” (from 15.9% to 18.9%).

In March 2021, annual growth in retail sales was recorded in most groups, the largest in those groups of goods, that were subject to strict restrictions of sales in March last year due to the COVID-19 pandemic

Chart 1. Retail sales of goods (constant prices) – corresponding period of previous year=100



¹ Data concerns trade and non-trade enterprises employing more than 9 persons. Groups of enterprises were created on the basis of the Polish Classification of Activities (PKD 2007) and a given enterprise is included to a specific category by predominating kind of activity and according to its present organizational status in mentioned period. The recorded changes of rise or fall of the volume of retail sales in particular groups of enterprises activity may result from a change in the predominating kind of activity and organisational changes (e.g. a merger of enterprises). This does not have impact on the dynamics of the total retail sales.

² Corrections made by reporting entities were included in cumulative data.

Table 1. Index numbers of retail sales (constant prices)

| Specification | III 2021 | | I-III 2021 |
|---|--------------|--------------|----------------|
| | II 2021=100 | III 2020=100 | I-III 2020=100 |
| TOTAL | 115.0 | 115.2 | 101.2 |
| of which: | | | |
| Motor vehicles, motorcycles, parts | 113.4 | 150.5 | 110.5 |
| Solid, liquid and gaseous fuels | 109.5 | 99.4 | 89.0 |
| Food, beverages and tobacco products | 119.5 | 102.9 | 98.7 |
| Other retail sale in non-specialized stores | . | . | . |
| Pharmaceuticals, cosmetics, orthopaedic equipment | 113.6 | 97.4 | 91.9 |
| Textiles, clothing, footwear | 91.7 | 193.0 | 111.0 |
| Furniture, radio, TV and household appliances | 116.8 | 139.0 | 113.3 |
| Newspapers, books, other sale in specialized stores | 107.3 | 128.2 | 105.5 |
| Others | 126.0 | 102.3 | 89.2 |

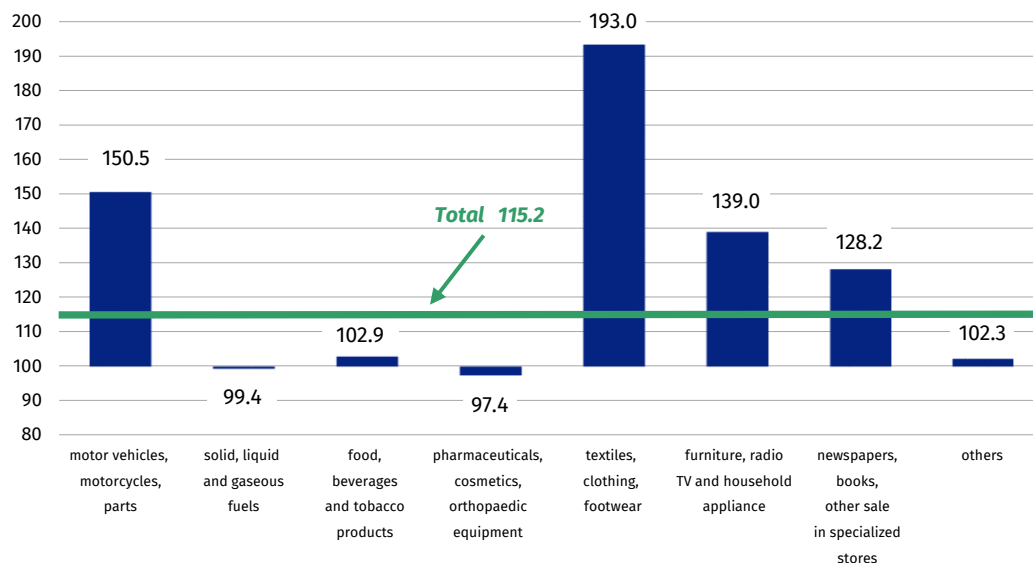
(.) Data not available, classified data (statistical confidentiality) or providing data impossible or purposeless

Table 2. Index numbers of retail sales (current prices)

| Specification | III 2021 | | I-III 2021 | |
|---|--------------|--------------|----------------|----------------|
| | II 2021=100 | III 2020=100 | I-III 2020=100 | Structure in % |
| TOTAL | 116.5 | 117.1 | 101.9 | 100.0 |
| of which: | | | | |
| Motor vehicles, motorcycles, parts | 113.8 | 151.7 | 111.0 | 9.4 |
| Solid, liquid and gaseous fuels | 115.0 | 105.7 | 88.5 | 13.0 |
| Food, beverages and tobacco products | 120.3 | 103.7 | 99.6 | 26.3 |
| Other retail sale in non-specialized stores | . | . | . | . |
| Pharmaceuticals, cosmetics, orthopaedic equipment | 113.6 | 99.1 | 93.7 | 7.1 |
| Textiles, clothing, footwear | 95.2 | 190.7 | 108.3 | 5.3 |
| Furniture, radio, TV and household appliances | 116.8 | 141.3 | 115.3 | 9.6 |
| Newspapers, books, other sale in specialized stores | 107.5 | 131.2 | 107.7 | 4.7 |
| Others | 127.2 | 103.4 | 90.0 | 8.2 |

(.) Data not available, classified data (statistical confidentiality) or providing data impossible or purposeless

Chart 2. Retail sales of goods in March 2021 by type of enterprise activity (constant prices) – corresponding period of previous year=100

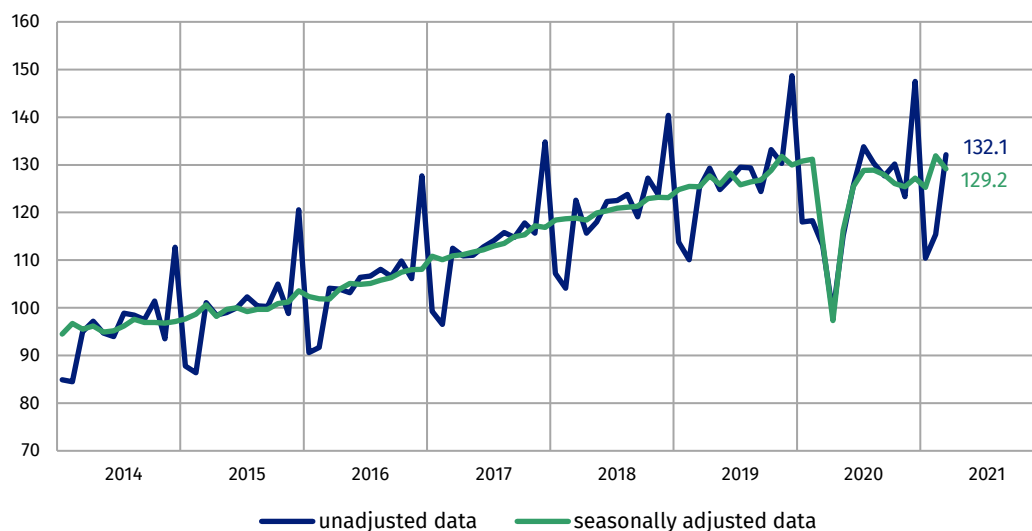


Retail sales seasonally adjusted

After eliminating the seasonal factors, retail sales at constant prices in March 2021 were by 2.0% lower in comparison to February 2021.

In March 2021, there was a decrease of 2.0% in retail sales seasonally adjusted in comparison with February 2021

Chart 3. Retail sales – seasonally adjusted data and unadjusted (constant prices) – monthly average 2015=100



In the publication "Statistical Bulletin" in tab. 1 simultaneously with the data on retail sales, the indices of the deflated turnover in retail trade are also presented, which are provided in accordance with the requirements for the needs of European statistics. The deflated turnover in retail trade covers the complete population of entities classified according to NACE in division 47 - "Retail trade, except of motor vehicles and motorcycles".

In case of quoting Statistics Poland data, please provide information: "Source of data: Statistics Poland", and in case of publishing calculations made on data published by Statistics Poland, please include the following disclaimer: "Own study based on figures from Statistics Poland"

Prepared by:
Trade and Services Department
Director Ewa Adach-Stankiewicz
Office: tel. (+48 22) 608 31 24

Dissemination:
The Spokesperson for the President
of Statistics Poland
Karolina Banaszek
Mobile: (+48) 695 255 011

Press Office
Office: tel. (+48 22) 608 34 91, 608 38 04
e-mail: obslugaprasowa@stat.gov.pl



www.stat.gov.pl/en/



@StatPoland



@GlownyUrzadStatystyczny

Related studies

[Internal market in 2019](#)

Subject available in databases

[Knowledge Databases – Trade and Services](#)

[Macroeconomic Data Bank](#)

Important concepts available in the dictionary

[Retail sales of goods](#)