

# Retail sales index – January 2020

21.02.2020

**↑ 3.4%**

An increase compared with the corresponding month of the previous year

In January 2020 retail sales<sup>1</sup> at constant prices<sup>2</sup> were by 3.4% higher than the year before (against a growth of 6.1% in January 2019). Compared with December 2019 retail sales decreased by 20.6%.

## Retail sales of goods by type of enterprise activity

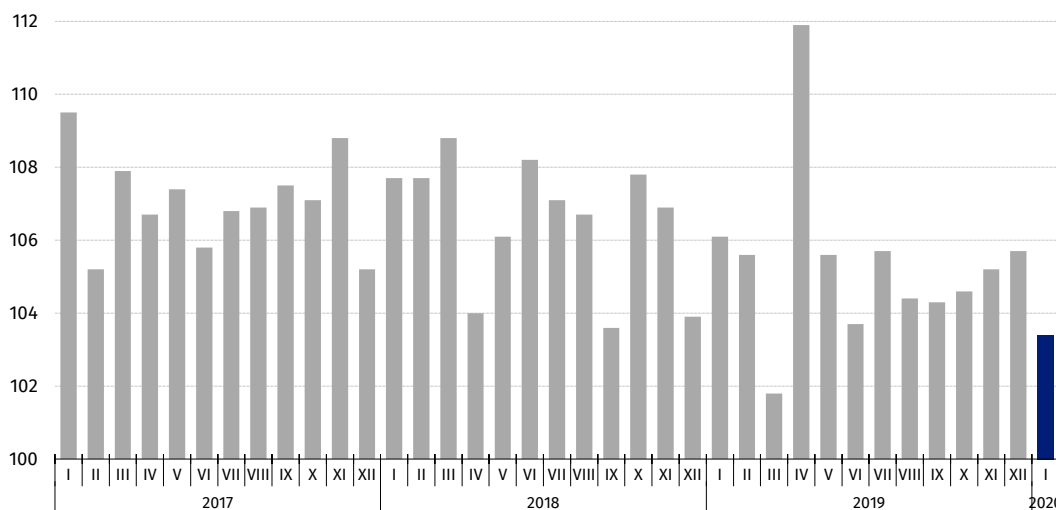
Among the groups with a significant share in total retail sales an increase in January 2020 compared to the corresponding period of 2019 (at constant prices) was observed in enterprises trading in motor vehicles, motorcycles, parts (by 3.5% against an increase of 5.9% the year before) and in units selling solid, liquid and gaseous fuels (by 2.5% against an increase of 4.5% the year before).

Within groups with a lower share in total retail sales the highest increase was noted in entities classified into the group “textiles, clothing, footwear” (by 10.5%).

A decrease in retail sales was reported by enterprises from groups: “newspapers, books, other sale in specialized stores” (by 4.8%); “food, beverages, and tobacco products (by 0.9%); “others” (by 0.5%).

In January 2020 an increase in retail sales at constant prices per annum was recorded in the majority of groups, of which the highest in the group “textiles, clothing, footwear”

Chart 1. Retail sales of goods (constant prices) – corresponding period of previous year=100



<sup>1</sup> Data concerns trade and non-trade enterprises employing more than 9 persons. Groups of enterprises were created on the basis of the Polish Classification of Activities (PKD 2007) and a given enterprise is included to a specific category by predominating kind of activity and according to its present organizational status in mentioned period. The recorded changes of rise or fall of the volume of retail sales in particular groups of enterprises activity may result from a change in the predominating kind of activity and organisational changes (e.g. a merger of enterprises). This does not have impact on the dynamics of the total retail sales.

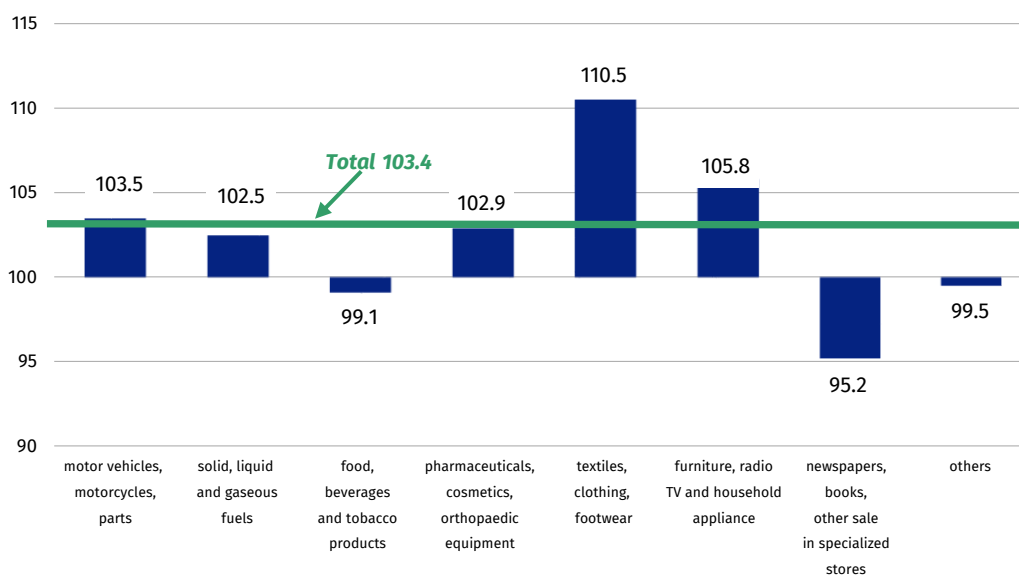
<sup>2</sup> Preliminary data

**Table 1. Index numbers of retail sales**

SPECIFICATION	Constant prices		Current prices	
	I 2020		I 2020	
	XII 2019=100	I 2019=100	XII 2019=100	I 2019=100
<b>TOTAL</b>	<b>79.4</b>	<b>103.4</b>	<b>79.6</b>	<b>105.7</b>
of which:				
Motor vehicles, motorcycles, parts	87.3	103.5	87.6	101.6
Solid, liquid and gaseous fuels	95.8	102.5	96.8	104.9
Food, beverages and tobacco products	77.0	99.1	78.3	105.7
Other retail sales in non-specialized stores	.	.	.	.
Pharmaceuticals, cosmetics, orthopaedic equipment	85.9	102.9	86.1	105.2
Textiles, clothing, footwear	72.1	110.5	69.0	108.8
Furniture, radio, TV and household appliances	65.2	105.8	65.3	105.8
Newspapers, books, other sale in specialized stores	59.4	95.2	59.5	96.3
Others	81.1	99.5	81.0	101.9

(.) No information or statistical confidentiality required

**Chart 2. Retail sales of goods in January 2020 by type of enterprise activity (constant prices) – corresponding period of previous year=100**

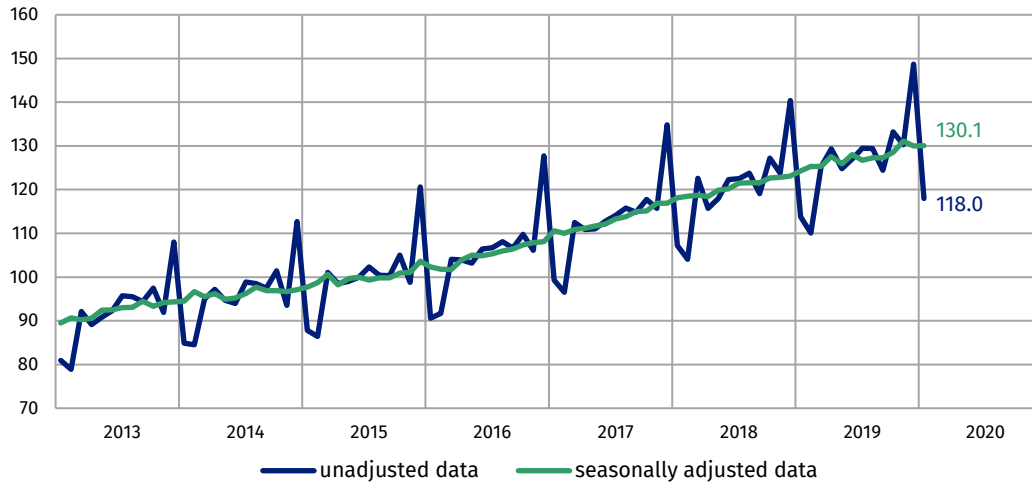


## Retail sales seasonally adjusted

After eliminating the seasonal factors, retail sales at constant prices in January 2020 were by 0.1% higher in comparison to December 2019.

In January 2020, there was an increase of 0.1% in retail sales seasonally adjusted in comparison with December 2019

**Chart 3. Retail sales – seasonally adjusted data and unadjusted (constant prices) – monthly average 2015=100**



Prepared by:

**Trade and Services Department**  
**Director Ewa Adach-Stankiewicz**  
Office: tel. (+48 22) 608 31 24

Dissemination:

**The Spokesperson for the President**  
**of Statistics Poland**  
**Karolina Banaszek**  
Mobile: (+48) 695 255 011

**Press Office**

Office: tel. (+48 22) 608 34 91, 608 38 04

**e-mail: [obslugaprasowa@stat.gov.pl](mailto:obslugaprasowa@stat.gov.pl)**



[www.stat.gov.pl/en/](http://www.stat.gov.pl/en/)



[@StatPoland](https://twitter.com/StatPoland)



[@GlownyUrzadStatystyczny](https://www.facebook.com/GlownyUrzadStatystyczny)

**Related studies**

[Internal market in 2018 r.](#)

**Subject available in databases**

[Knowledge Databases – Trade and Services](#)

[Macroeconomic Data Bank](#)

**Important concepts available in the dictionary**

[Retail sales of goods](#)