

# Retail sales index – December 2023

22.01.2024

↓ **2.3%**

A decrease compared with the corresponding month of the previous year

**In December 2023 retail sales<sup>1</sup> at constant prices were by 2.3% lower than the year before (against an increase of 0.2% in December 2022).**

**Compared with November 2023, an increase by 11.0% in retail sales was recorded.**

**In the period of January-December<sup>2</sup> 2023 sales decreased y/y by 2.7% (in 2022 a growth of 5.0%).**

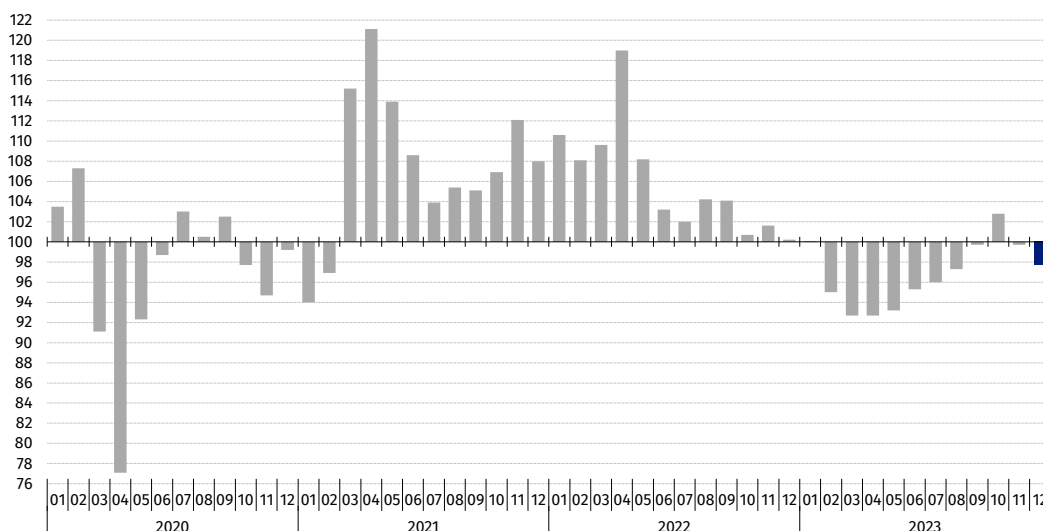
## Retail sales of goods by type of enterprise activity

In December 2023, a significant decline in retail sales (at constant prices) compared with the corresponding period of 2022 was recorded by entities from the following groups: “furniture, radio, TV and household appliances” (by 11.0%), “newspapers, books, other sale in specialized stores” (by 8.3%). Enterprises trading in food, beverages and tobacco products noted a drop by 3.6%. However, among the groups presented, an increase was reported by entities selling motor vehicles, motorcycles, parts (by 10.2%) and pharmaceuticals, cosmetics, orthopaedic equipment (by 2.2%).

In December compared with November 2023, a decrease in retail sales value via Internet at current prices was recorded (by 11.0%). The share of sales via Internet in “total” sales decreased from 11.7% in November to 9.4% in December 2023. Among the presented groups with a significant share of sales via Internet a decrease in share was reported by enterprises classified in the groups: “textiles, clothing, footwear” (from 24.5% a month ago to 17.3%), “newspapers, books, other sale in specialized stores” (from 30.9% to 26.2% respectively), “furniture, radio, TV and household appliances” (from 20.8% to 17.8%).

In December 2023, a decline in retail sales (at constant prices) y/y was recorded in most groups

**Chart 1. Retail sales of goods (constant prices) – corresponding period of previous year=100**



<sup>1</sup> Data concerns trade and non-trade enterprises employing more than 9 persons. Groups of enterprises were created on the basis of the Polish Classification of Activities (PKD 2007) and a given enterprise is included to a specific category by predominating kind of activity and according to its present organizational status in mentioned period. The recorded changes of rise or fall of the volume of retail sales in particular groups of enterprises activity may result from a change in the predominating kind of activity and organisational changes (e.g. a merger of enterprises). This does not have impact on the dynamics of the total retail sales.

<sup>2</sup> Corrections made by reporting entities were included in cumulative data.

**Table 1. Index numbers of retail sales (constant prices)**

Specification	12 2023		01-12 2023
	11 2023=100	12 2022=100	01-12 2022=100
<b>TOTAL</b>	<b>111.0</b>	<b>97.7</b>	<b>97.3</b>
of which:			
Motor vehicles, motorcycles, parts	106.0	110.2	106.5
Solid, liquid and gaseous fuels	99.2	93.6	92.7
Food, beverages and tobacco products	118.9	96.4	96.9
Other retail sale in non-specialized stores	.	.	.
Pharmaceuticals, cosmetics, orthopaedic equipment	116.6	102.2	100.7
Textiles, clothing, footwear	105.1	95.9	96.4
Furniture, radio, TV and household appliances	109.6	89.0	86.6
Newspapers, books, other sale in specialized stores	131.7	91.7	85.3
Others	104.3	93.6	91.0

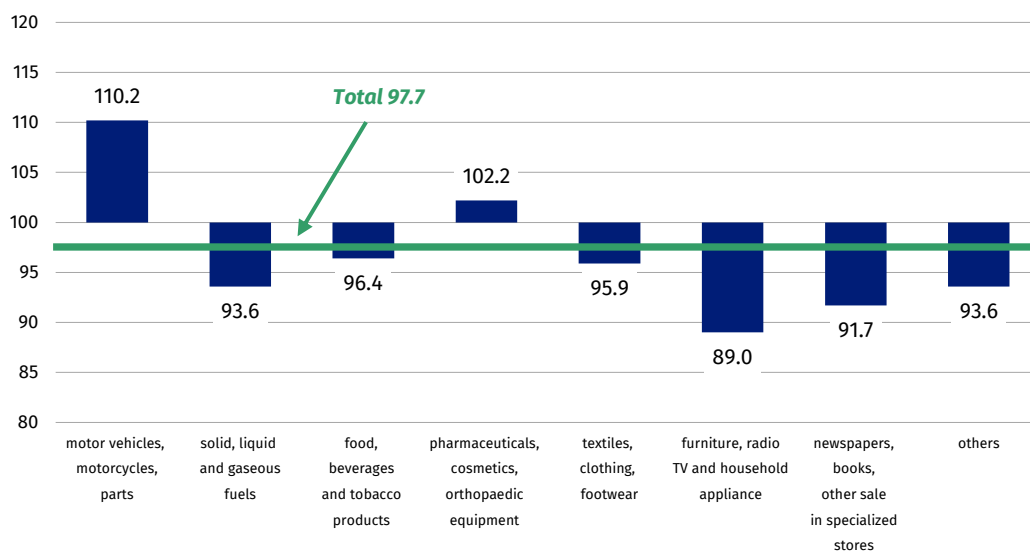
(.) Data not available, classified data (statistical confidentiality) or providing data impossible or purposeless

**Table 2. Index numbers and structure of retail sales (current prices)**

Specification	12 2023		01-12 2023	
	11 2023=100	12 2022=100	01-12 2022=100	Structure in %
<b>TOTAL</b>	<b>110.6</b>	<b>100.5</b>	<b>105.0</b>	<b>100.0</b>
of which:				
Motor vehicles, motorcycles, parts	105.5	111.0	111.3	7.1
Solid, liquid and gaseous fuels	97.4	84.1	89.1	13.9
Food, beverages and tobacco products	119.1	102.7	110.8	25.8
Other retail sale in non-specialized stores	.	.	.	.
Pharmaceuticals, cosmetics, orthopaedic equipment	116.1	107.7	110.3	7.1
Textiles, clothing, footwear	104.0	99.2	102.6	6.9
Furniture, radio, TV and household appliances	109.9	93.8	95.1	7.8
Newspapers, books, other sale in specialized stores	132.2	95.0	92.2	4.0
Others	104.2	98.5	100.5	8.8

(.) Data not available, classified data (statistical confidentiality) or providing data impossible or purposeless

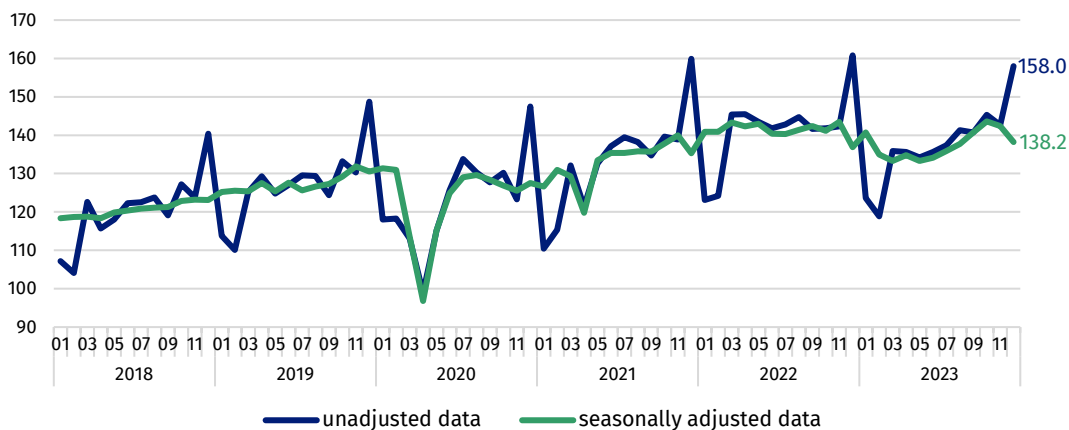
**Chart 2. Retail sales of goods in December 2023 by type of enterprise activity (constant prices) – corresponding period of previous year=100**



### Retail sales seasonally adjusted

After eliminating the seasonal factors, retail sales at constant prices in December 2023 were by 2.9% lower compared with November 2023.

**Chart 3. Retail sales – seasonally adjusted and unadjusted data (constant prices) – monthly average 2015=100**



In December 2023, a decrease of 2.9% in retail sales seasonally adjusted was recorded in comparison with November 2023

In the publication "Statistical Bulletin" in tab. 1 simultaneously with the data on retail sales, the indices of the deflated turnover in retail trade are also presented, which are provided in accordance with the requirements for the needs of European statistics. The deflated turnover in retail trade covers the complete population of entities classified according to NACE in division 47 - "Retail trade, except of motor vehicles and motorcycles".

In case of quoting Statistics Poland data, please provide information: "Source of data: Statistics Poland", and in case of publishing calculations made on data published by Statistics Poland, please include the following disclaimer: "Own study based on figures from Statistics Poland".


Prepared by:  
**Trade and Services Department**  
**Director Ewa Adach-Stankiewicz**  
Phone: (+48 22) 608 31 24

Issued by:  
**The Spokesperson for the President  
of Statistics Poland**  
**Karolina Banaszek**  
Phone: (+48) 695 255 011


**Press Office**


Phone: (+48 22) 608 38 04


**e-mail: [obslugaprasowa@stat.gov.pl](mailto:obslugaprasowa@stat.gov.pl)**


 [www.stat.gov.pl/en/](http://www.stat.gov.pl/en/)

 @StatPoland

 @GlownyUrzadStatystyczny

 gus\_stat

 glownyurządstatystycznygus

 glownyurządstatystyczny

**Related information**

[Internal market in 2022](#)

**Data available in databases**

[Knowledge Database - Internal market](#)

[Macroeconomic Data Bank](#)

[Local Data Bank](#)

**Terms used in official statistics**

[Retail sales of goods](#)