

Prices of agricultural products in August 2020

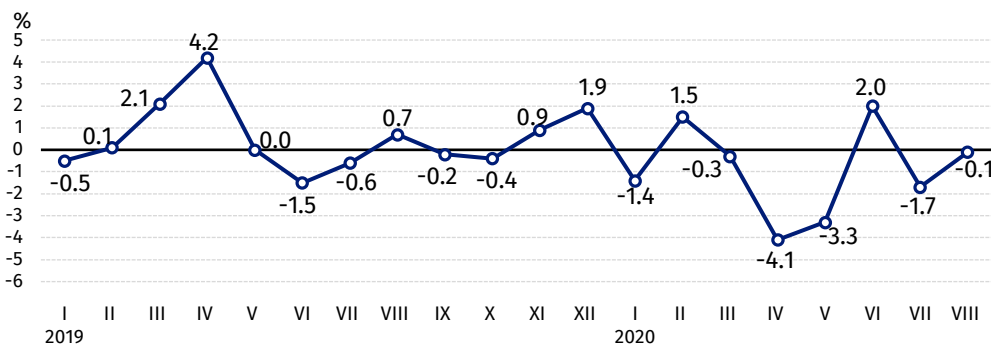
21.09.2020

↓ 5.1%

a decrease in procurement prices of basic agricultural products in comparison with August 2019

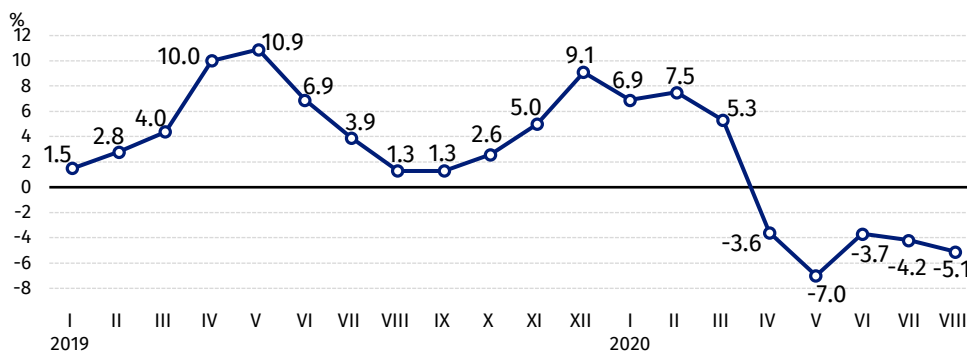
Procurement prices of basic agricultural products¹ decreased in August 2020 in comparison with the previous month (by 0.1%) as well as while compared to August 2019 (by 5.1%).

Chart 1. Changes in procurement prices of basic agricultural products in relation to the previous month



Lower procurement prices of basic agricultural products in August 2020 in relation to July 2020 were the result of prices drop of all agricultural products except cows' milk

Chart 2. Changes in procurement prices of basic agricultural products in relation to the previous year



The fall in procurement prices of basic agricultural products in August this year compared to the same month of the last year was mainly related to rye, pigs for slaughter and poultry prices

Procurement prices and marketplace prices received by farmers

In August 2020 compared to the July this year, procurement prices and marketplaces prices of most agricultural products decreased. The prices of barley, maize and cows' milk were higher in procurement while prices of cattle for slaughter and pigs of slaughter were higher on marketplaces. Marketplace prices of maize were at a level similar to the one recorded in July this year.

¹ Wheat, rye, cattle for slaughter, pigs for slaughter, poultry, cows' milk

Compared with the corresponding month of the previous year, in August 2020, both in procurement and on marketplaces the drop in prices of most agricultural products was recorded. However, the prices of wheat and cows' milk increased in procurement as well as prices of maize and of cattle for slaughter on both markets.

Table 1. Prices of agricultural products (excluding VAT) in August 2020

SPECIFICATION	Procurement prices			Marketplaces prices		
	VIII 2020			VIII 2020		
	in zloty	VII 2020=100	VIII 2019=100	in zloty	VII 2020=100	VIII 2019=100
Cereal grain² – per 1 dt						
Wheat	68.40	95.5	103.0	84.97	96.9	94.4
Rye	51.15	92.2	89.8	65.89	98.1	91.0
Barley	62.53	104.0	95.1	79.44	97.1	94.8
Triticale	58.68	93.1	96.1	72.86	97.2	92.1
Oat	54.97	96.7	97.8	68.44	95.7	91.2
Maize	83.90	111.8	120.1	101.07	100.0	100.6
Potatoes³– per 1 dt	40.39	62.0	59.6	122.80	89.0	52.6
Animals for slaughter⁴ – per kg						
Cattle (excluding calves)	6.14	97.7	100.6	6.79	100.7	104.9
of which young cattle	6.34	99.5	101.7	7.23	103.6	107.3
Pigs	5.03	99.9	86.4	5.60	104.7	93.5
Poultry	3.54	98.9	86.5	.	.	.
Cows' milk – per 1 hl	133.26	102.0	102.0	.	.	.

Data on procurement prices were calculated on the basis of information on value and quantity of procurement by legal persons and independent organizational entities without legal personality (without natural persons). Indices of procurement prices and prices received by farmers on marketplaces were calculated on the basis of absolute data expressed with more precision than in the tables.

Prices of major agricultural products in August 2020

In August 2020 procurement prices of wheat were lower than in previous month by 4.5%, but higher compared to August 2019 – by 3.0% and amounted to 68.40 PLN/dt. On marketplaces per 1 dt of wheat was paid 84.97 PLN, i.e. less than a month ago and a year ago respectively by 3.1% and 5.6%.

For **rye** in procurement were paid 51.15 PLN/dt i.e. by 7.8% less than in July this year and by 10.2% less compared to corresponding period of last year. In marketplace transactions prices of rye dropped to 65.89 PLN/dt i.e. on a monthly basis were lower by 1.9% and in annual terms by 9.0%.

In August this year for **potatoes** in procurement was paid on average 40.39 PLN/dt. On a monthly basis the fall in prices was by 38.0% and in annual terms – by 40.4%. On marketplaces for 1 dt of potatoes was paid 122.80 PLN, i.e. by 11.0% less than in July 2020 and by 47.4% less than last year.

Procurement prices of **cattle for slaughter** (6.14 PLN/kg) decreased in comparison with the previous month by 2.3% while in annual terms increased by 0.6%. In marketplace transactions prices amounted to 6.79 PLN/kg and was higher in relation to the previous month and to the previous year respectively by 0.7% and by 4.9%.

² Procurement prices – excluding sowing seed.

³ Marketplaces prices – edible excluding early kinds.

⁴ Marketplaces prices – average weighted price of cattle for slaughter calculated with the adoption of the structure of procurement quantity of young cattle and cows for slaughter.

In August 2020 as related to July this year, on both markets prices of cereal grain (except barley and maize) as well as of potatoes decreased

On a monthly basis a drop in procurement prices of cattle for slaughter and pigs for slaughter was recorded while prices of these products increased on marketplaces

The prices of **pigs for slaughter** in procurement amounted to 5.03 PLN/kg and were lower by 0.1% compared with the previous month and by 13.6% in relation to August 2019. On marketplaces, 5.60 PLN was paid for 1 kg of livestock. i.e. 4.7% more compared to the previous month and by 6.5% less than a year ago.

On a monthly basis procurement prices of **poultry for slaughter** dropped by 1.1% to a level 3.54 PLN/kg, in comparison with the corresponding month of the last year were lower by 13.5%.

133.26 PLN was paid in procurement for 1 hl of cows' **milk** i.e. by 2.0% more than in July this year as well as in August 2019.

Chart 3. Procurement and marketplaces prices of wheat and rye

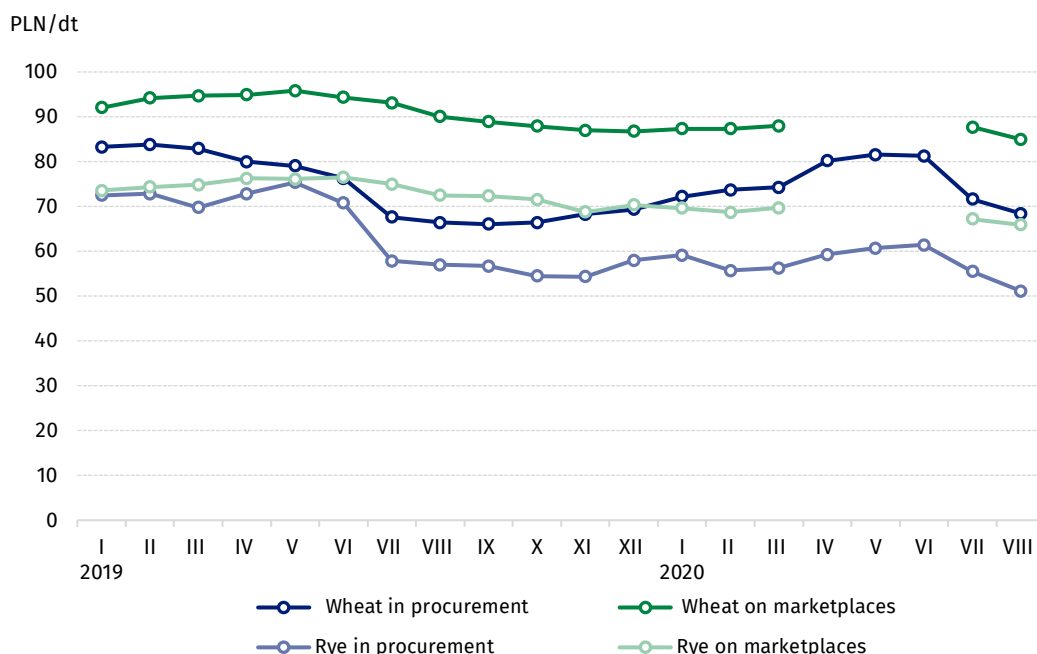


Chart 4. Procurement and marketplaces prices of potatoes

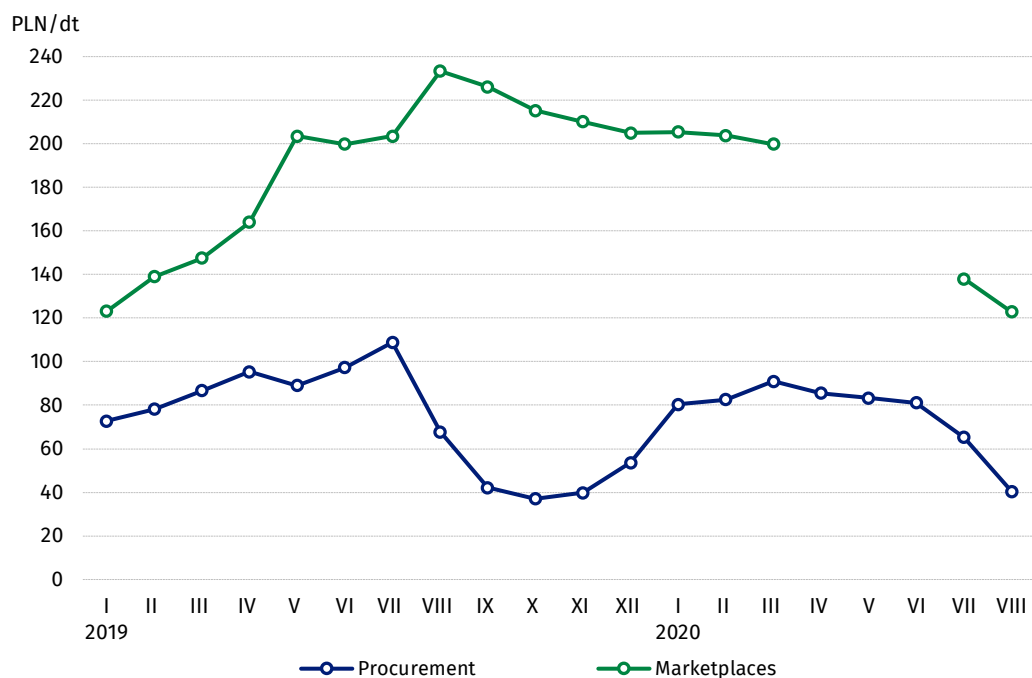


Chart 5. Procurement and marketplaces prices of cattle for slaughter and pigs for slaughter

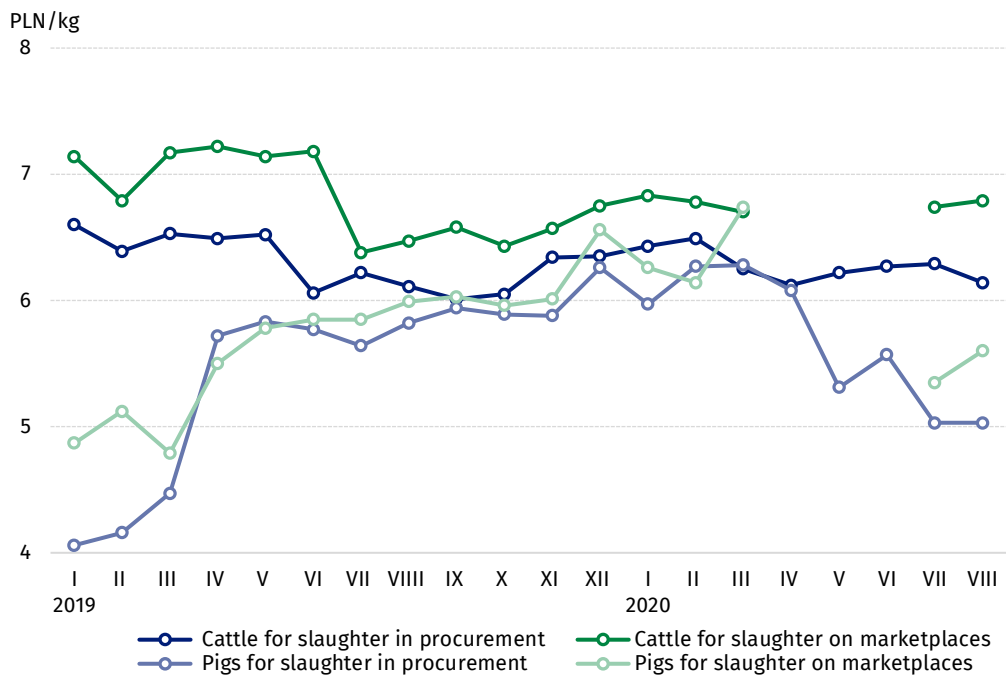
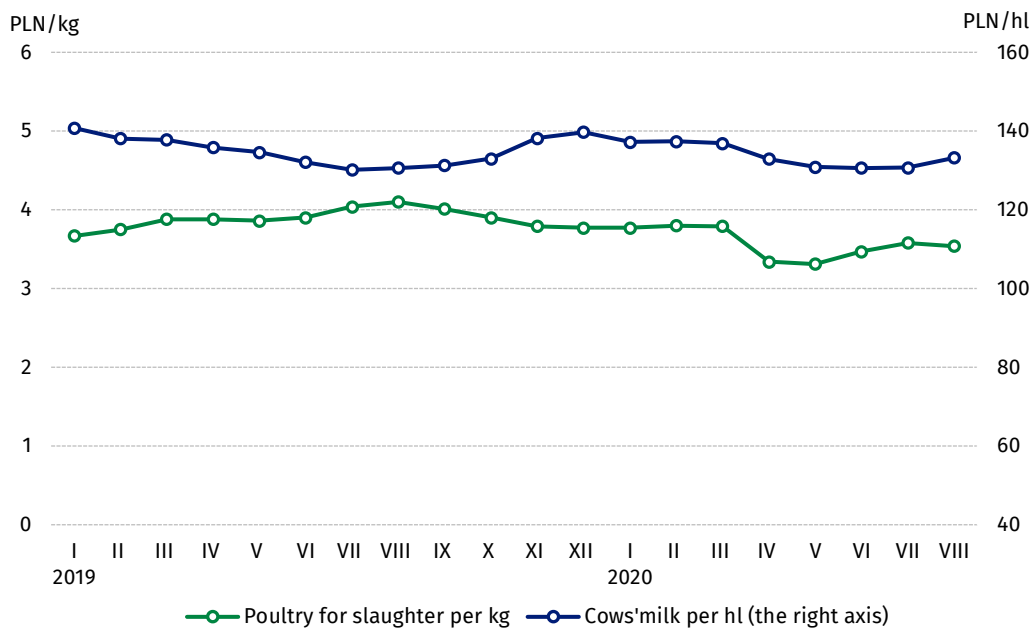


Chart 6. Procurement prices of poultry for slaughter and cows' milk



The differentiation of the level of prices of basic agricultural products in particular voivodships is presented in Table 2 for procurement prices and in Table 3 for prices obtained by farmers on marketplaces (Excel sheet).

In case of quoting Statistics Poland data, please provide information: "Source of data: Statistics Poland", and in case of publishing calculations made on data published by Statistics Poland, please include the following disclaimer: "Own study based on figures from Statistics Poland".

Prepared by:

Trade and Services Department

Director Ewa Adach-Stankiewicz

Office: tel. (+48 22) 608 30 67

Issued by:

The Spokesperson for the President

Of Statistics Poland

Karolina Banaszek

Mobile: (+48) 695 255 011

Press Office

Office: Tel.+48 22) 608 34 91. 22 608 38 04

e-mail: obslugaprasowa@stat.gov.pl



www.stat.gov.pl/en/



[@StatPoland](https://twitter.com/StatPoland)



[@GlownyUrzadStatystyczny](https://www.facebook.com/GlownyUrzadStatystyczny)

Related information

[Information on the socio-economic situation of the country in 2020](#)

[Procurement and prices of agricultural products in 2019](#)

[Prices in the national economy in 2014-2018](#)

Data available in databases

[BDL - Prices in agriculture \(monthly and annual data\)](#)

[DBW - Prices in agriculture \(monthly and annual data\)](#)

Terms used in official statistics

[Procurement of agricultural products](#)

[Procurement prices](#)

[Marketplace](#)

[Marketplace prices](#)