

Prices of agricultural products in March 2020

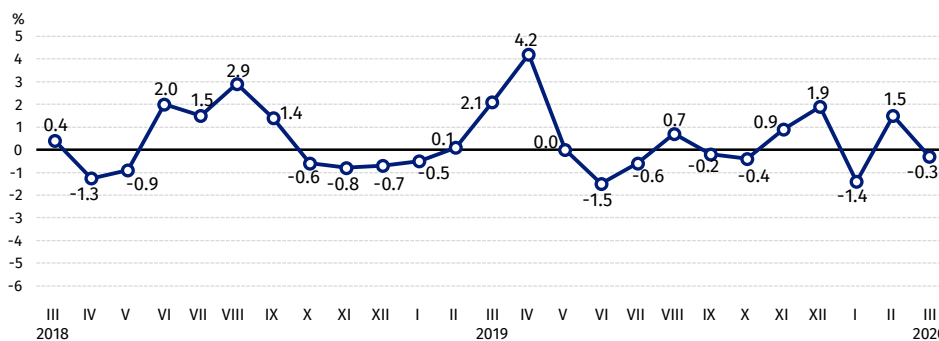
20.04.2020

↑ 5.3%

an increase in procurement prices of basic agricultural products in comparison with March 2019

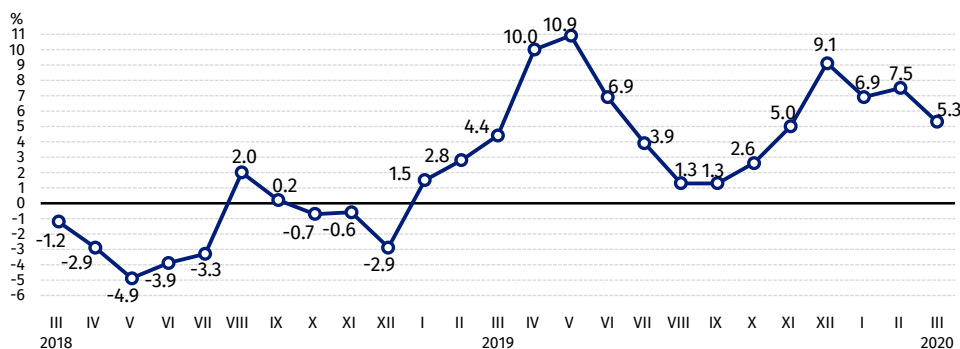
Procurement prices of basic agricultural products¹ decreased in March 2020 as related to the previous month (by 0.3%), but compared with the corresponding period of the previous year increased (by 5.3%).

Chart 1. Changes in procurement prices of basic agricultural products in relation to previous month



The fall in procurement prices of basic agricultural products in March 2020 as related to February 2020 was the result of prices drop of cattle for slaughter, poultry for slaughter and cows' milk

Chart 2. Changes in procurement prices of basic agricultural products in relation to previous year



The growth in procurement prices of basic agricultural products in March this year compared to the same month of the last year was caused by an increase in pigs for slaughter prices

Procurement prices and marketplace prices received by farmers

In March 2020 compared to the February this year, procurement prices and marketplaces prices of most agricultural products increased. The prices of barley, poultry and cows' milk were lower in procurement while prices of triticale, maize and potatoes were lower on marketplaces. Both in procurement and on marketplaces the drop in prices of cattle for slaughter was noted.

Compared with the corresponding month of the previous year, in March 2020, both in procurement and on marketplaces the drop in prices of most agricultural products was recorded. However, the prices of potatoes and pigs for slaughter increased.

¹ Wheat, rye, cattle for slaughter, pigs for slaughter, poultry, cows' milk

Table 1. Prices of agricultural products (excluding VAT) in March 2020

SPECIFICATION	Procurement prices			Marketplaces prices		
	III 2020			III 2020		
	in zloty	II 2020=100	III 2019=100	in zloty	II 2020=100	III 2019=100
Cereal grain² – per 1 dt						
Wheat	74.25	100.7	89.6	87.96	100.7	92.9
Rye	56.29	101.1	80.7	69.67	101.4	93.1
Barley	67.01	99.2	86.7	83.86	101.5	93.2
Triticale	62.38	101.2	87.1	76.14	99.3	92.7
Oat	62.31	102.2	85.3	74.75	103.2	93.9
Maize	68.10	101.5	92.4	94.83	98.5	96.6
Potatoes³ – per 1 dt	90.99	110.1	105,0	199.79	98.0	135.4
Animals for slaughter⁴ – per kg						
Cattle (excluding calves)	6.25	96.3	95.7	6.70	98.8	93.4
of which young cattle	6.32	95.9	95.7	6.87	98.4	92.5
Pigs	6.28	100.2	140.4	6.74	109.8	140.7
Poultry	3.79	99.8	97.8	.	.	.
Cows' milk – per 1 hl	136.86	99.6	99.3	.	.	.

Data on procurement prices were calculated on the basis of information on value and quantity of procurement by legal persons and independent organizational entities without legal personality (without natural persons). Indices of procurement prices and prices received by farmers on marketplaces were calculated on the basis of absolute data expressed with more precision than in the tables.

Prices of major agricultural products in March 2020

74.25 PLN/dt were paid for **wheat** in procurement, and in marketplaces transactions – 87.96 PLN/dt i.e. both by 0.7% more than a month ago.

Rye prices both in procurement and on marketplaces increased respectively by 1.1% (56.29 PLN/dt) and by 1.4% (69.67 PLN/dt).

In March this year for **potatoes** in procurement was paid on average 90.99 PLN/dt. i.e. by 10.1% more than in the previous month. However, the price dropped by 2.0% on marketplaces and amounted to 199.79 PLN/dt.

On a monthly basis, procurement prices of **cattle for slaughter** (6.25 PLN/kg) decreased by 3.7% and in marketplaces transactions- by 1.2% (6.70 PLN/kg).

The prices of **pigs for slaughter** in procurement in March 2020 were at the level of 6.28 PLN/kg and were higher by 0.2% than February this year. On marketplaces, 6.74 PLN was paid for 1 kg of livestock. i.e. 9.8% more compared to the previous month.

On a monthly basis procurement prices of **poultry** (3.79 PLN/kg) and **milk** (136.86 PLN/1hl) decreased – respectively by 0.2% and by 0.4%.

In March 2020 as related to February this year, prices of cattle for slaughter decreased in procurement and on marketplaces

On a monthly basis there was an increase in prices of pigs for slaughter on marketplaces

² Procurement prices – excluding sowing seed.

³ Marketplaces prices – edible excluding early kinds.

⁴ Marketplaces prices – average weighted price of cattle for slaughter calculated with the adoption of the structure of procurement quantity of young cattle and cows for slaughter.

In annual terms procurement prices of **wheat** were lower by 10.4% and by 7.1% in marketplace transactions.

For **rye** was paid less than a year ago (respectively by 19.3% and by 6.9%) in procurement as well as on marketplaces.

In March this year compared to the same month of the last year, the price of **potatoes** in procurement increased by 5.0% and in marketplace trade - by 35.4%.

The procurement prices of **cattle for slaughter** in March 2020 were lower than last year by 4.3%, while on marketplaces by 6.6%.

In March this year, as related to March 2019 for **pigs for slaughter** was paid more than 40% in procurement as well as in marketplaces transactions.

In annual terms, there was the price increase of pigs for slaughter in procurement (by 40.4%) as well as on marketplaces (by 40.7%)

Chart 3. Procurement and marketplaces prices of wheat and rye

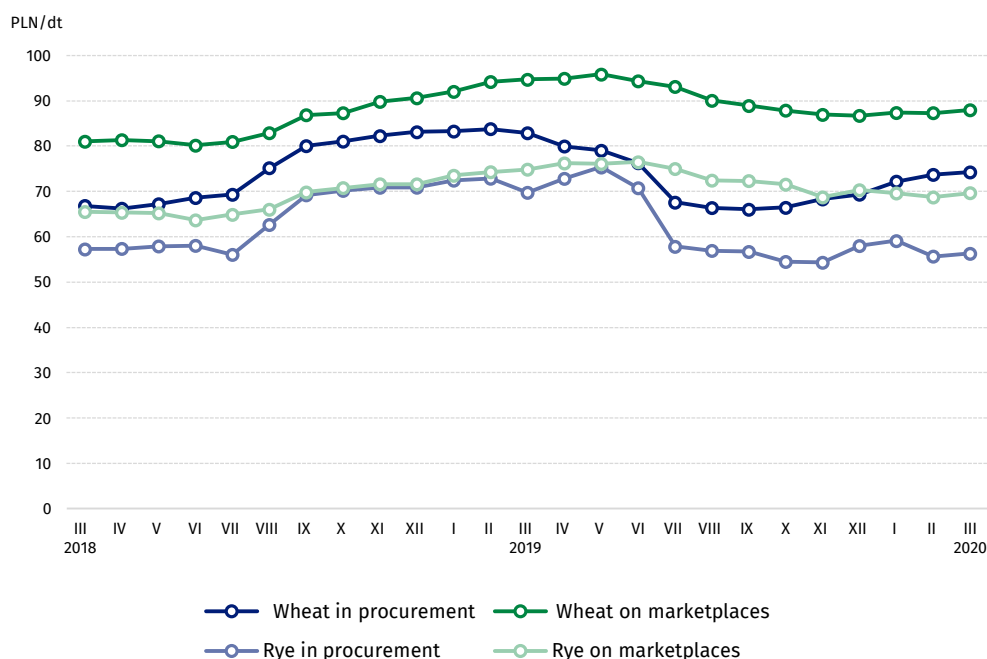


Chart 4. Procurement and marketplaces prices of potatoes

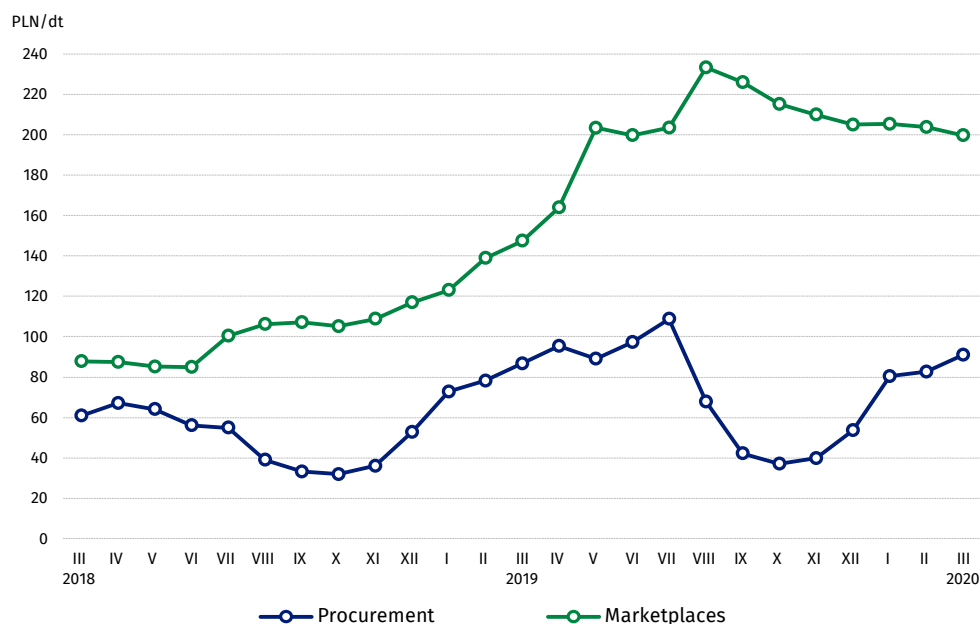


Chart 5. Procurement and marketplaces prices of cattle for slaughter and pigs for slaughter

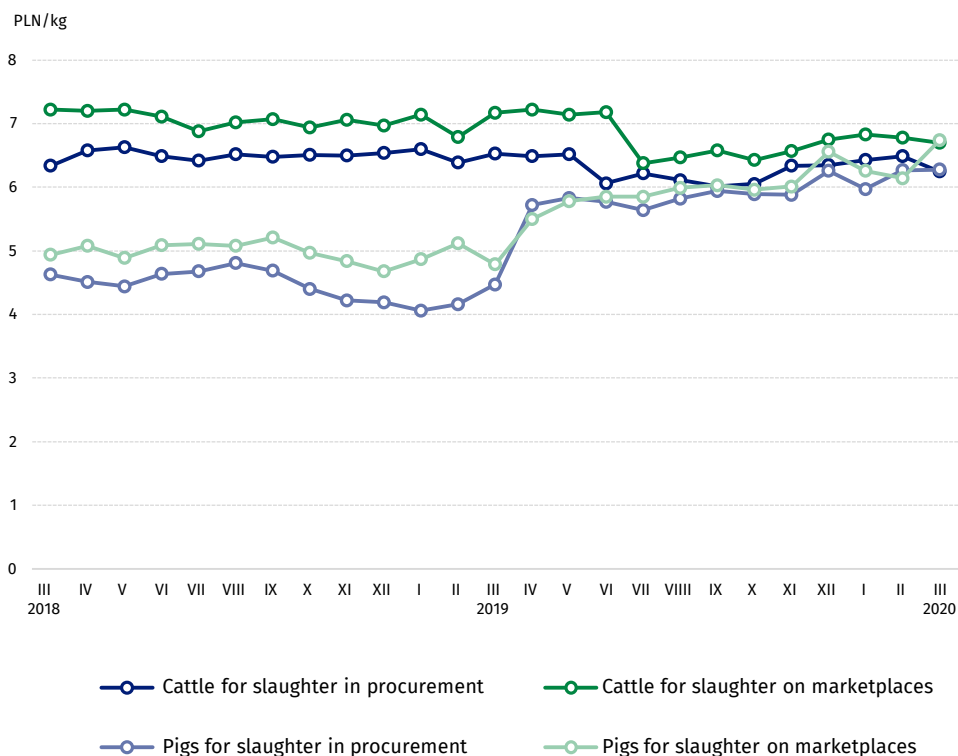
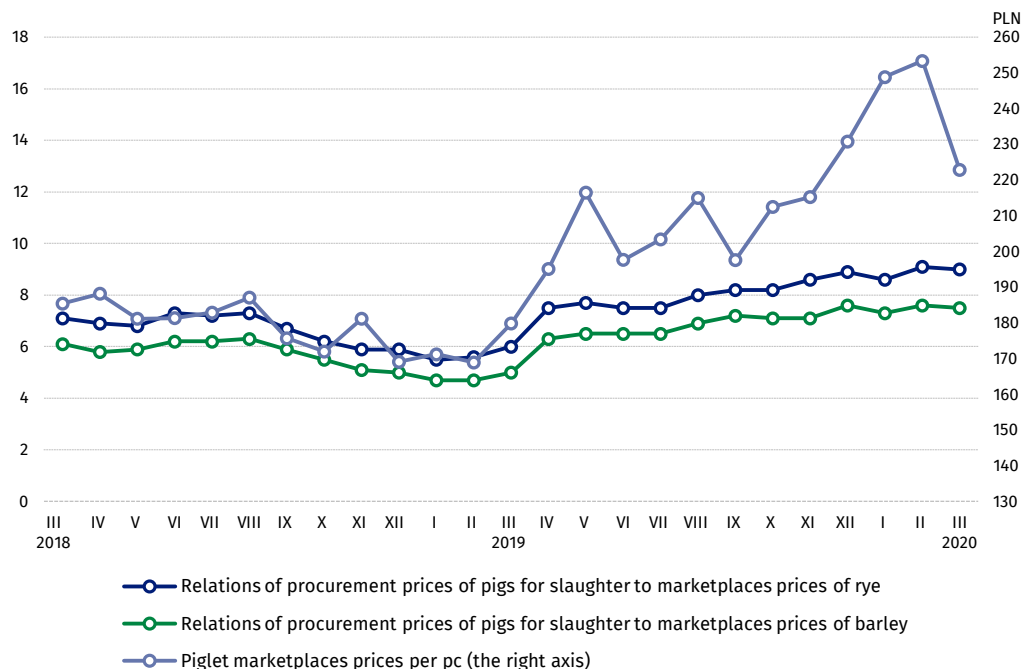


Chart 6. Relation of procurement prices of pigs for slaughter to marketplaces prices of rye and barley as well as marketplaces prices of piglets



The differentiation of the level of prices of basic agricultural products in particular voivodships is presented in Table 2 for procurement prices and in Table 3 for prices obtained by farmers on marketplaces (Excel sheet).

Prepared by:

Trade and Services Department

Director Ewa Adach-Stankiewicz

Office: tel. (+48 22) 608 30 67

Issued by:

The Spokesperson for the President

Of Statistics Poland

Karolina Banaszek

Mobile: (+48) 695 255 011

Press Office

Office: Tel. +48 22) 608 34 91. 22 608 38 04

e-mail: obslugaprasowa@stat.gov.pl



www.stat.gov.pl/en/



[@StatPoland](https://twitter.com/StatPoland)



[@GlownyUrzadStatystyczny](https://www.facebook.com/GlownyUrzadStatystyczny)

Related information

[Information on the socio-economic situation of the country in 2019](#)

[Procurement and prices of agricultural products in 2018](#)

[Prices in the national economy in 2014-2018](#)

Data available in databases

[BDL - Prices in agriculture \(monthly and annual data\)](#)

[DBW - Prices in agriculture \(monthly and annual data\)](#)

Terms used in official statistics

[Procurement of agricultural products](#)

[Procurement prices](#)

[Marketplace](#)

[Marketplace prices](#)