

Prices of agricultural products in February 2020

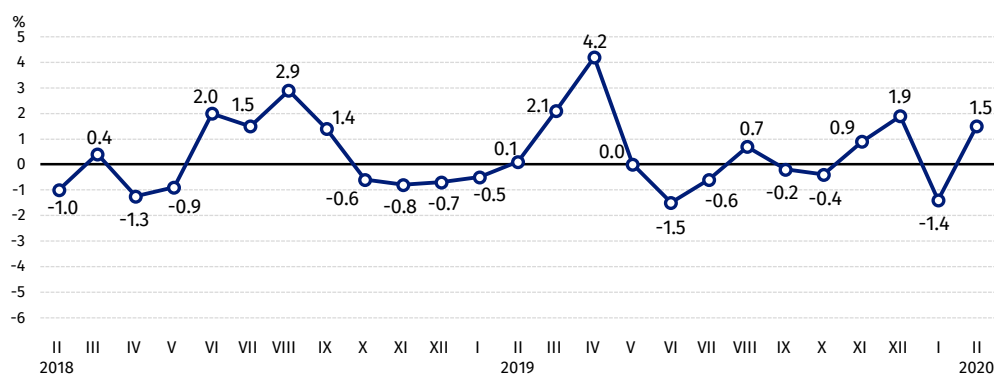
19.03.2020

 **7.5%**

an increase in procurement prices of basic agricultural products in comparison with February 2019

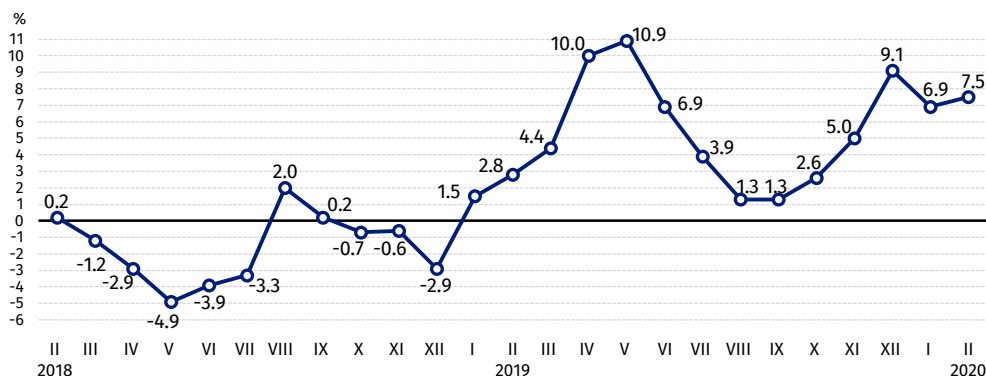
Procurement prices of basic agricultural products¹ increased in February 2020 in comparison with the previous month (by 1.5%), while compared to February 2019 (by 7.5%).

Chart 1. Changes in procurement prices of basic agricultural products in relation to previous month



The growth in procurement prices of basic agricultural products in February 2020 as related to January 2020 was the result of price increases for all products, except for rye prices

Chart 2. Changes in procurement prices of basic agricultural products in relation to previous year



The growth in procurement prices of basic agricultural products in February this year compared to the same month of the last year was mainly caused by an increase in pigs for slaughter prices (by 50.6%)

Procurement prices and marketplace prices received by farmers

In February 2020, compared to the previous month, procurement prices of most agricultural products increased while the drop in prices of rye, barley, triticale and oats. Prices of most agricultural products fell on marketplaces except for prices of barley and triticale. Wheat prices were at a level similar to the one recorded in January this year.

Compared with the corresponding month of the previous year, in February 2020, both in procurement and on marketplaces the drop in prices of most agricultural products was recorded. The exceptions were the prices of potatoes and pigs on both markets as well as the prices of cattle for slaughter and poultry (in procurement).

¹ Wheat, rye, cattle for slaughter, pigs for slaughter, poultry, cows' milk

Table 1. Prices of agricultural products (excluding VAT) in February 2020

SPECIFICATION	Procurement prices			Marketplaces prices		
	II 2020			II 2020		
	in zloty	I 2020=100	II 2019=100	in zloty	I 2020=100	II 2019=100
Cereal grain² – per 1 dt						
Wheat	73.71	102.1	88.0	87.32	100.0	92.7
Rye	55.68	94.2	76.4	68.72	98.7	92.5
Barley	67.55	95.0	81.2	82.60	100.3	93.2
Triticale	61.67	95.3	79.2	76.69	100.8	92.7
Oat	60.99	98.0	82.7	72.40	99.5	94.9
Maize	67.10	103.8	91.7	96.26	99.8	98.8
Potatoes³ – per 1 dt	82.61	102.8	105.7	203.81	99.2	146.6
Animals for slaughter⁴ – per kg						
Cattle (excluding calves	6.49	100.8	101.5	6.78	99.3	99.9
of which young cattle)	6.59	100.5	101.5	6.98	98.9	99.1
Pigs	6.27	105.1	150.6	6.14	98.1	119.9
Poultry	3.80	100.7	101.4	.	.	.
Cows' milk – per 1 hl	137.38	100.1	99.5	.	.	.

Data on procurement prices were calculated on the basis of information on value and quantity of procurement by legal persons and independent organizational entities without legal personality (without natural persons). Indices of procurement prices and prices received by farmers on marketplaces were calculated on the basis of absolute data expressed with more precision than in the tables.

Prices of major agricultural products in February 2020

73.71 PLN/dt were paid for **wheat** in procurement i.e. more by 2.1% than a month ago, and in marketplaces transactions the price was similar to the recording of the previous month and amounted to 87.32 PLN/dt.

Rye prices both in procurement and on marketplaces fell respectively by 5.8% (PLN 55.68/dt) and by 1.3% (PLN 68.72/dt).

In February this year for **potatoes** in procurement was paid on average, 82.61 PLN/dt, i.e. by 2.8% more than in the previous month. However, the price dropped by 0.8% on marketplaces and amounted to PLN 203.81/dt.

On a monthly basis, procurement prices of **cattle for slaughter** (PLN 6.49PLN/kg) increased by 0.8%. Prices of this cattle (6.78 PLN/kg) on marketplaces were by 0.7% lower than in January this year.

The prices of **pigs for slaughter** in procurement in February 2020 were at the level of PLN 6.27/kg and were higher by 5.1% than a month before. On marketplaces, PLN 6.14 was paid for 1 kg of livestock. i.e. 1.9% less compared to the previous month.

In February 2020, procurement prices of **poultry** (3.80 PLN/kg) increased by 0.7% compared to the previous month.

137.38 PLN was paid in procurement for 1 hl of **milk** i.e. by 0.1% more than in January of this year.

On a monthly basis, the increase in procurement prices of pigs for slaughter was recorded (by 5.1%) and the decrease - on marketplaces (by 1.9%)

² Procurement prices – excluding sowing seed.

³ Marketplaces prices – edible excluding early kinds.

⁴ Marketplaces prices – average weighted price of cattle for slaughter calculated with the adoption of the structure of procurement quantity of young cattle and cows for slaughter.

Annual procurement prices of **wheat** were lower by 12.0% and by 7.3% lower in marketplace transactions.

In procurement as well as on marketplaces, for **rye** was paid less than a year ago (respectively by 23.6% and by 7.5%).

In February this year compared to the same month of the last year, the price of **potatoes** in procurement increased by 5.7% and in marketplace trade - by 46.6%.

The procurement prices of **cattle for slaughter** in February 2020 were higher than last year by 1.5%, however the slight drop of prices (by 0.1%) was recorded on marketplaces.

In February this year, the prices of **pigs for slaughter** compared to February 2019 increased by 50.6% in procurement and by 19.9% on marketplaces.

In annual terms, there was the price increase of pigs for slaughter in procurement (by 50.6%) as well as on marketplaces (by 19.9%)

Chart 3. Procurement and marketplaces prices of wheat and rye

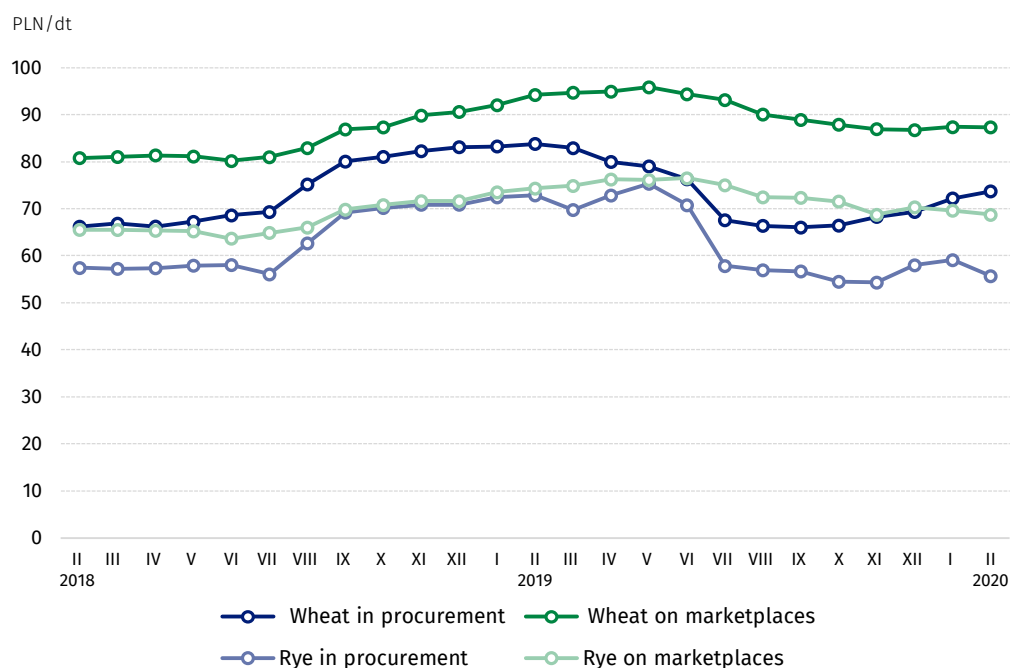


Chart 4. Procurement and marketplaces prices of potatoes

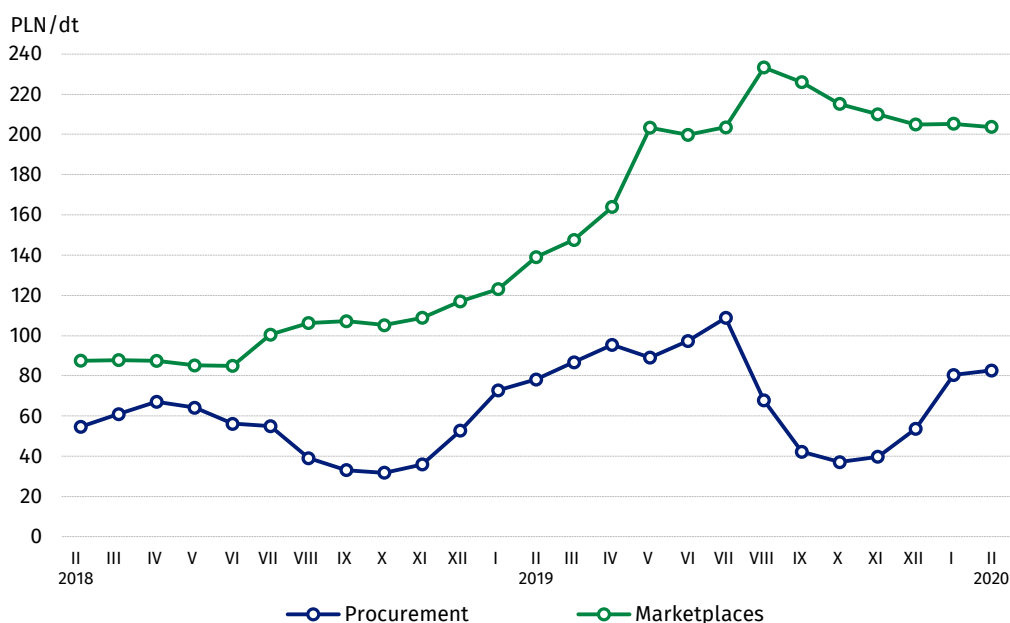


Chart 5. Procurement and marketplaces prices of cattle for slaughter and pigs for slaughter

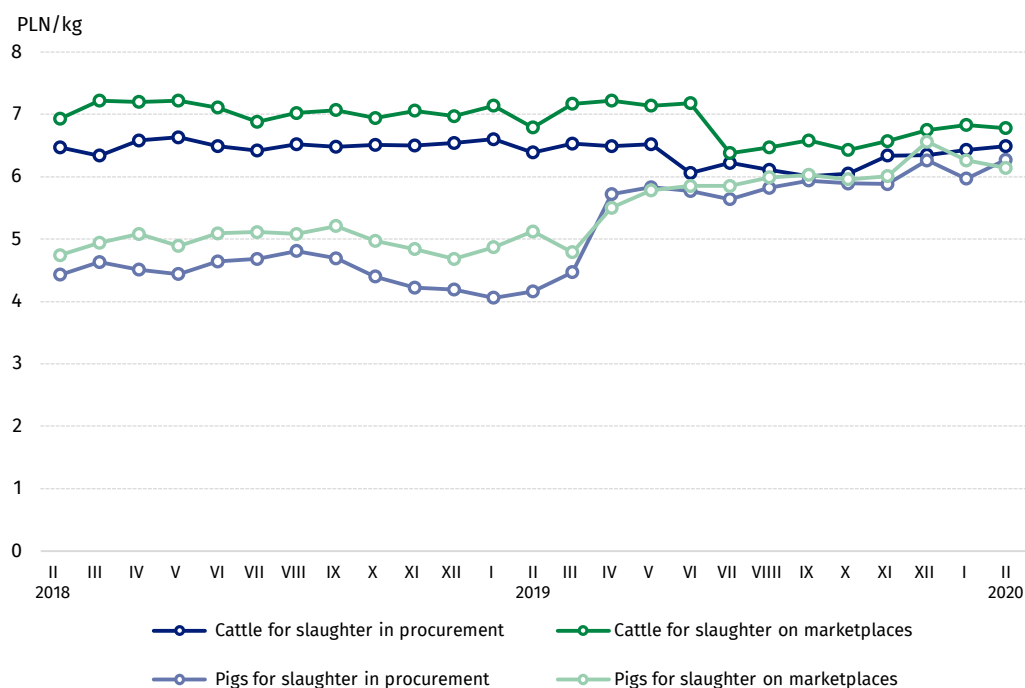
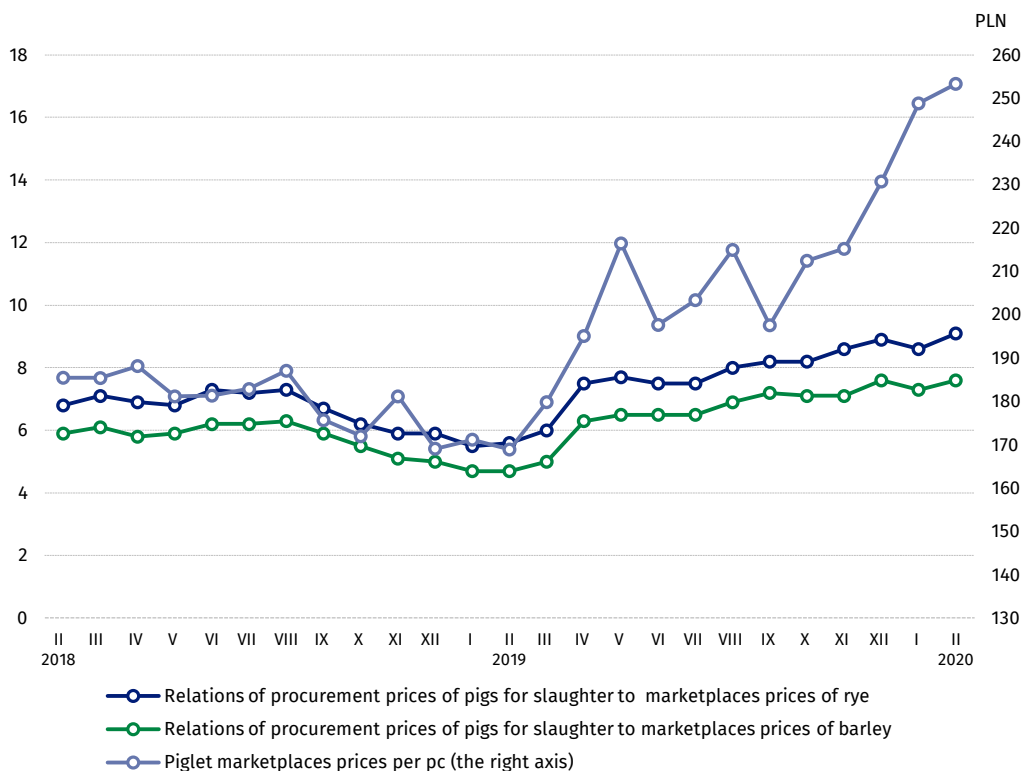


Chart 6. Relation of procurement prices of pigs for slaughter to marketplaces prices of rye and barley as well as marketplaces prices of piglets



In February 2020, the relation of both procurement prices of pigs for slaughter to marketplaces prices of rye improved (9.1 versus 8.6) and the relation of procurement prices of pigs for slaughter to marketplaces prices of barley (7.6 versus 7.3)

The differentiation of the level of prices of basic agricultural products in particular voivodships is presented in Table 2 for procurement prices and in Table 3 for prices obtained by farmers on marketplaces (Excel sheet).

Prepared by:

Trade and Services Department

Director Ewa Adach-Stankiewicz

Office: tel. (+48 22) 608 30 67

Issued by:

The Spokesperson for the President

Of Statistics Poland

Karolina Banaszek

Mobile: (+48) 695 255 011

Press Office

Office: Tel. +48 22) 608 34 91. 22 608 38 04

e-mail: obslugaprasowa@stat.gov.pl



www.stat.gov.pl/en/



[@StatPoland](https://twitter.com/StatPoland)



[@GlownyUrzadStatystyczny](https://www.facebook.com/GlownyUrzadStatystyczny)

Related information

[Information on the socio-economic situation of the country in 2019](#)

[Procurement and prices of agricultural products in 2018](#)

[Prices in the national economy in 2014-2018](#)

Data available in databases

[BDL - Prices in agriculture \(monthly and annual data\)](#)

[DBW - Prices in agriculture \(monthly and annual data\)](#)

Terms used in official statistics

[Procurement of agricultural products](#)

[Procurement prices](#)

[Marketplace](#)

[Marketplace prices](#)