

20.02.2020

Prices of agricultural products in January 2020

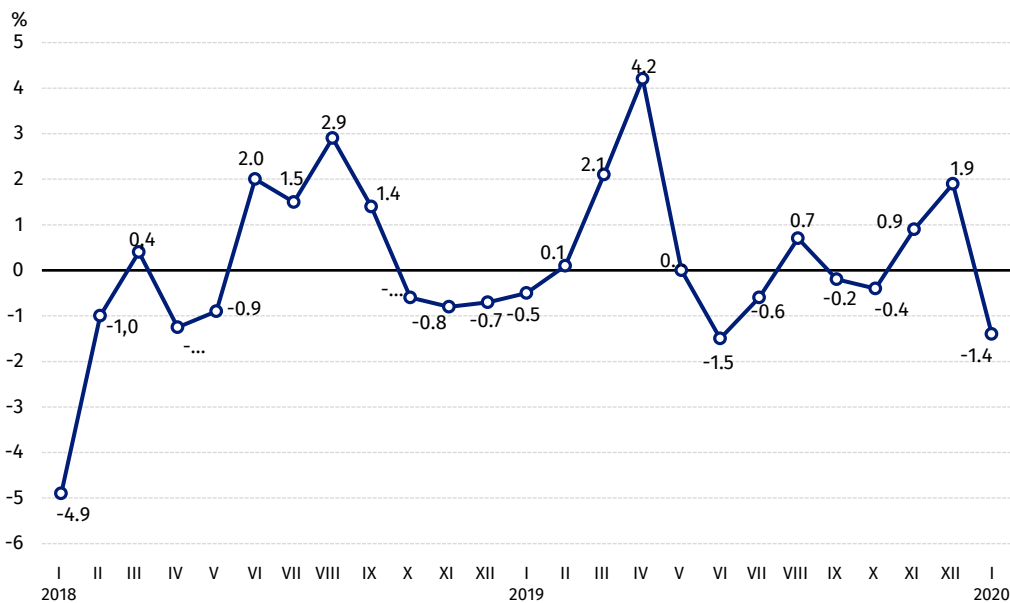
↑ 6.9%

an increase in procurement prices of basic agricultural products in comparison with January 2019

Procurement prices of basic agricultural products¹ increased in January 2020 in comparison with January 2019 by 6.9% , while compared to December 2019 decreased by 1.4%.

In January 2020 compared to December 2019 procurement prices of basic agricultural products decreased by 1.4%, of which pigs for slaughter (by 4.6%) and cows' milk (by 1.8%). In comparison with January of the previous year an increase of prices by 6.9% was recorded (against an increase of 1.5% in January 2019). Prices of pigs for slaughter the most increased (by 46.9%).

Chart 1. Changes in procurement prices of basic agricultural products in relation to previous month



¹ Wheat, rye, cattle for slaughter, pigs for slaughter, poultry and cows' milk

Table 1. Prices of agricultural products (excluding VAT) in January 2020

SPECIFICATION	Procurement prices			Marketplaces prices		
	I 2020			I 2020		
	in zloty	XII 2019=100	I 2019=100	in zloty	XII 2019=100	I 2019=100
Cereal grain² – per 1 dt						
Wheat	72.21	104.1	86.7	87.35	100.7	94.9
Rye	59.09	101.9	81.6	69.61	99.0	94.7
Barley	71.08	108.1	86.9	82.39	100.4	95.6
Triticale	64.71	105.4	83.7	76.09	100.5	94.4
Oat	62.23	107.9	86.6	72.75	100.8	98.6
Maize	64.67	104.9	86.7	96.45	101.1	99.5
Potatoes³ – per 1 dt	80.38	149.9	110.5	205.38	100.2	166.8
Animals for slaughter⁴ – per kg						
Cattle (excluding calves of which young cattle)	6.43 6.55	101.3 101.5	97.5 96.7	6.83 7.06	101.2 101.4	95.7 94.5
Pigs	5.97	95.4	146.9	6.26	95.4	128.5
Poultry	3.77	100.0	103.0	.	.	.
Cows' milk – per 1 hl	137.19	98.2	97.5	.	.	.

Data on procurement prices were calculated on the basis of information on value and quantity of procurement by legal persons and independent organizational entities without legal personality (without natural persons). Indices of procurement prices and prices received by farmers on marketplaces were calculated on the basis of absolute data expressed with more precision than in the tables.

In January 2020, compared to the previous month, procurement prices and marketplaces prices of most agricultural products increased. The prices of milk were lower in procurement and prices of rye were lower on marketplaces. Both in procurement and on marketplaces, a drop in prices of pigs for slaughter was noted.

72.21 PLN / dt were paid for **wheat** in procurement i.e. more by 4.1% than a month ago, and on marketplaces - 87.35 PLN / dt (the growth by 0.7%).

The procurement price of rye was 59.09 PLN / dt and was by 1.9% higher than in December 2019. The marketplaces price dropped by 1.0% and amounted to 69.61 PLN/dt.

In January this year for **potatoes** in procurement was paid on average, 80.38 PLN / dt, i.e. by 49.9% more than in the previous month. In marketplace transactions, the average price for 1 dt of potatoes (205.38 PLN / dt) increased a little (by 0.2%).

On a monthly basis, procurement prices of **cattle for slaughter** (PLN 6.43 PLN / kg) increased by 1.3%. while on marketplaces recorded prices of this cattle (6.83 PLN / kg) were 1.2% higher than in December last year.

The prices of **pigs for slaughter** in procurement in January 2020 were at the level of PLN 5.97 / kg and were lower by 4.6% than a month before. On marketplaces, PLN 6.26 was paid for 1 kg of livestock. i.e. 4.6% less compared to December 2019.

In January 2020, procurement prices of **poultry** (3.77 PLN / kg) did not change compared to the previous month.

137.19 PLN was paid in procurement for 1 hl of **milk**. The price of milk was lower by 1.8% than in December of the last year.

² Procurement prices – excluding sowing seed.

³ Marketplaces prices – edible excluding early kinds.

⁴ Marketplaces prices – average weighted price of cattle for slaughter calculated with the adoption of the structure of procurement quantity of young cattle and cows for slaughter.

On a monthly basis, a drop in prices of pigs for slaughter (by 4.6%) was recorded both in procurement and on marketplaces

Compared to the same month of the previous year, in January 2020 a drop in prices of most agricultural products was recorded in procurement and marketplaces. The exceptions were the prices of potatoes and pigs for slaughter (in procurement and on marketplaces) as well as poultry prices (in procurement).

Annual procurement prices of **wheat** were lower by 13.3% and by 5.1% lower in marketplace transactions.

In procurement, 18.4% was paid less for **rye** than a year ago, in marketplaces, the price of this grain fell by 5.3% compared to January 2019.

In January this year compared to the same period last year, the price of **potatoes** in procurement increased by 10.5% and on marketplace trade - by 66.8%.

The prices of **cattle for slaughter** in January 2020 were lower than last year both in procurement (by 2.5%). and on marketplaces (by 4.3%).

In January this year, the prices of **pigs for slaughter** compared to January 2019 increased by 46.9% in procurement and by 28.5% on marketplaces.

In annual terms, there was the price increase of potatoes in marketplaces (by 66.8%) and pigs for slaughter prices both in procurement (by 46.9%) and on marketplaces (by 28.5%)

Chart 2. Procurement and marketplaces prices of wheat and rye

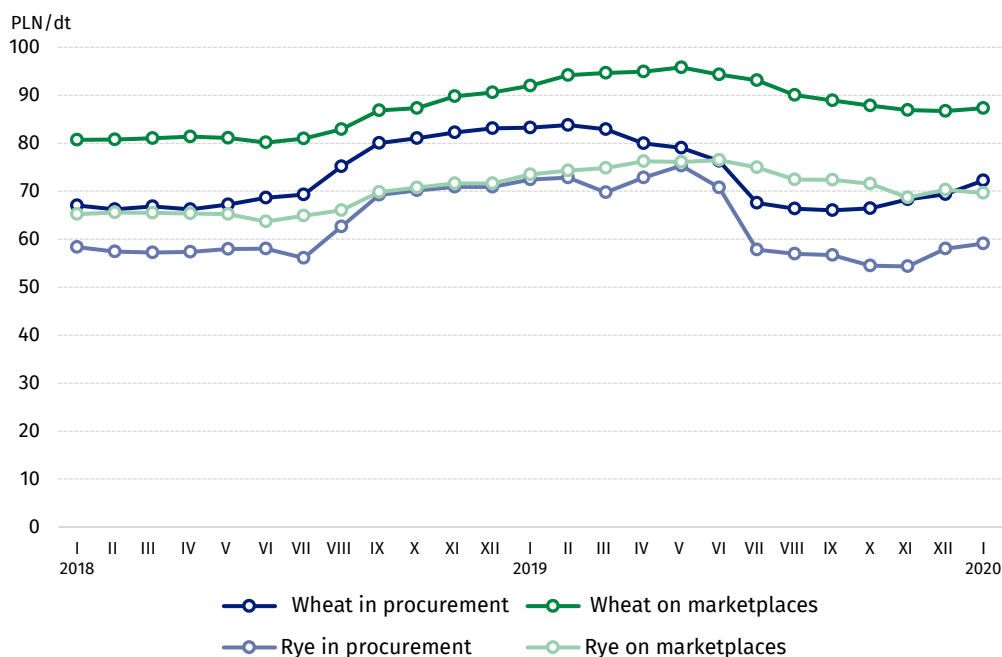


Chart 3. Procurement and marketplaces prices of potatoes

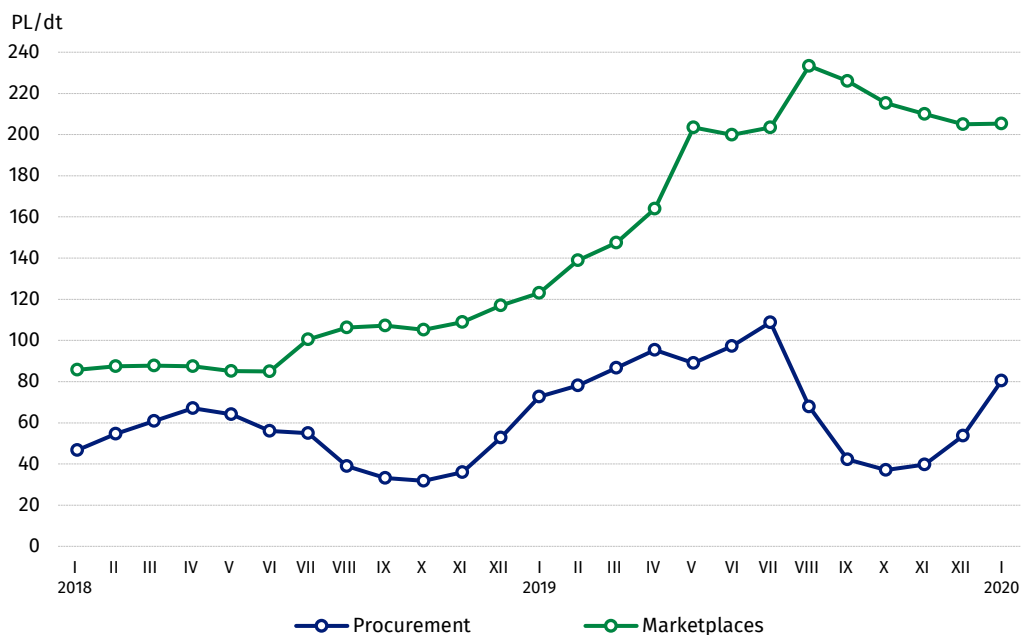


Chart 4. Procurement and marketplaces prices of cattle and pigs for slaughter

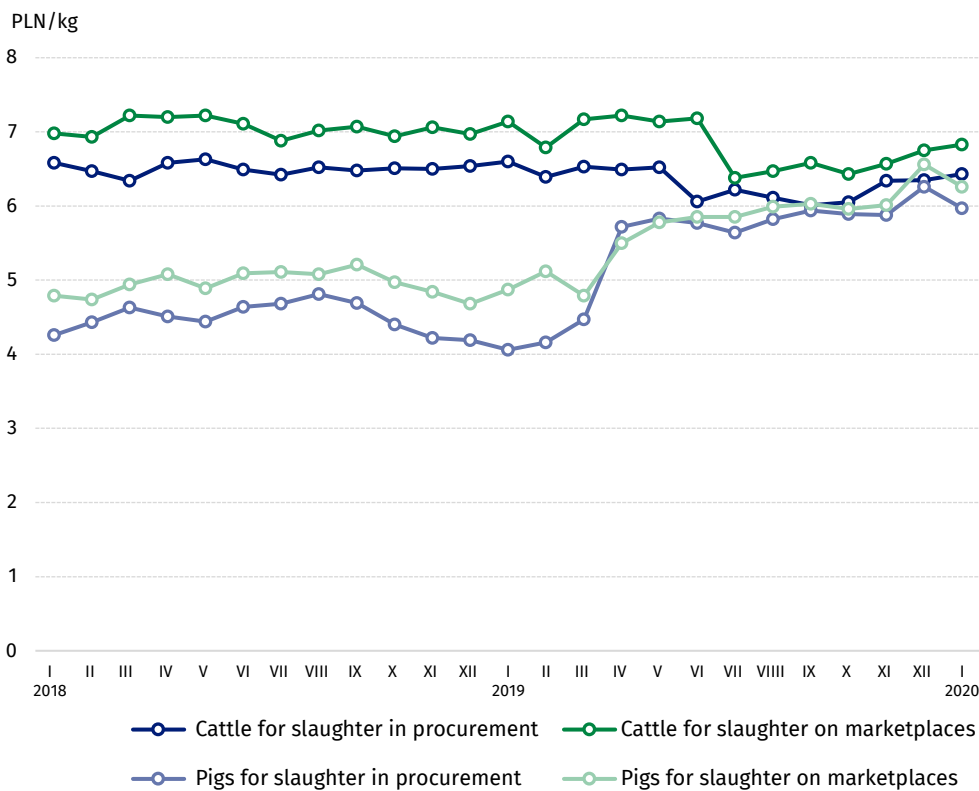
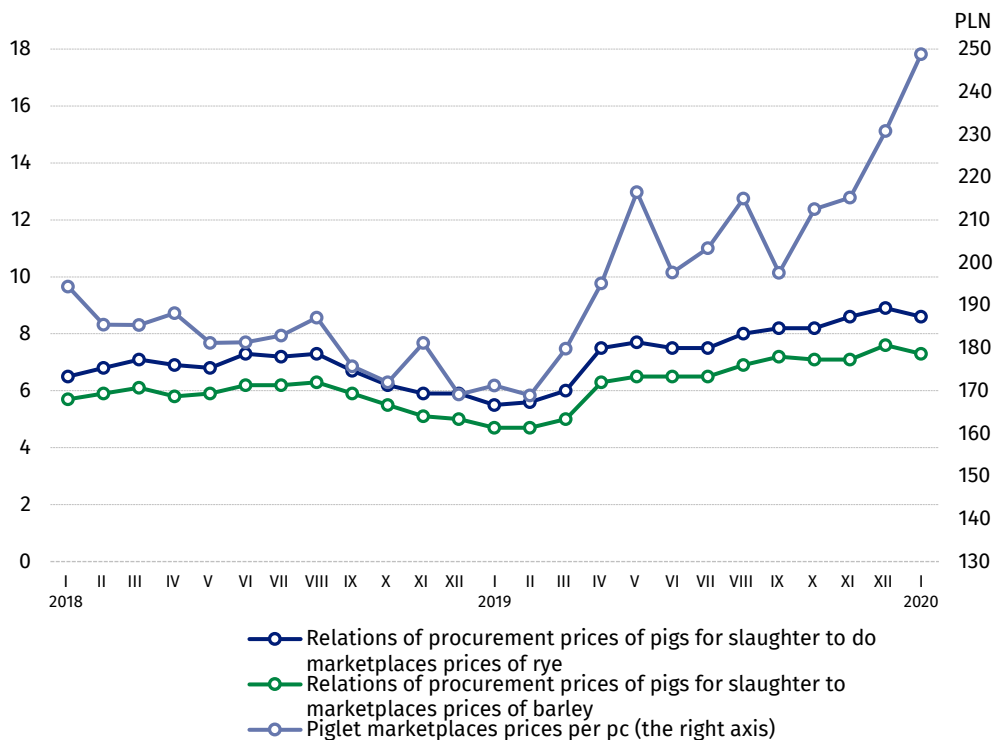
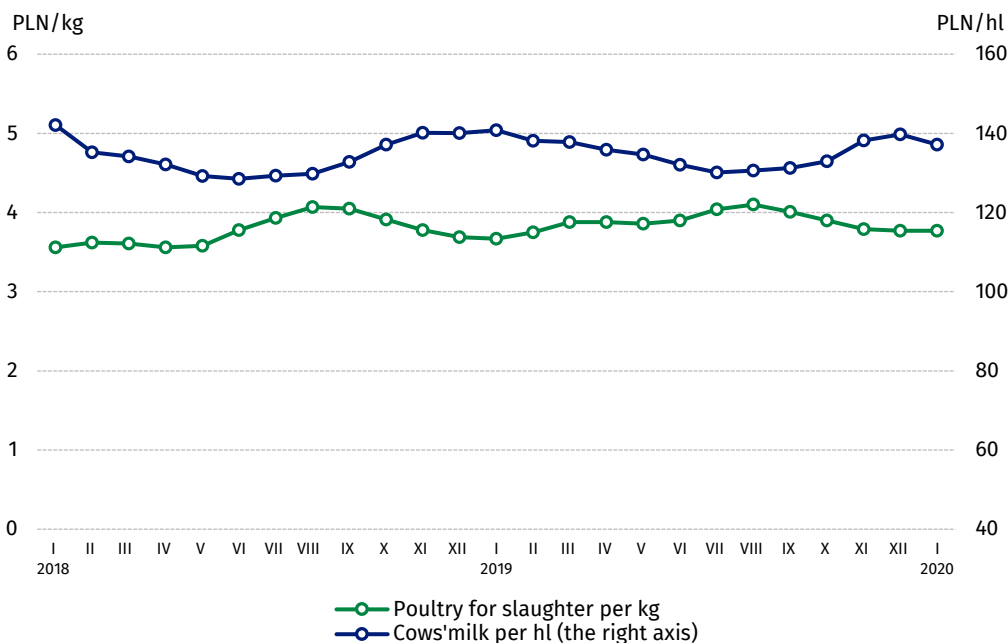


Chart 5. Relation of procurement prices of pigs for slaughter to marketplaces prices of rye and barley as well as marketplaces prices of piglets



In January 2020, the relations deteriorated between both the procurement prices of pigs for slaughter to the marketplaces prices of rye (8.6 against 8.9) and the relations between the procurement prices of pigs for slaughter and the marketplaces of barley (7.3 against 7.6)

Chart 6. Procurement prices of poultry for slaughter and cow's milk



The differentiation of the level of prices of basic agricultural products in particular voivodships is presented in Table 2 for procurement prices and in Table 3 for prices obtained by farmers on marketplaces (Excel sheet).

Prepared by:

Trade and Services Department

Director Ewa Adach-Stankiewicz

Office: tel. (+48 22) 608 30 67

Issued by:

The Spokesperson for the President

Of Statistics Poland

Karolina Banaszek

Mobile: (+48) 695 255 011

Press Office

Office: Tel. +48 22) 608 34 91. 22 608 38 04

e-mail: obslugaprasowa@stat.gov.pl



www.stat.gov.pl/en/



[@StatPoland](https://twitter.com/StatPoland)



[@GlownyUrzadStatystyczny](https://www.facebook.com/GlownyUrzadStatystyczny)

Related information

[Information on the socio-economic situation of the country in 2019](#)

[Procurement and prices of agricultural products in 2018](#)

[Prices in the national economy in 2014-2018](#)

Data available in databases

[BDL - Prices in agriculture \(monthly and annual data\)](#)

[DBW - Prices in agriculture \(monthly and annual data\)](#)

Terms used in official statistics

[Procurement of agricultural products](#)

[Procurement prices](#)

[Marketplace](#)

[Marketplace prices](#)