

# Prices of agricultural products in July 2024

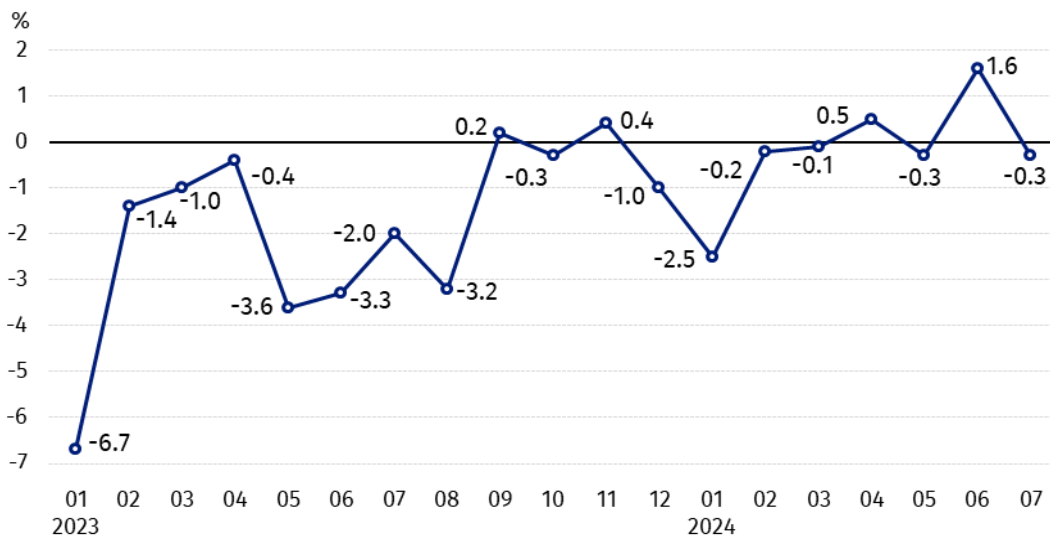
22.08.2024

↓ **5.5%**

a decrease in procurement prices of basic agricultural products in comparison with July 2023

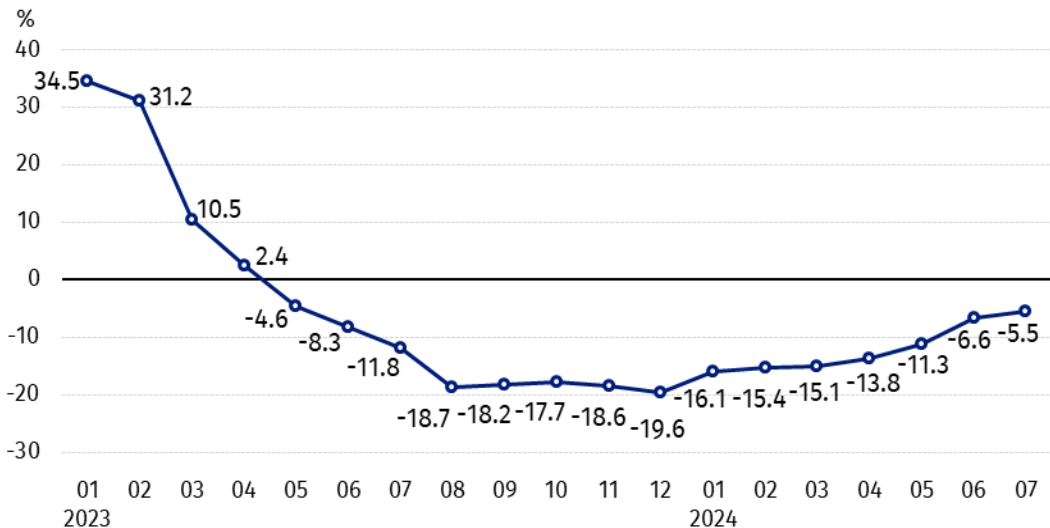
Procurement prices of basic agricultural products<sup>1</sup> decreased in July 2024 in comparison with the previous month (by 0.3%) as well as while compared to the corresponding period of the last year (by 5.5%).

Chart 1. Changes in procurement prices of basic agricultural products in relation to the previous month



In July 2024 compared to June 2024, the procurement prices of all basic agricultural products except poultry decreased

Chart 2. Changes in procurement prices of basic agricultural products in relation to the corresponding month of the previous year



On an annual basis the procurement prices of wheat, rye, pigs for slaughter and poultry decreased

<sup>1</sup> Wheat, rye, cattle for slaughter, pigs for slaughter, poultry, cows' milk

## Procurement prices and marketplace prices received by farmers

In July 2024 in comparison with the previous month, both in procurement and on marketplaces prices of most agricultural products were lower. On a monthly basis the prices of barley, maize and poultry in procurement, as well as cattle for slaughter on marketplaces increased.

Compared to the corresponding month of the previous year, in July 2024 the fall in procurement prices and marketplaces prices of most agricultural products was noted. The prices of maize and cows' milk in procurement, as well as cattle for slaughter on both markets increased.

**Table 1. Prices of agricultural products (excluding VAT) in July 2024**

Specification	Procurement prices			Marketplaces prices		
	07 2024					
	in zloty	06 2024=100	07 2023=100	in zloty	06 2024=100	07 2023=100
<b>Cereal grain<sup>2</sup> – per 1 dt</b>						
Wheat	81.58	90.3	87.6	107.71	98.4	82.6
Rye	61.97	87.1	90.9	80.59	98.9	78.0
Barley	73.17	107.5	93.2	101.53	96.6	83.2
Triticale	65.53	82.8	81.9	90.78	97.9	80.5
Oat	74.14	81.9	91.8	99.60	96.7	86.6
Maize	88.79	100.9	102.0	117.04	97.9	81.8
<b>Potatoes<sup>3</sup>– per 1 dt</b>	119.96	83.3	90.7	182.97	74.0	98.6
<b>Animals for slaughter – per kg</b>						
Cattle (excl. calves) <sup>4</sup>	10.49	98.6	107.6	11.91	101.8	123.8
of which young cattle	10.77	98.6	107.6	.	.	.
Pigs	7.37	95.3	79.0	.	.	.
Poultry	5.48	104.0	93.1	.	.	.
<b>Cows' milk – per 1 hl</b>	194.92	99.9	103.3	.	.	.

Data on procurement prices were calculated on the basis of information on value and quantity of procurement by legal persons and independent organizational entities without legal personality (without natural persons). Indices of procurement prices and prices received by farmers on marketplaces were calculated on the basis of absolute data expressed with more precision than in the tables.

<sup>2</sup> Procurement prices – excluding sowing seed.

<sup>3</sup> Procurement prices – total (of which: edible early kinds, seed, edible late, industrial, of which starch). Marketplaces prices – edible excluding early kinds.

<sup>4</sup> Marketplaces prices – average weighted price of cattle for slaughter calculated with the adoption of the structure of procurement quantity of young cattle and cows for slaughter.

### Prices of major agricultural products in July 2024

In July 2024 procurement price of **wheat** (PLN 81.58 per dt) decreased by 9.7% in comparison with June this year and by 12.4% compared to the corresponding period of the last year. On marketplaces, PLN 107.71 was paid per dt of wheat, i.e. by 1.6% less than a month ago and by 17.4% – than a year ago.

**Rye** in procurement (PLN 61.97 per dt) was sold cheaper compared to June this year (by 12.9%), as well as to July 2023 (by 9.1%). The transaction price of rye on marketplace (PLN 80.59 per dt) decrease by 1.1% on a monthly basis and by 22.0% on an annual basis.

In July 2024 PLN 119.96 was paid per dt of **potatoes** in procurement, i.e. by 16.7% less than in the previous month and by 9.3% – than in the corresponding period of the last year. The price of potatoes on marketplaces (PLN 182.97 per dt) decreased by 26.0% in comparison with June this year and by 1.4% compared to July 2023.

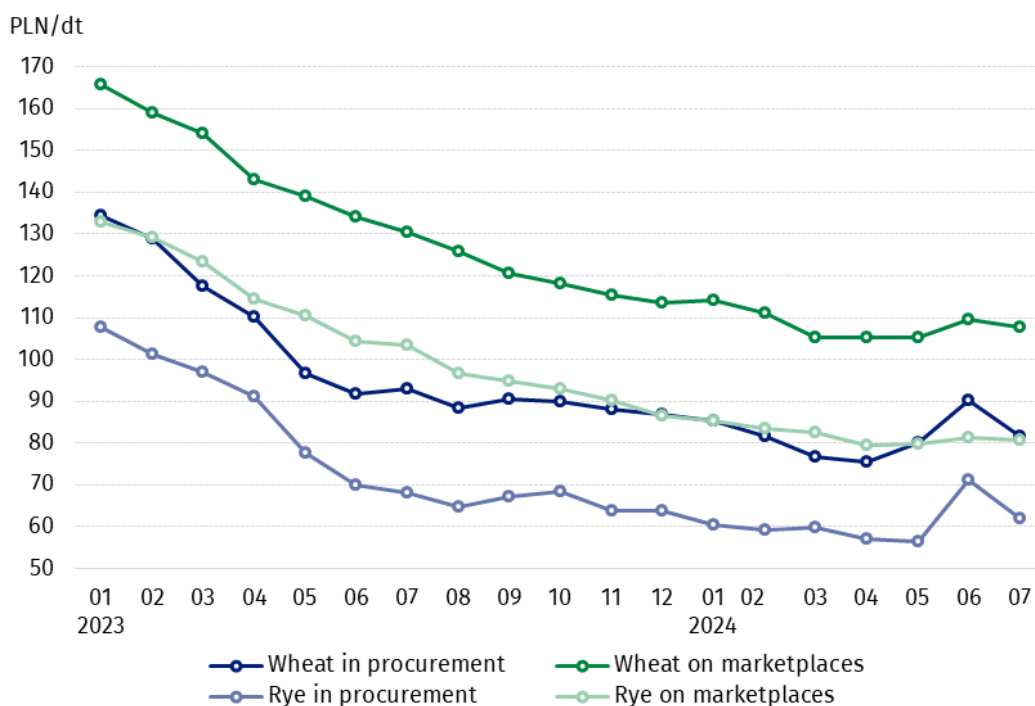
The procurement price of **cattle for slaughter** (PLN 10.49 per kg) was lower by 1.4% on a monthly basis, but it was higher by 7.6% on an annual basis. On marketplaces cattle for slaughter (PLN 11.91 per kg) was sold more expensive compared to June this year (by 1.8%), as well as to July 2023 (by 23.8%).

In July 2024 PLN 7.37 was paid per kg of **pigs for slaughter** in procurement, i.e. by 4.7% less than a month ago and by 21.0% – than a year ago.

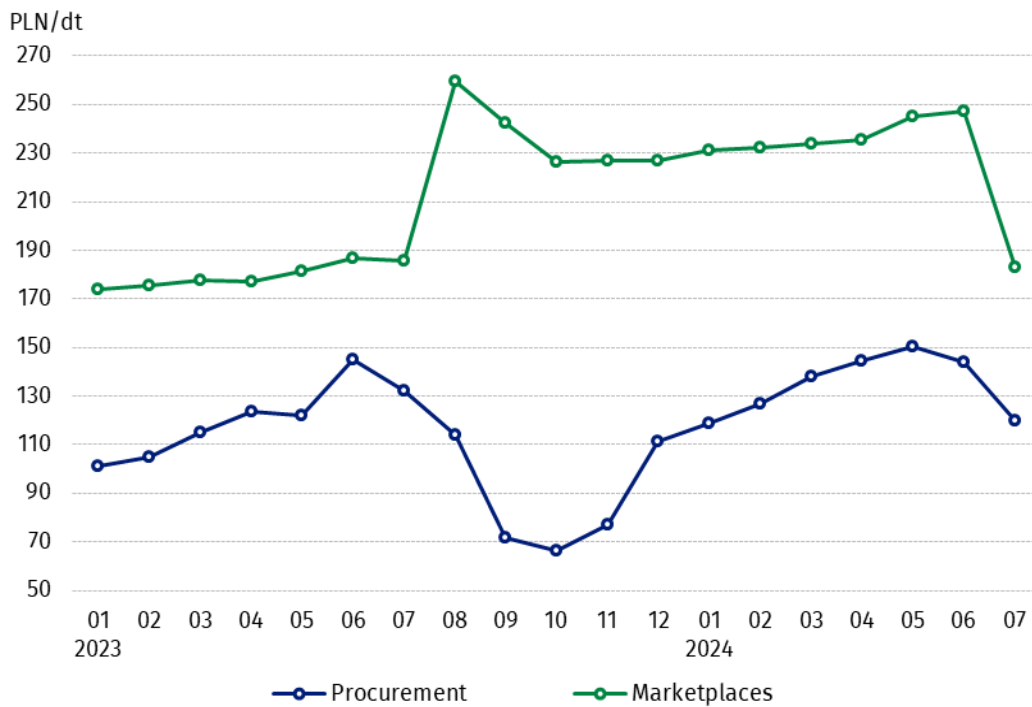
The procurement price of **poultry for slaughter** (PLN 5.48 per kg) was by 4.0% higher in comparison with June 2024, while compared to the same period of the last year decreased by 6.9%.

PLN 194.92 was paid in procurement per hl of **cows' milk**, i.e. by 0.1% less than in the previous month, but by 3.3% more than a year ago.

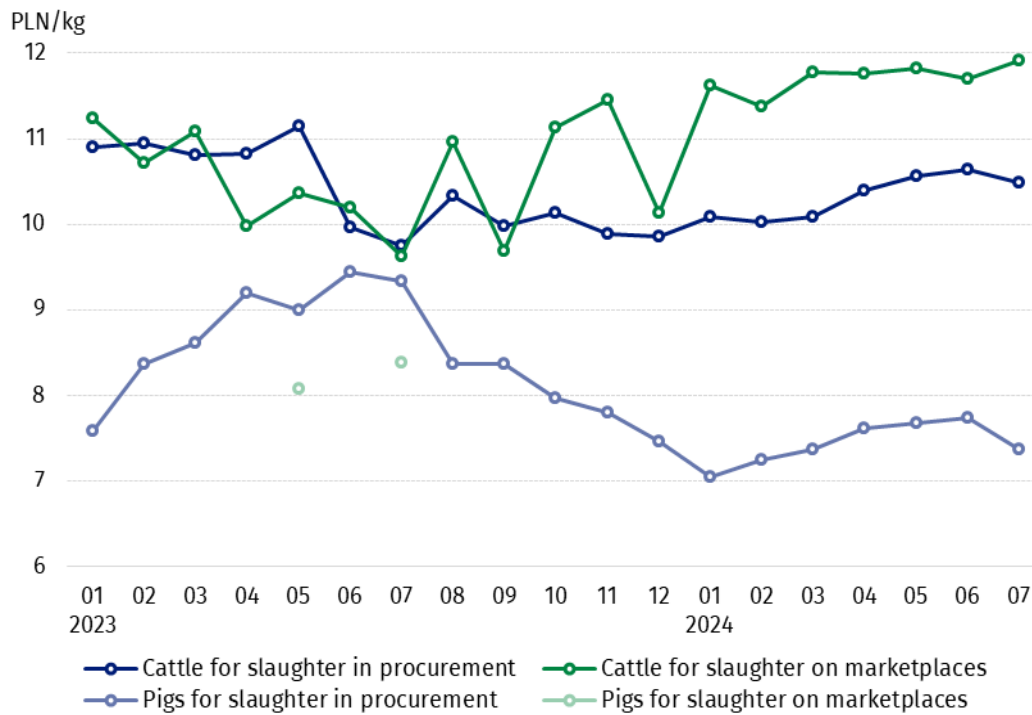
Chart 3. Procurement and marketplaces prices of wheat and rye



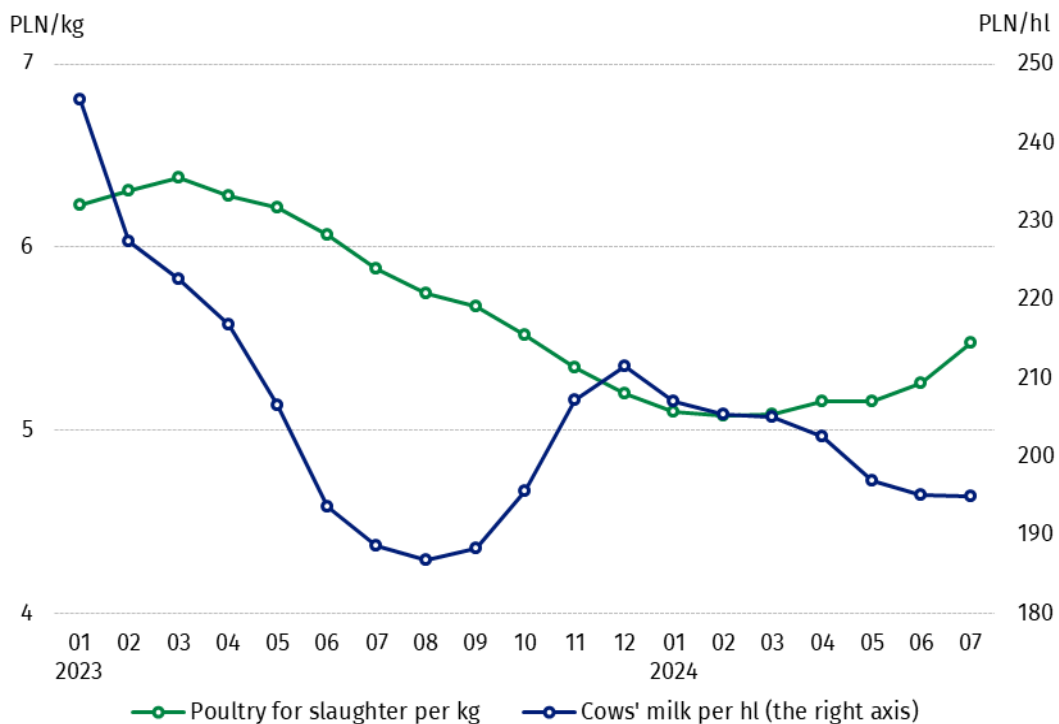
**Chart 4. Procurement and marketplaces prices of potatoes**



**Chart 5. Procurement and marketplaces prices of cattle for slaughter and pigs for slaughter**



**Chart 6. Procurement prices of poultry for slaughter and cows' milk**



The differentiation of the level of prices of basic agricultural products in particular voivodships is presented in Table 2 for procurement prices and in Table 3 for prices obtained by farmers on marketplaces (Excel sheet).

In case of quoting Statistics Poland data, please provide information: "Source of data: Statistics Poland", and in case of publishing calculations made on data published by Statistics Poland, please include the following disclaimer: "Own study based on figures from Statistics Poland".







Prepared by:  
**Trade and Services Department**

**Director Ewa Adach-Stankiewicz**  
Phone: (+48 22) 608 31 24

Issued by:  
**Press Office**

Mobile: (+48) 695 255 032  
Phone: (+48 22) 608 38 04, (+48 22) 449 41 45.  
(+48 22) 608 30 09

**e-mail: [obslugaprasowa@stat.gov.pl](mailto:obslugaprasowa@stat.gov.pl)**

-  [stat.gov.pl/en/](https://stat.gov.pl/en/)
-  [@StatPoland](#)
-  [@GlownyUrzadStatystyczny](#)
-  [gus\\_stat](#)
-  [glownyurządstatystycznygus](#)
-  [glownyurządstatystyczny](#)

#### **Related information**

[Socio-economic situation of the country in 2024](#)

[Procurement and prices of agricultural products in 2023](#)

#### **Data available in databases**

[BDL - Prices in agriculture \(monthly and annual data\)](#)

[DBW - Prices in agriculture \(monthly and annual data\)](#)

#### **Terms used in official statistics**

[Procurement of agricultural products](#)

[Procurement prices](#)

[Marketplace](#)

[Marketplace prices](#)