

Prices of agricultural products in April 2024

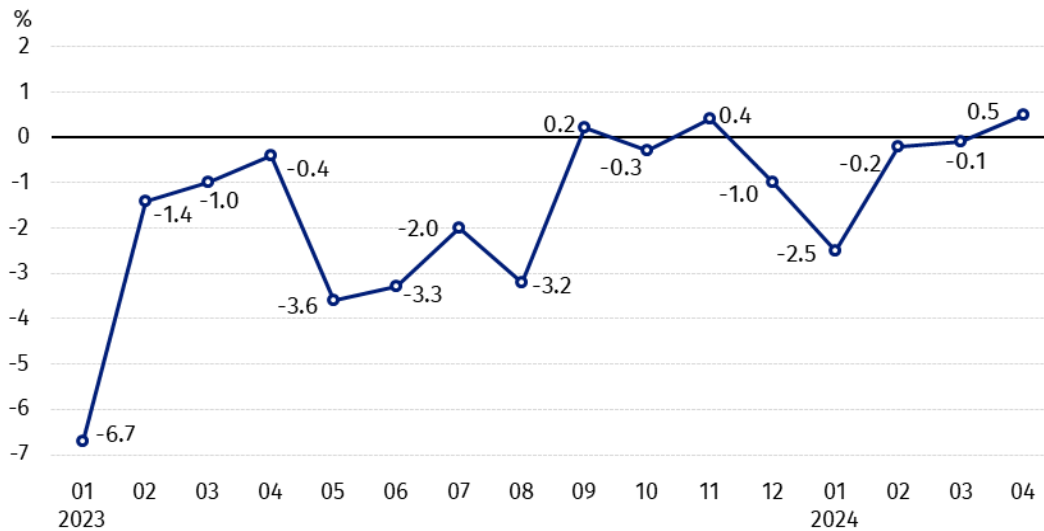
23.05.2024

↓ **13.8%**

a decrease in procurement prices of basic agricultural products in comparison with April 2023

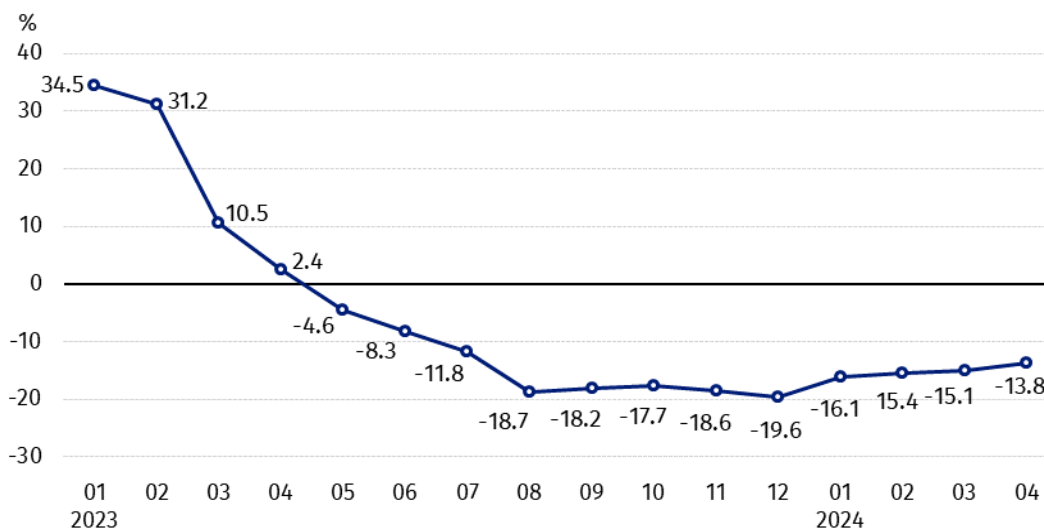
Procurement prices of basic agricultural products¹ increased in April 2024 in comparison with the previous month (by 0.5%), while compared to the corresponding period of the last year decreased (by 13.8%).

Chart 1. Changes in procurement prices of basic agricultural products in relation to the previous month



In April 2024 compared to March 2024, the procurement prices of animals for slaughter increased

Chart 2. Changes in procurement prices of basic agricultural products in relation to the corresponding month of the previous year



Procurement prices of all basic agricultural products, in April 2024 were lower than those recorded in April 2023

¹ Wheat, rye, cattle for slaughter, pigs for slaughter, poultry, cows' milk

Procurement prices and marketplace prices received by farmers

In April 2024, in comparison with the previous month, as well as compared to the corresponding period of the last year, both in procurement and on marketplaces, prices of most agricultural products were lower. On a monthly basis the prices of animals for slaughter in procurement, as well as maize and potatoes on both markets increased. The price of wheat was similar to that recorded of March this year. On an annual basis more was paid for cattle for slaughter on marketplaces, as well as for potatoes (in procurement and on marketplaces).

Table 1. Prices of agricultural products (excluding VAT) in April 2024

Specification	Procurement prices			Marketplaces prices		
	04 2024					
	in zloty	03 2024=100	04 2023=100	in zloty	03 2024=100	04 2023=100
Cereal grain² – per 1 dt						
Wheat	75.39	98.1	68.4	105.30	100.0	73.6
Rye	57.20	95.8	62.9	79.48	96.4	69.4
Barley	71.25	96.1	75.8	101.29	99.6	73.8
Triticale	66.68	92.6	65.5	89.64	98.5	70.0
Oat	91.62	95.3	97.9	101.82	99.9	79.6
Maize	68.87	100.9	65.5	117.59	101.4	77.7
Potatoes³– per 1 dt	144.59	104.6	116.8	235.63	100.7	133.0
Animals for slaughter – per kg						
Cattle (excl. calves) ⁴	10.39	103.0	95.9	11.76	99.9	117.8
of which young cattle	10.67	103.8	96.7	.	.	.
Pigs	7.62	103.4	83.0	.	.	.
Poultry	5.16	101.4	82.2	.	.	.
Cows' milk – per 1 hl	202.56	98.8	93.4	.	.	.

Data on procurement prices were calculated on the basis of information on value and quantity of procurement by legal persons and independent organizational entities without legal personality (without natural persons). Indices of procurement prices and prices received by farmers on marketplaces were calculated on the basis of absolute data expressed with more precision than in the tables.

² Procurement prices – excluding sowing seed.

³ Procurement prices – total (of which: edible early kinds, seed, edible late, industrial, of which starch). Marketplaces prices – edible excluding early kinds.

⁴ Marketplaces prices – average weighted price of cattle for slaughter calculated with the adoption of the structure of procurement quantity of young cattle and cows for slaughter.

Prices of major agricultural products in April 2024

In April 2024 procurement price of **wheat** (PLN 75.39 per dt) decreased in comparison with March this year (by 1.9%), as well as with the corresponding period of the last year (by 31.6%). On marketplaces, PLN 105.30 was paid per dt of wheat, i.e. the same as a month ago, but by 26.4% less than a year ago.

The price of **rye** in procurement (PLN 57.20 per dt) was by 4.2% lower compared to March this year and by 37.1% in comparison with April 2023. The transaction price of rye on marketplace (PLN 79.48 per dt) decreased by 3.6% on a monthly basis and by 30.6% on an annual basis.

In April 2024 PLN 144.59 was paid per dt of **potatoes** in procurement, i.e. by 4.6% more than in the previous month and by 16.8% – than in the corresponding period of the last year. The price of potatoes on marketplaces (PLN 235.63 per dt) increased by 0.7% in comparison with March this year and by 33.0% compared to April 2023.

The procurement price of **cattle for slaughter** (PLN 10.39 per kg) was higher on a monthly basis (by 3.0%), but it was lower on an annual basis (by 4.1%). On marketplaces cattle for slaughter (PLN 11.76 per kg) was sold cheaper than in March this year (by 0,1%), but more expensive – than in the corresponding period of the last year (by 17,8%).

In April 2024 PLN 7.62 was paid per kg of **pigs for slaughter** in procurement, i.e. by 3.4% more than a month ago, but by 17.0% less than a year ago.

The procurement price of **poultry for slaughter** (PLN 5.16 per kg) was by 1.4% higher in comparison with March 2024, while compared to the same period of the last year decreased by 17.8%.

PLN 202.56 was paid in procurement per hl of **cows' milk**, i.e. by 1.2% less than in the previous month and by 6.6% – than a year ago.

Chart 3. Procurement and marketplaces prices of wheat and rye

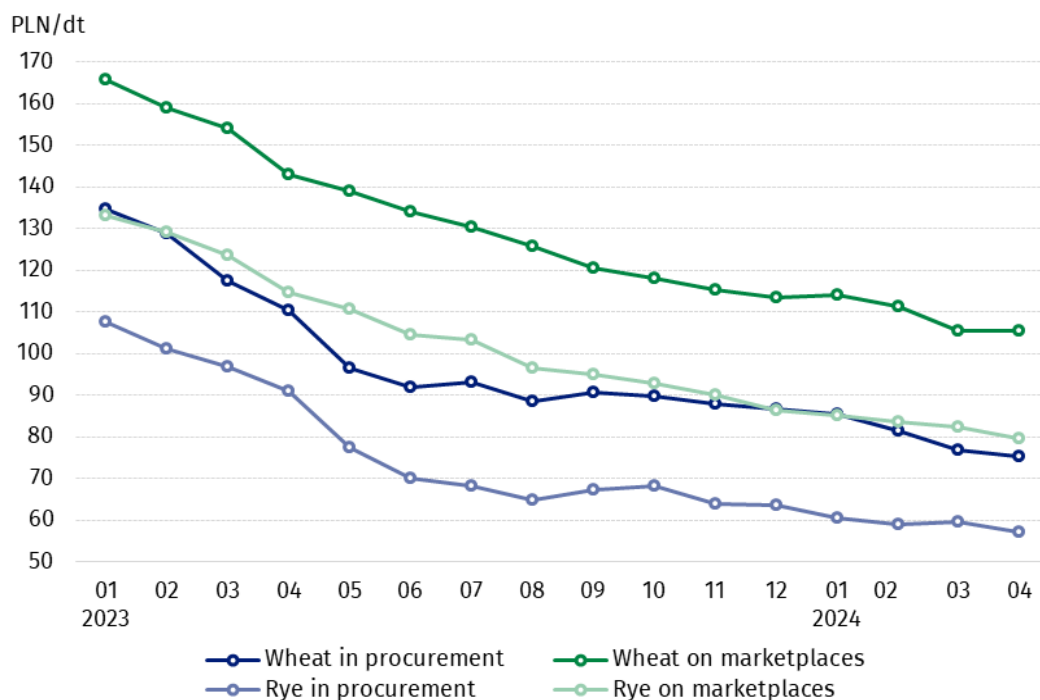


Chart 4. Procurement and marketplaces prices of potatoes

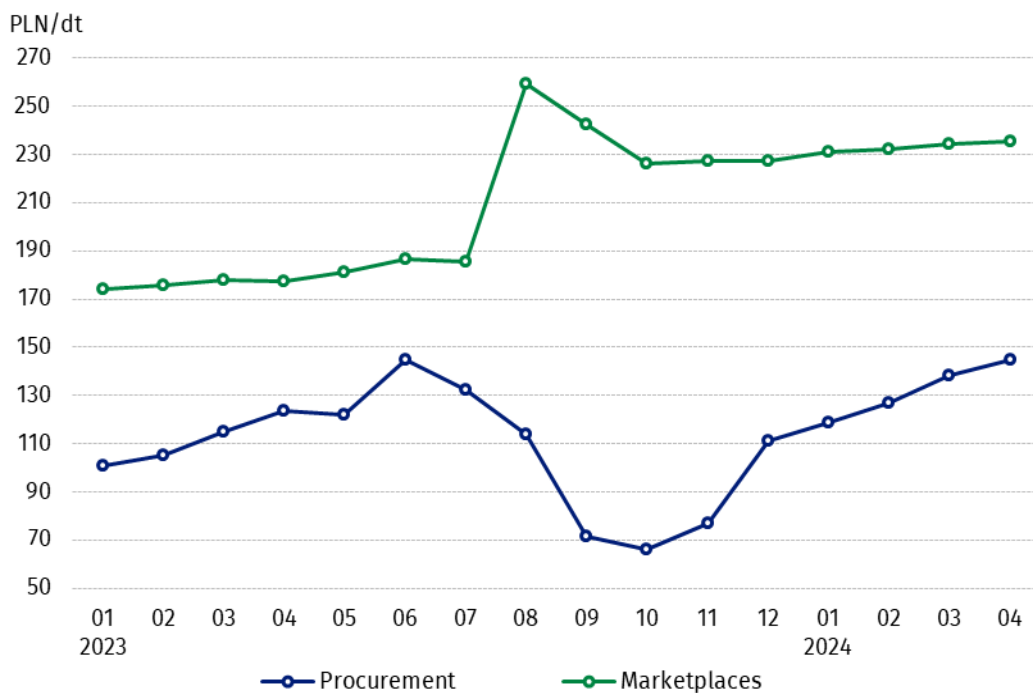


Chart 5. Procurement and marketplaces prices of cattle for slaughter and pigs for slaughter

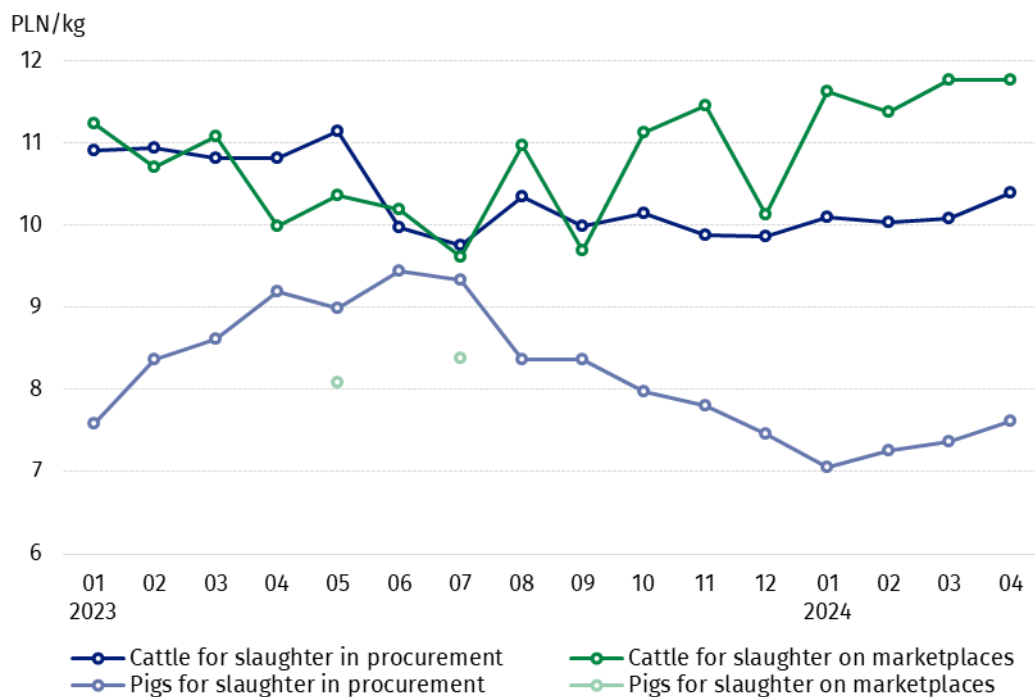
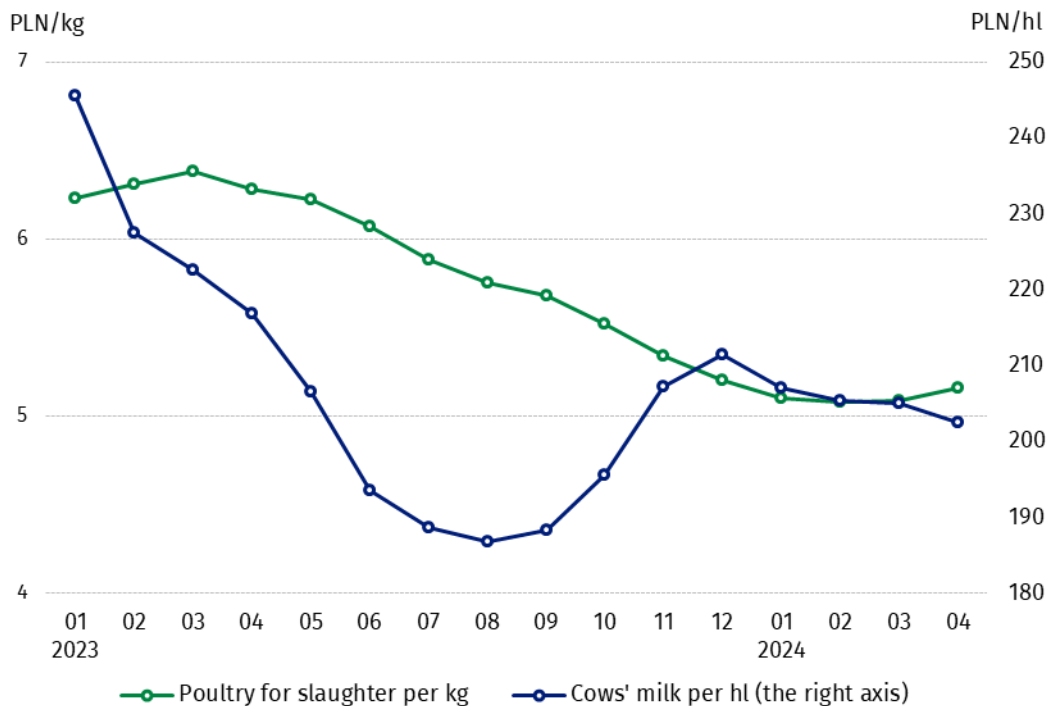


Chart 6. Procurement prices of poultry for slaughter and cows' milk



The differentiation of the level of prices of basic agricultural products in particular voivodships is presented in Table 2 for procurement prices and in Table 3 for prices obtained by farmers on marketplaces (Excel sheet).

In case of quoting Statistics Poland data, please provide information: "Source of data: Statistics Poland", and in case of publishing calculations made on data published by Statistics Poland, please include the following disclaimer: "Own study based on figures from Statistics Poland".







Prepared by:
Trade and Services Department

Director Ewa Adach-Stankiewicz
Phone: (+48 22) 608 31 24

Issued by:
Press Office

Mobile: (+48) 695 255 032
Phone: (+48 22) 608 38 04, (+48 22) 449 41 45,
(+48 22) 608 30 09

e-mail: obslugaprasowa@stat.gov.pl

-  stat.gov.pl/en/
-  [@StatPoland](https://twitter.com/StatPoland)
-  [@GlownyUrzadStatystyczny](https://www.facebook.com/GlownyUrzadStatystyczny)
-  [gus_stat](https://www.instagram.com/gus_stat)
-  [glownyurządstatystycznygus](https://www.youtube.com/glownyurządstatystycznygus)
-  [glownyurządstatystyczny](https://www.linkedin.com/company/glownyurządstatystyczny)

Related information

[Socio-economic situation of the country in 2024](#)

[Procurement and prices of agricultural products in 2022](#)

Data available in databases

[BDL - Prices in agriculture \(monthly and annual data\)](#)

[DBW - Prices in agriculture \(monthly and annual data\)](#)

Terms used in official statistics

[Procurement of agricultural products](#)

[Procurement prices](#)

[Marketplace](#)

[Marketplace prices](#)