

Prices of agricultural products in March 2024

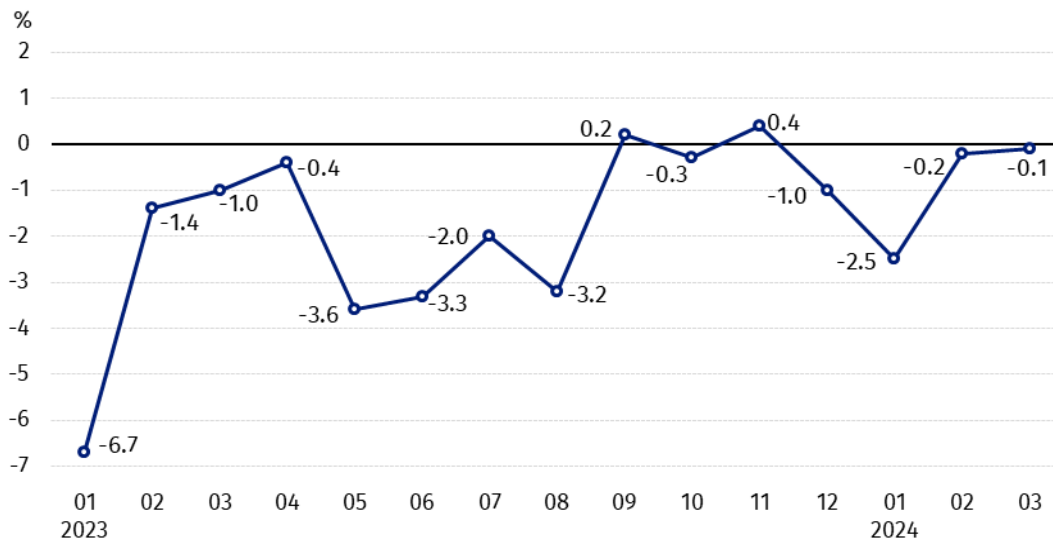
22.04.2024

↓ **15.1%**

a decrease in procurement prices of basic agricultural products in comparison with March 2023

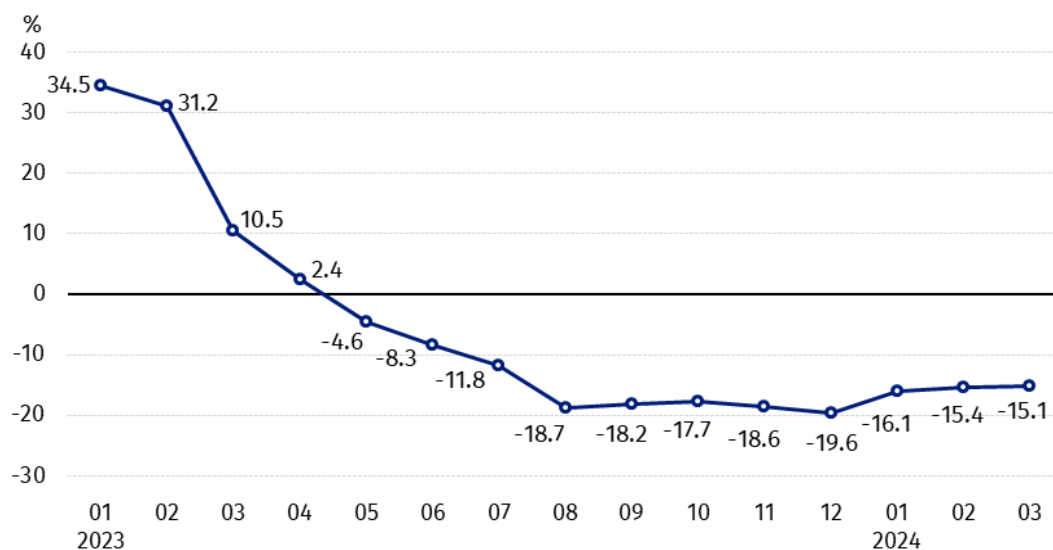
Procurement prices of basic agricultural products¹ decreased in March 2024 in comparison with the previous month (by 0.1%) as well as while compared to the corresponding period of the last year (by 15.1%).

Chart 1. Changes in procurement prices of basic agricultural products in relation to the previous month



In March 2024 compared to February 2024, the procurement prices of wheat and cows' milk decreased

Chart 2. Changes in procurement prices of basic agricultural products in relation to the corresponding month of the previous year



Procurement prices of all basic agricultural products, in March 2024 were lower than those recorded in March 2023

¹ Wheat, rye, cattle for slaughter, pigs for slaughter, poultry, cows' milk

Procurement prices and marketplace prices received by farmers

In March 2024 in comparison with the previous month, prices of most agricultural products in procurement were higher and on marketplaces – lower. The procurement prices of rye, triticale, pigs for slaughter and poultry for slaughter increased. On both markets the prices of wheat, barley, oats and maize decreased while more was paid for potatoes and cattle for slaughter.

Compared to the corresponding month of the previous year, in March 2024 the fall in procurement prices and marketplaces prices of all agricultural products was noted, except cattle for slaughter on marketplaces, as well as potatoes (in procurement and on marketplaces).

Table 1. Prices of agricultural products (excluding VAT) in March 2024

Specification	Procurement prices			Marketplaces prices		
	03 2024					
	in zloty	02 2024=100	03 2023=100	in zloty	02 2024=100	03 2023=100
Cereal grain² – per 1 dt						
Wheat	76.85	94.3	65.4	105.34	94.8	68.4
Rye	59.68	101.0	61.6	82.45	98.7	66.8
Barley	74.14	94.9	70.1	101.71	97.0	70.4
Triticale	72.01	102.2	64.0	91.04	96.3	67.3
Oat	96.17	96.2	89.2	101.88	99.0	77.4
Maize	68.28	91.2	60.9	115.95	95.8	72.5
Potatoes³– per 1 dt	138.24	109.1	120.3	234.10	100.8	131.7
Animals for slaughter – per kg						
Cattle (excl. calves) ⁴	10.08	100.5	93.3	11.77	103.4	106.2
of which young cattle	10.27	100.5	93.7	.	.	.
Pigs	7.37	101.7	85.6	.	.	.
Poultry	5.09	100.2	79.8	.	.	.
Cows' milk – per 1 hl	205.04	99.8	92.1	.	.	.

Data on procurement prices were calculated on the basis of information on value and quantity of procurement by legal persons and independent organizational entities without legal personality (without natural persons). Indices of procurement prices and prices received by farmers on marketplaces were calculated on the basis of absolute data expressed with more precision than in the tables.

² Procurement prices – excluding sowing seed.

³ Procurement prices – total (of which: edible early kinds, seed, edible late, industrial, of which starch). Marketplaces prices – edible excluding early kinds.

⁴ Marketplaces prices – average weighted price of cattle for slaughter calculated with the adoption of the structure of procurement quantity of young cattle and cows for slaughter.

Prices of major agricultural products in March 2024

In March 2024 procurement price of **wheat** (PLN 76.85 per dt) decreased in comparison with February this year (by 5.7%), as well as with the corresponding period of the last year (by 34.6%). On marketplaces, wheat was sold for PLN 105.34 per dt, i.e. by 5.2% cheaper than in the previous month and by 31.6% – than in March 2023.

The price of **rye** in procurement (PLN 59.68 per dt) was by 1.0% higher compared to February this year, but by 38.4% lower in comparison with March 2023. The transaction price of rye on marketplace (PLN 82.45 per dt) decreased by 1.3% on a monthly basis and by 33.2% on an annual basis.

In March 2024 PLN 138.24 was paid per dt of **potatoes** in procurement, i.e. by 9.1% more than in the previous month and by 20.3% – than in the corresponding period of the last year. The price of potatoes on marketplaces (PLN 234.10 per dt) increased by 0.8% in comparison with February this year and by 31.7% compared to March 2023.

The procurement price of **cattle for slaughter** (PLN 10.08 per kg) was higher on a monthly basis (by 0.5%), but it was lower on an annual basis (by 6.7%). On marketplaces cattle for slaughter (PLN 11.77 per kg) was sold by 3.4% more expensive than in February this year and by 6.2% – than in the corresponding period of the last year.

In March 2024 PLN 7.37 was paid per kg of **pigs for slaughter** in procurement, i.e. by 1.7% more than a month ago, but by 14.4% less than a year ago.

The procurement price of **poultry for slaughter** (PLN 5.09 per kg) was by 0.2% higher in comparison with February 2024 while compared to the same period of the last year dropped by 20.2%.

PLN 205.04 was paid in procurement per hl of **cows' milk**, i.e. by 0.2% less than in the previous month and by 7.9% – than a year ago.

Chart 3. Procurement and marketplaces prices of wheat and rye

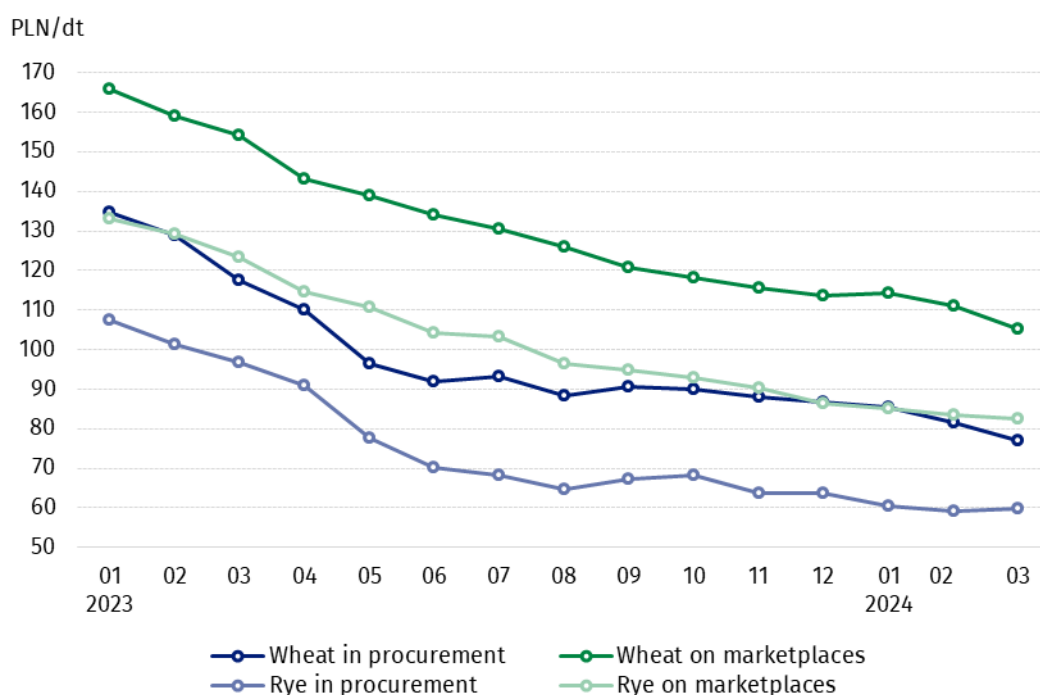


Chart 4. Procurement and marketplaces prices of potatoes

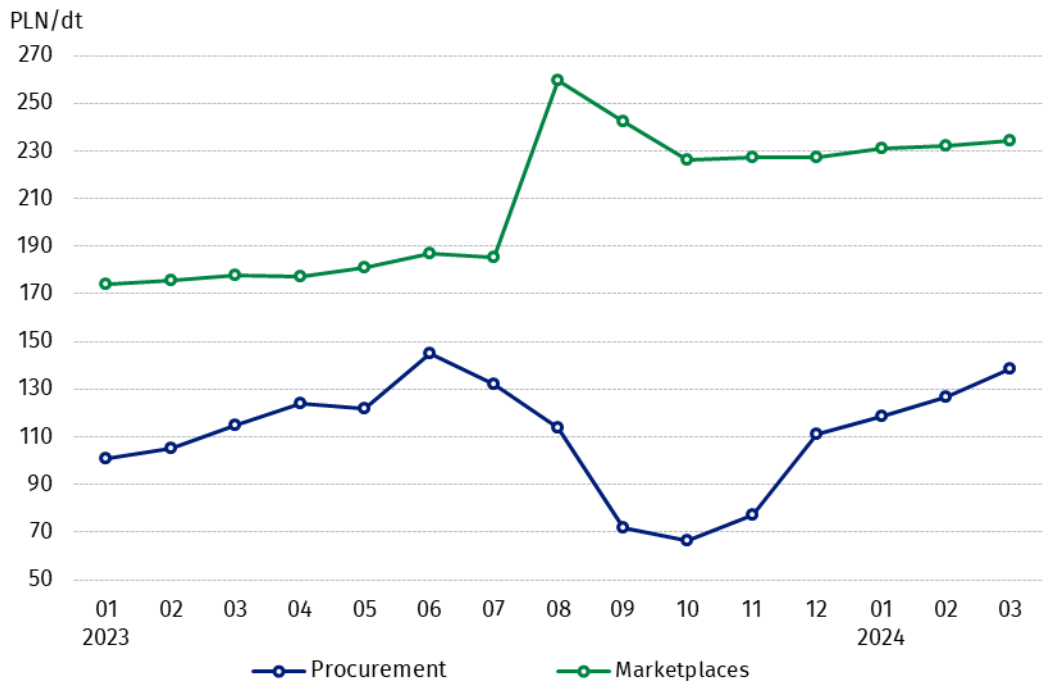


Chart 5. Procurement and marketplaces prices of cattle for slaughter and pigs for slaughter

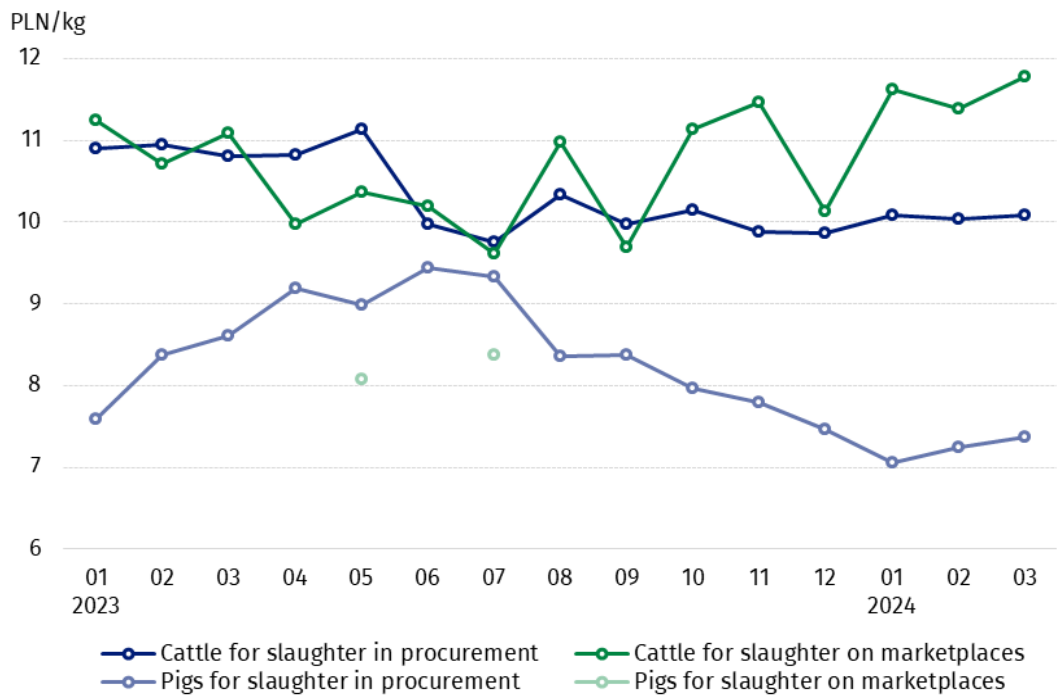
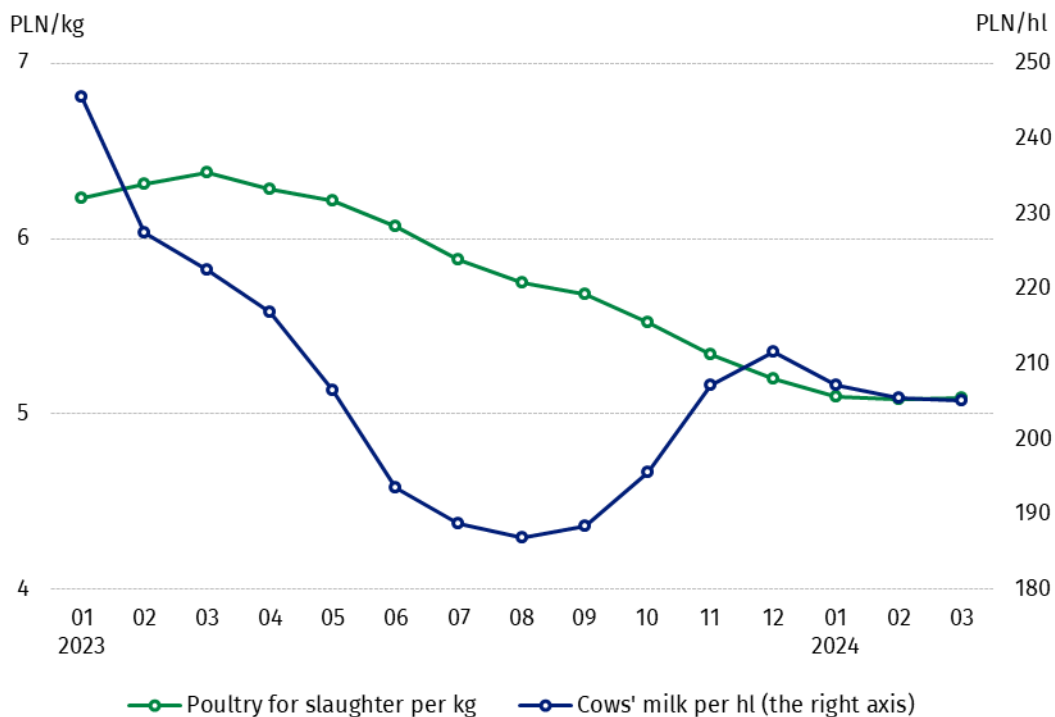


Chart 6. Procurement prices of poultry for slaughter and cows' milk



The differentiation of the level of prices of basic agricultural products in particular voivodships is presented in Table 2 for procurement prices and in Table 3 for prices obtained by farmers on marketplaces (Excel sheet).

In case of quoting Statistics Poland data, please provide information: "Source of data: Statistics Poland", and in case of publishing calculations made on data published by Statistics Poland, please include the following disclaimer: "Own study based on figures from Statistics Poland".

Prepared by:
Trade and Services Department




Director Ewa Adach-Stankiewicz
Phone: (+48 22) 608 31 24




Issued by:

Press Office

Mobile: +48 695 255 032
Phone: +48 22 608 38 04, +48 22 449 41 45,
+48 22 608 30 09

e-mail: obslugaprasowa@stat.gov.pl

 www.stat.gov.pl/en/
 @StatPoland
 @GlownyUrzadStatystyczny

 gus_stat
 glownyurządstatystycznygus
 glownyurządstatystyczny

Related information

[Socio-economic situation of the country in 2024](#)

[Procurement and prices of agricultural products in 2022](#)

Data available in databases

[BDL - Prices in agriculture \(monthly and annual data\)](#)

[DBW - Prices in agriculture \(monthly and annual data\)](#)

Terms used in official statistics

[Procurement of agricultural products](#)

[Procurement prices](#)

[Marketplace](#)

[Marketplace prices](#)