

# Prices of agricultural products in January 2023

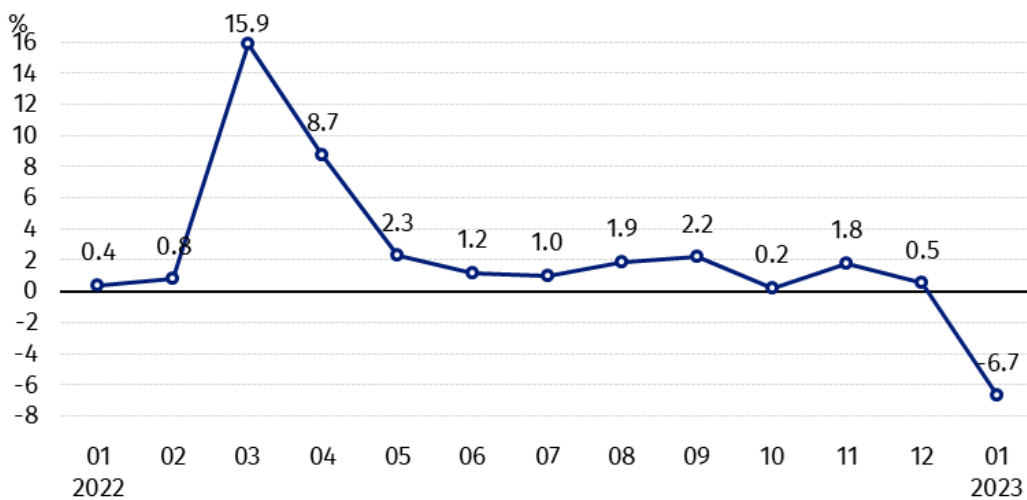
22.02.2023

**↑ 34.5%**

an increase in procurement prices of basic agricultural products in comparison with January 2022

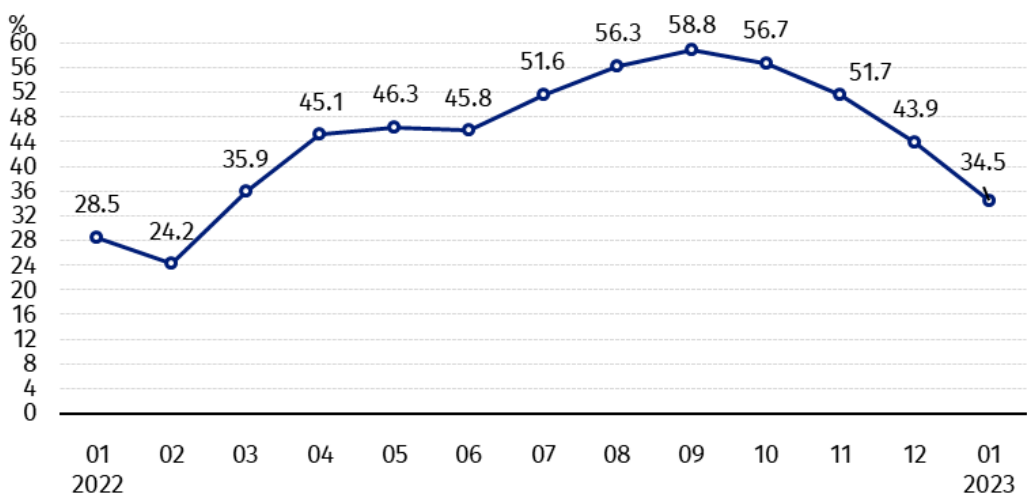
Procurement prices of basic agricultural products<sup>1</sup> decreased in January 2023 in comparison with the previous month (by 6.7%) while they increased (by 34.5%) compared to the corresponding month of the previous year.

Chart 1. Changes in procurement prices of basic agricultural products in relation to the previous month



In January 2023, compared to December 2022, the procurement prices of all basic agricultural products decreased

Chart 2. Changes in procurement prices of basic agricultural products in relation to the corresponding month of the previous year



Procurement prices of majority of basic agricultural products in December 2022 were much higher than a year ago

<sup>1</sup> Wheat, rye, cattle for slaughter, pigs for slaughter, poultry, cows' milk

## Procurement prices and marketplace prices received by farmers

In January 2023 compared to the previous month, both in procurement and on marketplaces, prices of most agricultural products decreased. Only the prices of maize in procurement and potatoes on both markets were higher, as were the prices of cattle for slaughter and oat on marketplaces.

In comparison with the corresponding month of the previous year, in January 2023, high growth in procurement and marketplaces prices of all agricultural products was recorded with exception of rye in procurement. The prices of pigs for slaughter in procurement and cattle for slaughter on marketplaces increased the most.

**Table 1. Prices of agricultural products (excluding VAT) in January 2023**

Specification	Procurement prices			Marketplaces prices		
	01 2023					
	in zloty	12 2022=100	01 2022=100	in zloty	12 2022=100	01 2022=100
<b>Cereal grain<sup>2</sup> – per 1 dt</b>						
Wheat	134.57	91.8	105.2	165.80	97.8	122.8
Rye	107.61	93.2	97.4	132.98	98.1	130.1
Barley	125.78	92.6	113.9	155.97	99.5	127.9
Triticale	121.60	91.6	107.7	147.19	97.8	126.4
Oat	126.18	94.8	136.0	139.72	100.6	140.3
Maize	132.01	102.9	131.6	168.17	97.8	122.8
<b>Potatoes<sup>3</sup>– per 1 dt</b>	101.10	102.7	133.8	174.16	100.5	119.4
<b>Animals for slaughter – per kg</b>						
Cattle (excl. calves) <sup>4</sup>	10.90	99.8	113.6	11.24	107.0	148.1
of which young cattle	11.05	99.3	112.9	11.80	106.2	149.9
Pigs <sup>a</sup>	7.59	96.4	167.2	.	.	.
Poultry	6.23	97.6	130.8	.	.	.
<b>Cows' milk – per 1 hl</b>	245.53	89.1	134.2	.	.	.

a – No data.

Data on procurement prices were calculated on the basis of information on value and quantity of procurement by legal persons and independent organizational entities without legal personality (without natural persons). Indices of procurement prices and prices received by farmers on marketplaces were calculated on the basis of absolute data expressed with more precision than in the tables.

<sup>2</sup> Procurement prices – excluding sowing seed.

<sup>3</sup> Procurement prices – total (of which: edible early kinds, seeds, edible late, industrial, of which starch). Marketplaces prices – edible excluding early kinds.

<sup>4</sup> Marketplaces prices – average weighted price of cattle for slaughter calculated with the adoption of the structure of procurement quantity of young cattle and cows for slaughter.

### Prices of major agricultural products in January 2023

In January 2023 procurement price of **wheat** (134.57 PLN per dt) decreased compared to the previous month (by 8.2%), but was higher on annual basis (by 5.2%). On marketplaces, wheat was sold for 165.80 PLN per dt, i.e. by 2.2% cheaper than in December 2022, while by 22.8% more expensive than in the corresponding period 2022.

The price of **rye** in procurement amounted to 107.61 PLN per dt and was lower compared to both December 2022 (by 6.8%) and January 2022 (by 2.6%). The transaction price of rye on marketplace (132.98 PLN per dt) decreased on a monthly basis (by 1.9%), while increased on an annual basis (by 30.1%).

In January 2023 101.10 PLN was paid per dt of **potatoes** in procurement, i.e. by 2.7% more than in the previous month and by 33.8% more than in the corresponding period 2022. Such a large increase in prices was caused by purchase of more expensive late potatoes, whose share in purchase amounted to 67%. The price of potatoes on marketplaces (174.16 PLN per dt) was higher as related to December 2022 (by 0.5%) as well as compared to January 2022 (by 19.4%).

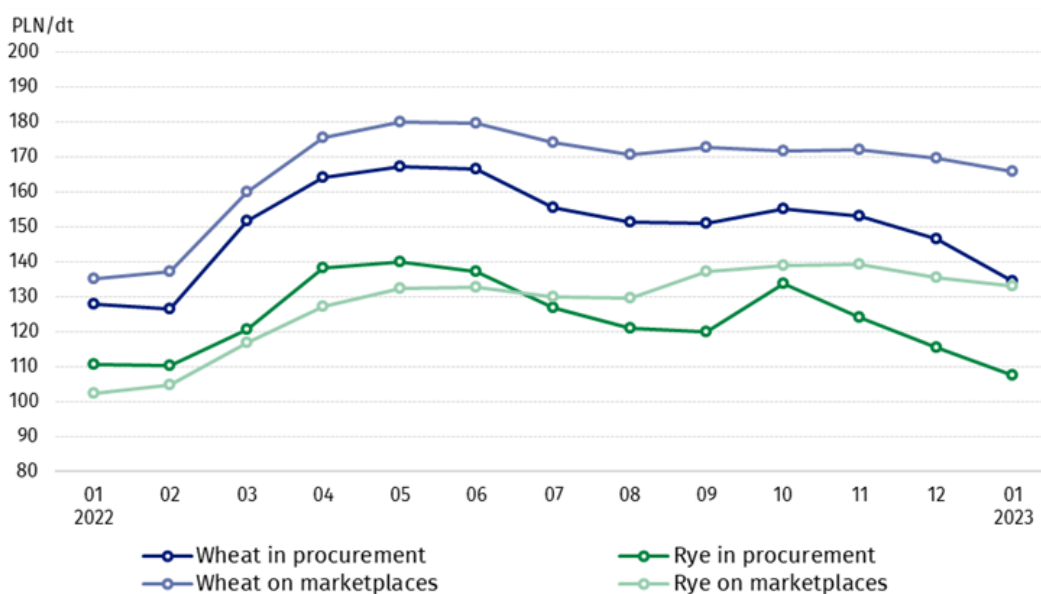
The procurement price of **cattle for slaughter** (10.90 PLN per kg) decreased slightly on a monthly basis (by 0.2%) but significantly increased on an annual basis (by 13.6%). The price of cattle for slaughter on marketplaces (11.24 PLN per dt) was higher in comparison with December 2022 (by 7.0%) as well as with corresponding period 2022 (by 48.1%).

In January 2023 the procurement price of **pigs for slaughter** amounted 7.59 PLN per kg and it was by 3.6% lower than in December 2022 but higher by 67.2% – than in January 2022.

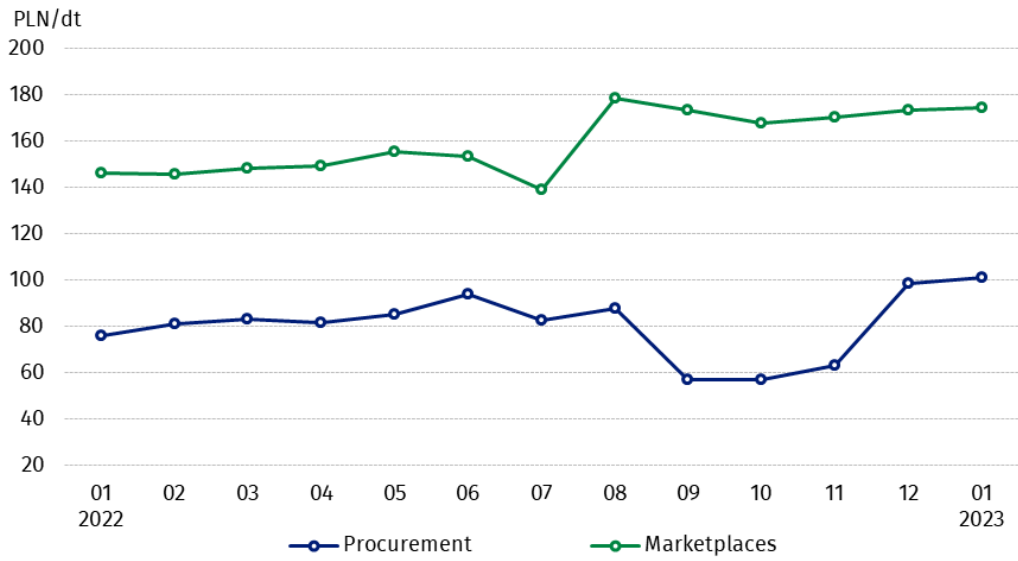
The procurement price of **poultry for slaughter** (6.23 PLN per kg) decreased in comparison with the previous year (by 2.4%), but increased compared to the same period 2022 (by 30.8%).

245.53 PLN was paid in procurement per hl of **cows' milk**, i.e. by 10.9% less than in December 2022 but by 34.2% more than in January 2022.

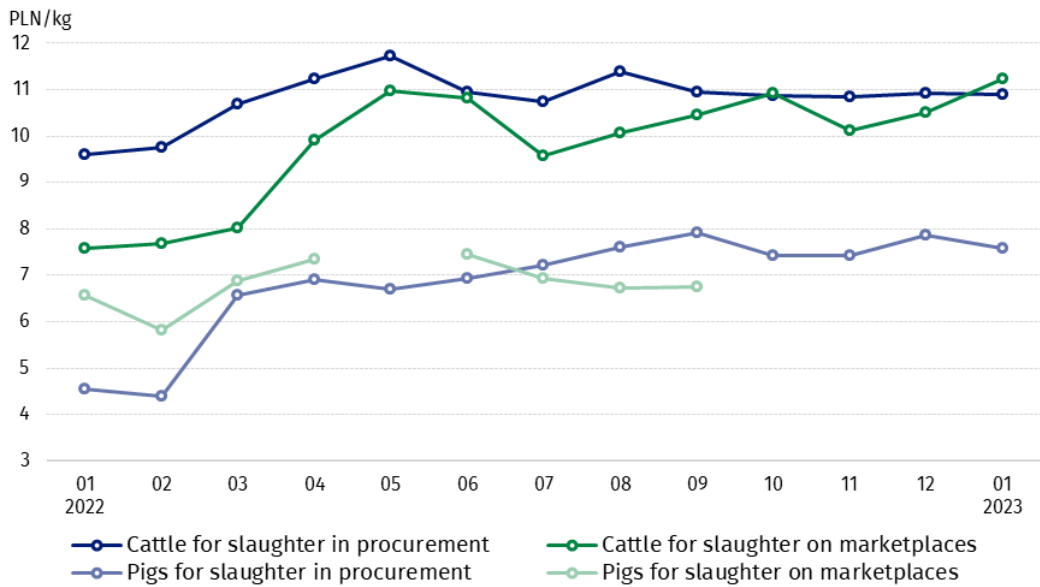
Chart 3. Procurement and marketplaces prices of wheat and rye



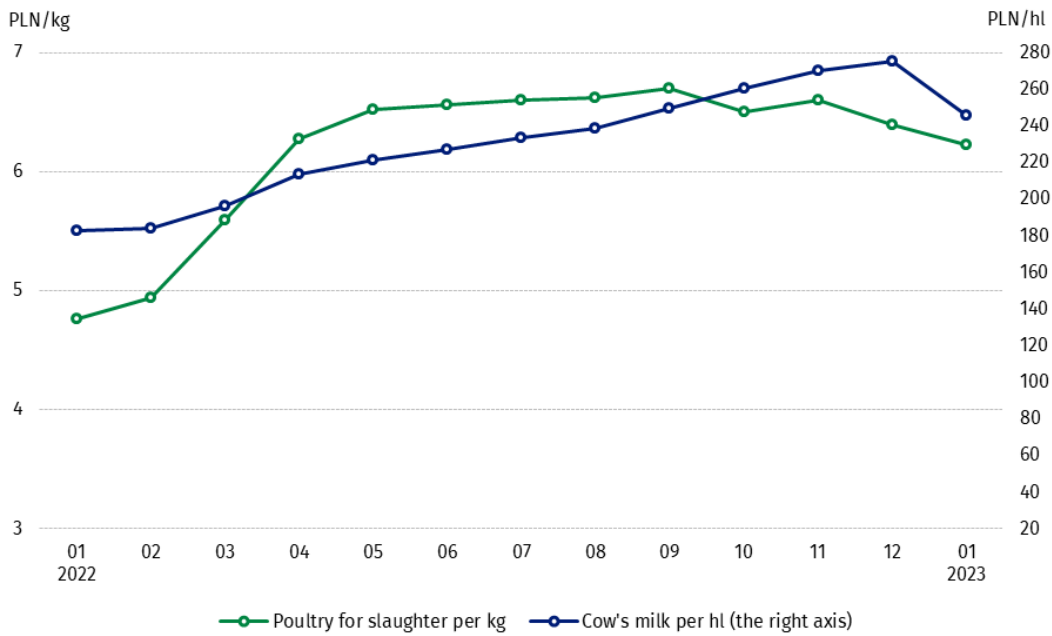
**Chart 4. Procurement and marketplaces prices of potatoes**



**Chart 5. Procurement and marketplaces prices of cattle for slaughter and pigs for slaughter**



**Chart 6. Procurement prices of poultry for slaughter and cows' milk**



The differentiation of the level of prices of basic agricultural products in particular voivodships is presented in Table 2 for procurement prices and in Table 3 for prices obtained by farmers on marketplaces (Excel sheet).

In case of quoting Statistics Poland data, please provide information: "Source of data: Statistics Poland", and in case of publishing calculations made on data published by Statistics Poland, please include the following disclaimer: "Own study based on figures from Statistics Poland".

Prepared by:  
**Trade and Services Department**

**Director Ewa Adach-Stankiewicz**  
Phone: (+48 22) 608 31 24

**Press Office**

Phone: (+48 22) 608 38 04

**e-mail: [obslugaprasowa@stat.gov.pl](mailto:obslugaprasowa@stat.gov.pl)**

Issued by:  
**The Spokesperson for the President  
of Statistics Poland**

**Karolina Banaszek**  
Phone: (+48) 695 255 011

-  [www.stat.gov.pl/en/](http://www.stat.gov.pl/en/)
-  [@StatPoland](https://twitter.com/StatPoland)
-  [@GlownyUrzadStatystyczny](https://www.facebook.com/GlownyUrzadStatystyczny)
-  [gus\\_stat](https://www.instagram.com/gus_stat)
-  [glownyurządstatystycznygus](https://www.youtube.com/glownyurządstatystycznygus)
-  [glownyurządstatystyczny](https://www.linkedin.com/company/glownyurządstatystyczny)

**Related information**

[Socio-economic situation of the country in 2022](#)

[Procurement and prices of agricultural products in 2021](#)

[Prices in the national economy in 2021](#)

**Data available in databases**

[BDL - Prices in agriculture \(monthly and annual data\)](#)

[DBW - Prices in agriculture \(monthly and annual data\)](#)

**Terms used in official statistics**

[Procurement of agricultural products](#)

[Procurement prices](#)

[Marketplace](#)

[Marketplace prices](#)