

Prices of agricultural products in September 2022

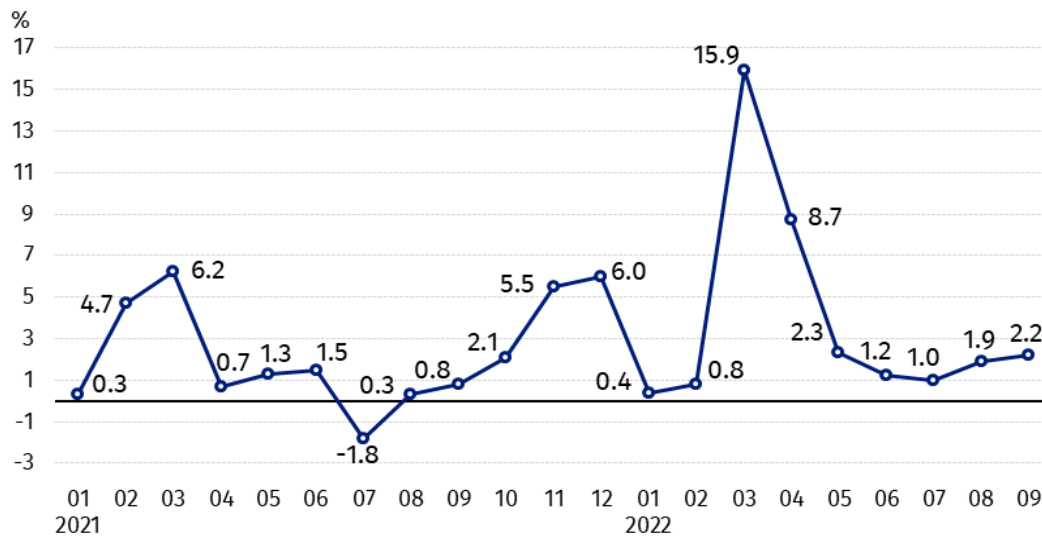
20.10.2022

↑ 58.8%

an increase in procurement prices of basic agricultural products in comparison with September 2021

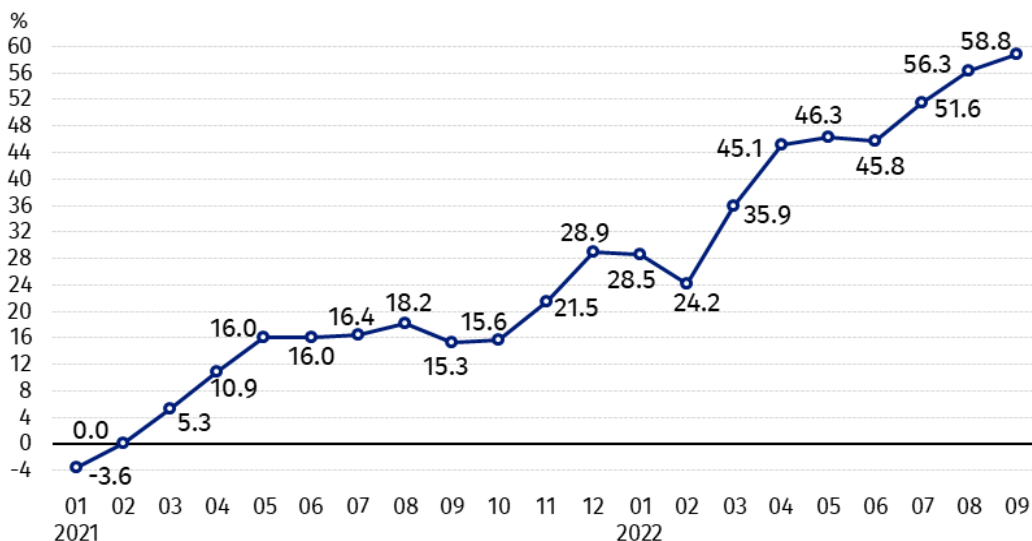
Procurement prices of basic agricultural products¹ increased in September 2022 in comparison with the previous month (by 2.2%) as well as while compared to the corresponding month of the previous year (by 58.8%).

Chart 1. Changes in procurement prices of basic agricultural products in relation to the previous month



In September 2022 compared to August 2022 procurement prices of pigs for slaughter, poultry and cows' milk increased

Chart 2. Changes in procurement prices of basic agricultural products in relation to the corresponding month of the previous year



Procurement prices of all basic agricultural products in September 2022 were much higher than a year ago

¹ Wheat, rye, cattle for slaughter, pigs for slaughter, poultry, cows' milk

Procurement prices and marketplace prices received by farmers

In September 2022 triticale, oats, pigs for slaughter, poultry and cows' milk were purchased at higher prices than in the previous month. While procurement prices of other agricultural products decreased. Only potatoes were sold on the marketplaces at prices lower than in August this year.

In comparison with the corresponding month of the previous year, in September 2022, much higher growth in procurement prices and marketplaces prices of all agricultural products was recorded. The prices of oats and pigs for slaughter in procurement increased the most.

Table 1. Prices of agricultural products (excluding VAT) in September 2022

Specification	Procurement prices			Marketplaces prices		
	09 2022					
	in zloty	08 2022=100	09 2021=100	in zloty ^a	08 2022=100	09 2021=100
Cereal grain² – per 1 dt						
Wheat	150.95	99.7	154.4	172.76	101.3	159.7
Rye	119.94	99.2	155.8	137.25	106.0	167.5
Barley	134.43	97.0	163.8	155.65	103.3	164.3
Triticale	141.22	106.4	167.9	150.94	102.9	166.0
Oat	122.64	110.1	195.2	131.60	102.2	166.6
Maize	135.87	96.7	138.4	173.63	101.4	143.7
Potatoes³– per 1 dt	56.56	64.5	160.7	173.24	97.2	118.4
Animals for slaughter – per kg						
Cattle (excl. calves) ⁴	10.95	96.2	135.2	10.46	104.0	137.1
of which young cattle	11.08	94.5	133.9	11.14	105.0	139.6
Pigs	7.93	104.2	175.1	6.75	100.3	108.0
Poultry	6.70	101.2	155.6	.	.	.
Cows' milk – per 1 hl	249.66	104.5	160.3	.	.	.

a – No data.

Data on procurement prices were calculated on the basis of information on value and quantity of procurement by legal persons and independent organizational entities without legal personality (without natural persons). Indices of procurement prices and prices received by farmers on marketplaces were calculated on the basis of absolute data expressed with more precision than in the tables.

² Procurement prices – excluding sowing seed.

³ Procurement prices – total (of which: edible early kinds, seeds, edible late, industrial, of which starch). Marketplaces prices – edible excluding early kinds.

⁴ Marketplaces prices – average weighted price of cattle for slaughter calculated with the adoption of the structure of procurement quantity of young cattle and cows for slaughter.

Prices of major agricultural products in September 2022

In September 2022 procurement price of **wheat** (150.95 PLN per dt) decreased as related to the previous month (by 0.3%), but it was higher than a year ago (by 54.4%). On marketplaces, wheat was sold for 172.76 PLN, i.e. by 1.3% more than in August this year and by 59.7% more than in September 2021.

119.94 PLN was paid per dt of **rye** in procurement, i.e. by 0.8% less than in August this year while by 55.8% more than a year ago. In marketplace transactions, rye price (137.25 PLN per dt) increased in comparison with the previous month (by 6.0%), as well as compared to the corresponding period of the previous year (by 67.5%).

In September 2022 the price of **potatoes** in procurement (56.56 PLN per dt) was decreased compared to August this year (by 35.5%), but was increased by 60.7% on an annual basis. On marketplaces 173.24 PLN were paid per dt of potatoes, i.e. by 2.8% more than in the previous month and by 18.4% more than a year ago.

The procurement price of **cattle for slaughter** (10.95 PLN per kg) was lower than in August this year (by 3.8%), but higher (by 35.2%) than recorded a year earlier. On marketplaces this livestock was sold for 10.46 PLN, i.e. more expensive than in the previous month (by 4.0%) and a year ago – by 37.1%.

In September 2022 there was an increase in the price of **pigs for slaughter** in procurement (7.93 PLN per kg) compared to August this year (by 4.2%) and on an annual basis (by 75.1%) and also on marketplaces (6.75 PLN per kg) – in relation to the previous month (by 0.3%) as well as to the corresponding month of the previous year (by 8.0%).

The procurement price of **poultry for slaughter** (6.70 PLN per kg) increased in relation to August 2022 (by 1.2%), as well as in comparison with September 2021 (by 55.6%).

249.66 PLN was paid in procurement per hl of **cows' milk**, i.e. by 4.5% more than in the previous month and by 60.3% – than a year ago.

Chart 3. Procurement and marketplaces prices of wheat and rye

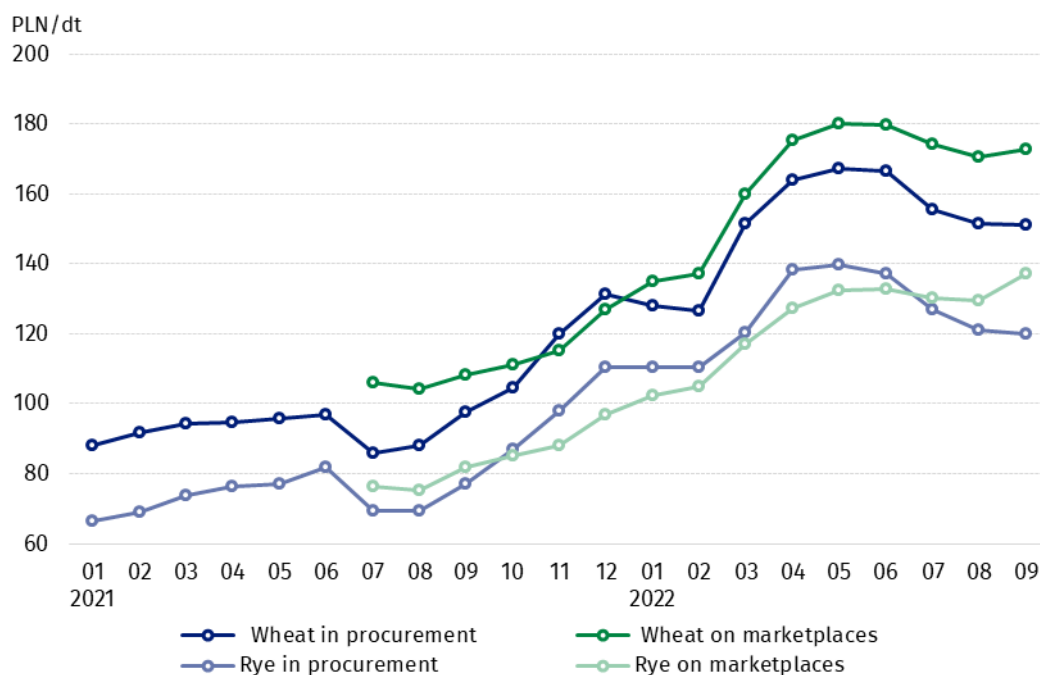


Chart 4. Procurement and marketplaces prices of potatoes

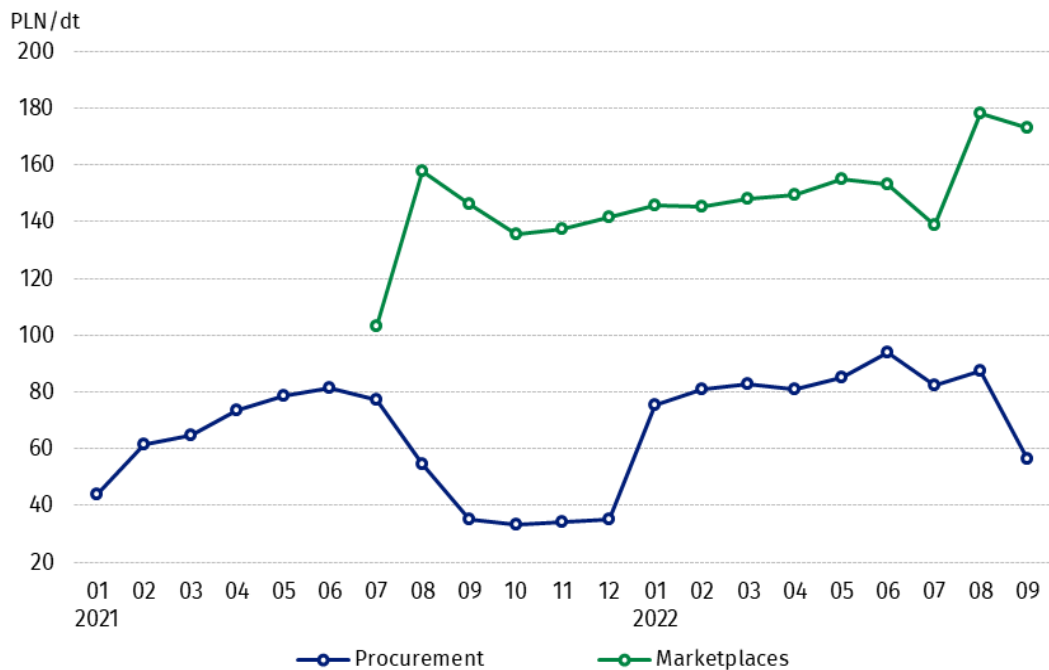


Chart 5. Procurement and marketplaces prices of cattle for slaughter and pigs for slaughter

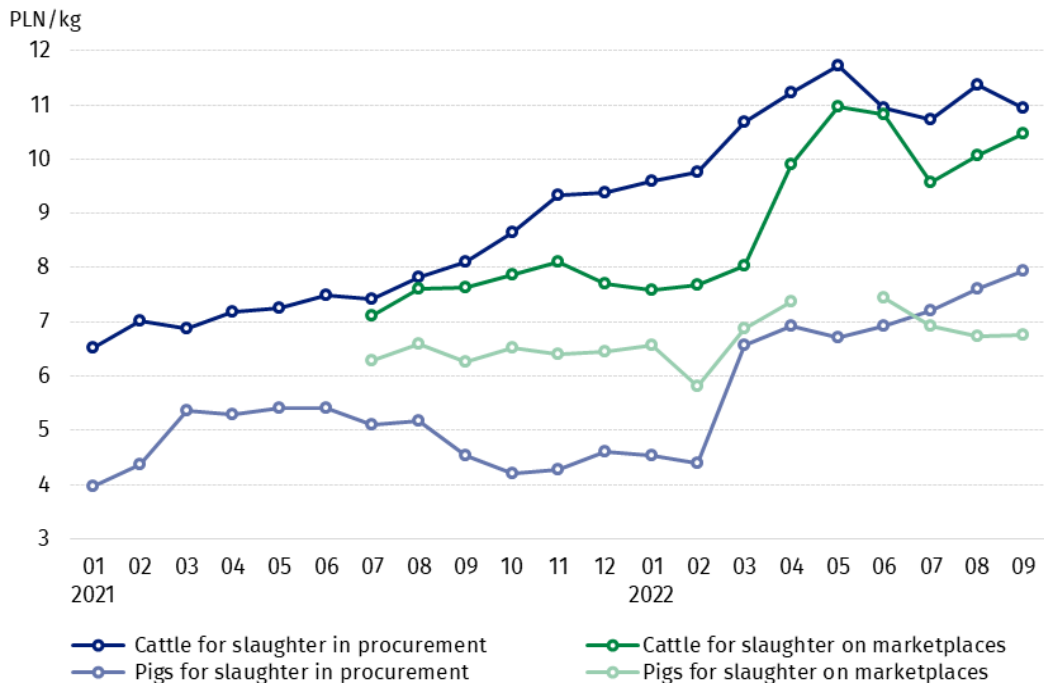
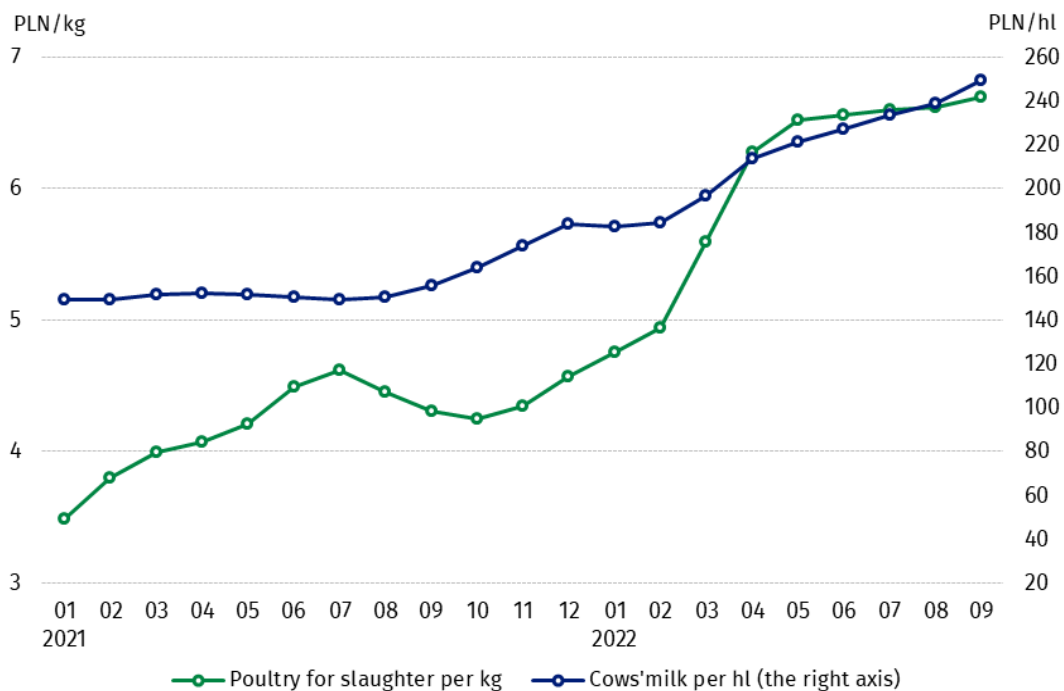


Chart 6. Procurement prices of poultry for slaughter and cows' milk



The differentiation of the level of prices of basic agricultural products in particular voivodships is presented in Table 2 for procurement prices and in Table 3 for prices obtained by farmers on marketplaces (Excel sheet).

In case of quoting Statistics Poland data, please provide information: "Source of data: Statistics Poland", and in case of publishing calculations made on data published by Statistics Poland, please include the following disclaimer: "Own study based on figures from Statistics Poland".

Prepared by:
Trade and Services Department

Director Ewa Adach-Stankiewicz
Phone: (+48 22) 608 31 24

Press Office

Phone: (+48 22) 608 38 04

e-mail: obslugaprasowa@stat.gov.pl

Issued by:
**The Spokesperson for the President
of Statistics Poland**

Karolina Banaszek
Phone: (+48) 695 255 011

-  www.stat.gov.pl/en/
-  [@StatPoland](https://twitter.com/StatPoland)
-  [@GlownyUrzadStatystyczny](https://www.facebook.com/GlownyUrzadStatystyczny)
-  [gus_stat](https://www.instagram.com/gus_stat)
-  [glownyurządstatystycznygus](https://www.youtube.com/glownyurządstatystycznygus)
-  [glownyurządstatystyczny](https://www.linkedin.com/company/glownyurządstatystyczny)

Related information

[Socio-economic situation of the country in 2022](#)

[Procurement and prices of agricultural products in 2021](#)

[Prices in the national economy in 2020](#)

Data available in databases

[BDL - Prices in agriculture \(monthly and annual data\)](#)

[DBW - Prices in agriculture \(monthly and annual data\)](#)

Terms used in official statistics

[Procurement of agricultural products](#)

[Procurement prices](#)

[Marketplace](#)

[Marketplace prices](#)