

# Prices of agricultural products in July 2022

22.08.2022

**↑ 51.6%**

an increase in procurement prices of basic agricultural products in comparison with July 2021

Procurement prices of basic agricultural products<sup>1</sup> increased in July 2022 in comparison with the previous month (by 1.0%) as well as while compared to the corresponding month of the previous year (by 51.6%).

Chart 1. Changes in procurement prices of basic agricultural products in relation to the previous month



In July 2022 compared to June 2022 procurement prices of pigs for slaughter, poultry and cows' milk increased

Chart 2. Changes in procurement prices of basic agricultural products in relation to the corresponding month of the previous year



Procurement prices of all basic agricultural products in July 2022 were much higher than a year ago

<sup>1</sup> Wheat, rye, cattle for slaughter, pigs for slaughter, poultry, cows' milk

## Procurement prices and marketplace prices received by farmers

In July 2022 compared to the previous month, both in procurement and on marketplaces, prices of cereal, potatoes and cattle for slaughter decreased. However, procurement prices of pigs for slaughter, poultry and cows' milk were higher than in June this year.

In comparison with the corresponding month of the previous year, in July 2022, much higher growth in procurement prices and marketplaces prices of all agricultural products was recorded. The prices of cereal and cows' milk in procurement increased the most.

**Table 1. Prices of agricultural products (excluding VAT) in July 2022**

Specification	Procurement prices			Marketplaces prices		
	07 2022			07 2022		
	in zloty	06 2022=100	07 2021=100	in zloty <sup>a</sup>	06 2022=100	07 2021=100
<b>Cereal grain<sup>2</sup> – per 1 dt</b>						
Wheat	155.68	93.4	181.7	174.33	97.1	164.7
Rye	126.99	92.5	183.5	130.03	97.9	170.0
Barley	125.02	88.9	178.4	152.29	96.6	165.4
Triticale	135.09	89.6	180.7	149.88	99.0	174.0
Oat	110.31	94.8	172.1	128.73	98.1	171.3
Maize	136.10	98.8	134.5	172.68	99.9	149.8
<b>Potatoes<sup>3</sup> – per 1 dt</b>	82.50	87.9	106.9	138.94	90.7	134.7
<b>Animals for slaughter – per kg</b>						
Cattle (excl. calves) <sup>4</sup>	10.74	98.2	144.9	9.58	88.5	134.9
of which young cattle	10.79	98.3	142.9	10.05	89.7	136.7
Pigs	7.21	104.1	141.4	6.93	93.1	110.4
Poultry	6.60	100.7	143.0	.	.	.
<b>Cows' milk – per 1 hl</b>	233.67	102.9	156.4	.	.	.

a – No data.

Data on procurement prices were calculated on the basis of information on value and quantity of procurement by legal persons and independent organizational entities without legal personality (without natural persons). Indices of procurement prices and prices received by farmers on marketplaces were calculated on the basis of absolute data expressed with more precision than in the tables.

<sup>2</sup> Procurement prices – excluding sowing seed.

<sup>3</sup> Procurement prices – total (of which: edible early kinds, seeds, edible late, industrial, of which starch). Marketplaces prices – edible excluding early kinds.

<sup>4</sup> Marketplaces prices – average weighted price of cattle for slaughter calculated with the adoption of the structure of procurement quantity of young cattle and cows for slaughter.

### Prices of major agricultural products in July 2022

In July 2022 procurement prices of **wheat** (155.68 PLN per dt) decreased as related to the previous month (by 6.6%), but it was higher than a year ago (by 81.7%). On marketplaces, 174.33 PLN was paid per 1 dt of wheat, i.e. by 2.9% less than in June this year, while by 64.7% more than in July last year.

The price of **rye** in procurement amounted to 126.99 PLN per dt, and was lower by 7.5% than in June this year, while higher by 83.5% than a year ago. In marketplace transactions, rye prices (130.03 PLN per dt) decreased compared to the previous month (by 2.1%), but increased in comparison with the corresponding period of the previous year (by 70.0%).

In July 2022 the price of **potatoes** in procurement (82.50 PLN per dt) was decreased by 12.1% compared to June this year, but it was increased by 6.9% in an annual terms. On marketplaces, 138.94 PLN was paid per 1 dt of potatoes, i.e. by 9.3% less than in the previous month, but by 34.7% more than a year ago.

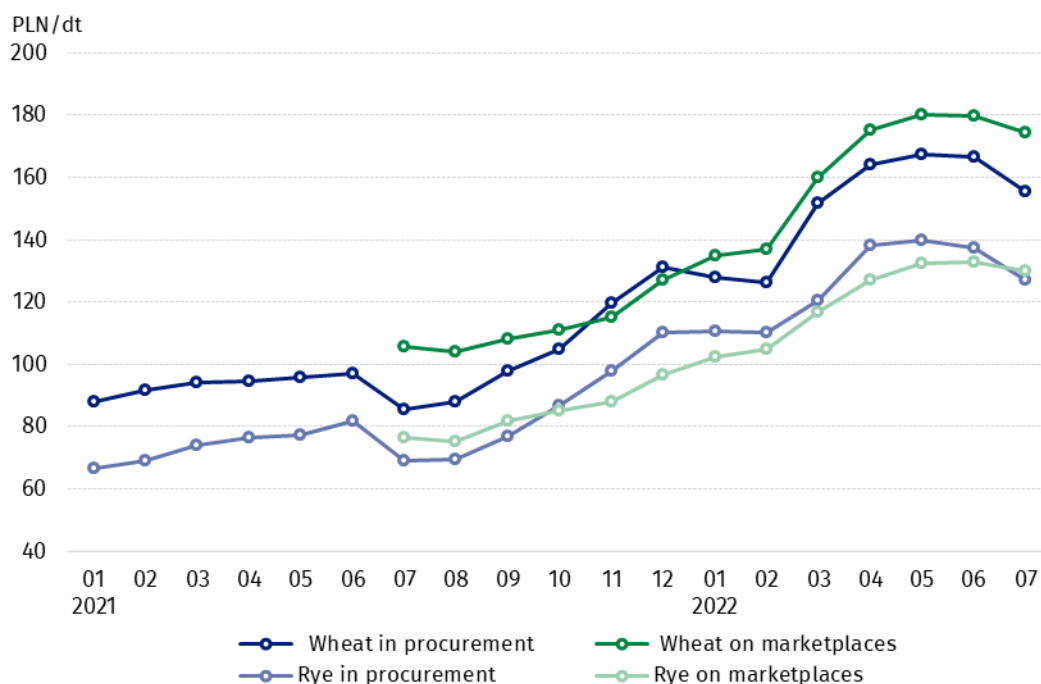
The procurement price of **cattle for slaughter** (10.74 PLN per kg) decreased by 1.8% as related to the previous month, but increased by 44.9% than a year ago. On marketplaces 9.58 PLN per kg was paid for cattle for slaughter, i.e. by 11.5% less than in June this year, while more than in July 2021 by 34.9%.

In July 2022 the price of **pigs for slaughter** in procurement amounted to 7.21 PLN per kg and was higher in comparison with the previous month as well as in relation to the corresponding period of the last year - respectively by 4.1% and by 41.4%. On marketplaces, 6.93 PLN was paid per 1 kg of this livestock, i.e. by 6.9% less than in June this year, but by 10.4% more than in July 2021.

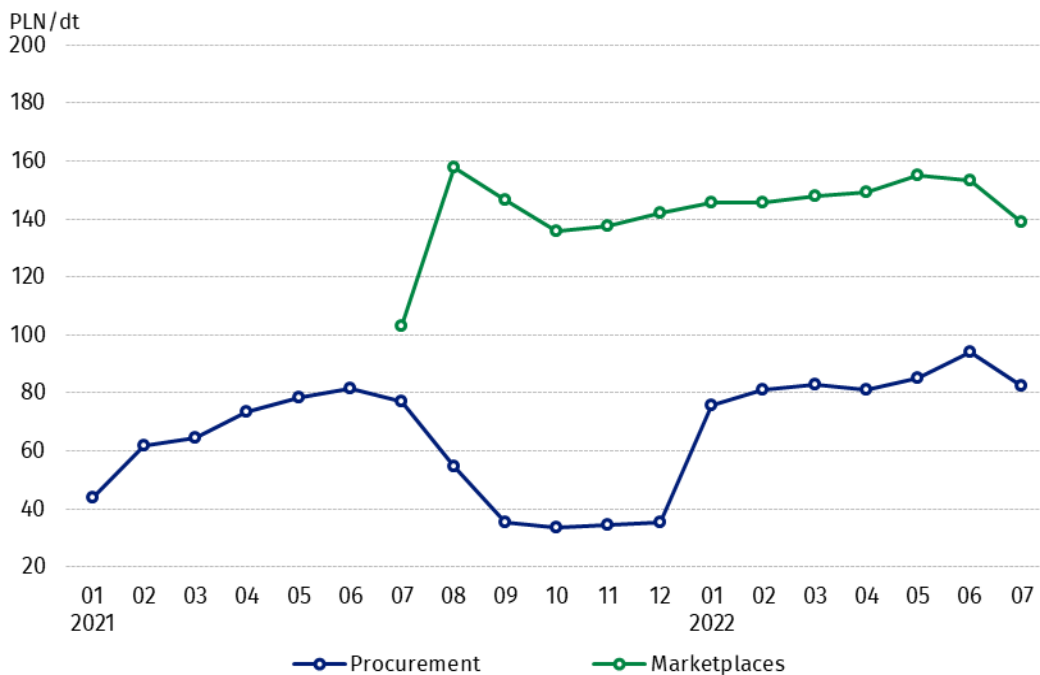
The procurement price of **poultry for slaughter** (6.60 PLN per kg) increased in relation to the previous month (by 0.7%), as well as in comparison with July last year (by 43.0%).

233.67 PLN was paid in procurement per 1 hl of **cows' milk**, i.e. by 2.9% more than in June 2022 and by 56.4% more than a year ago.

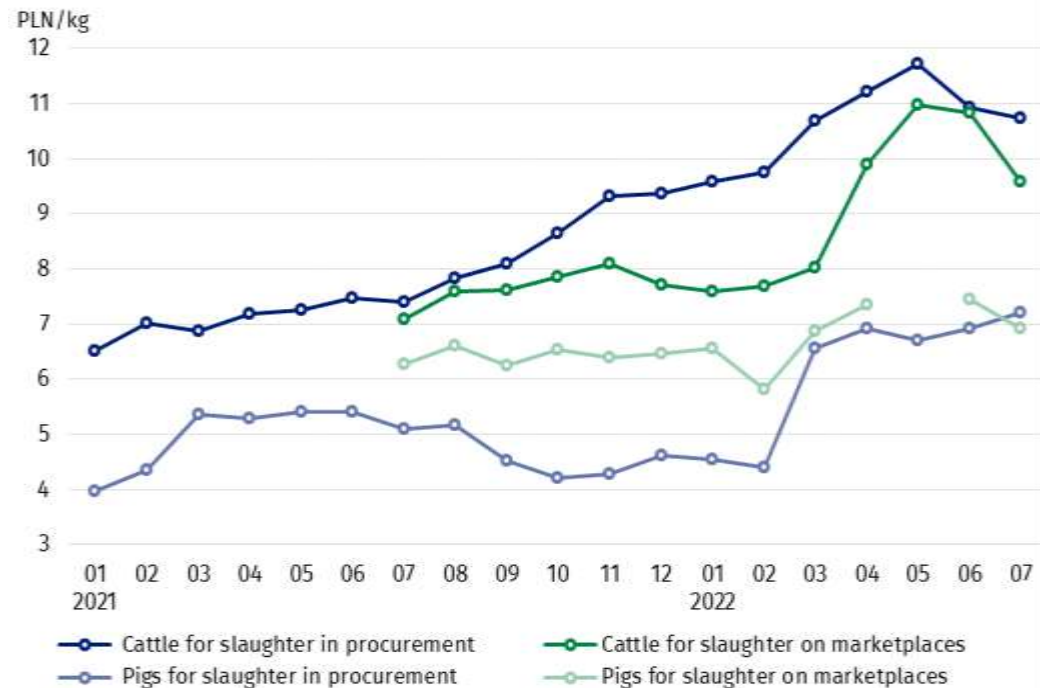
**Chart 3. Procurement and marketplaces prices of wheat and rye**



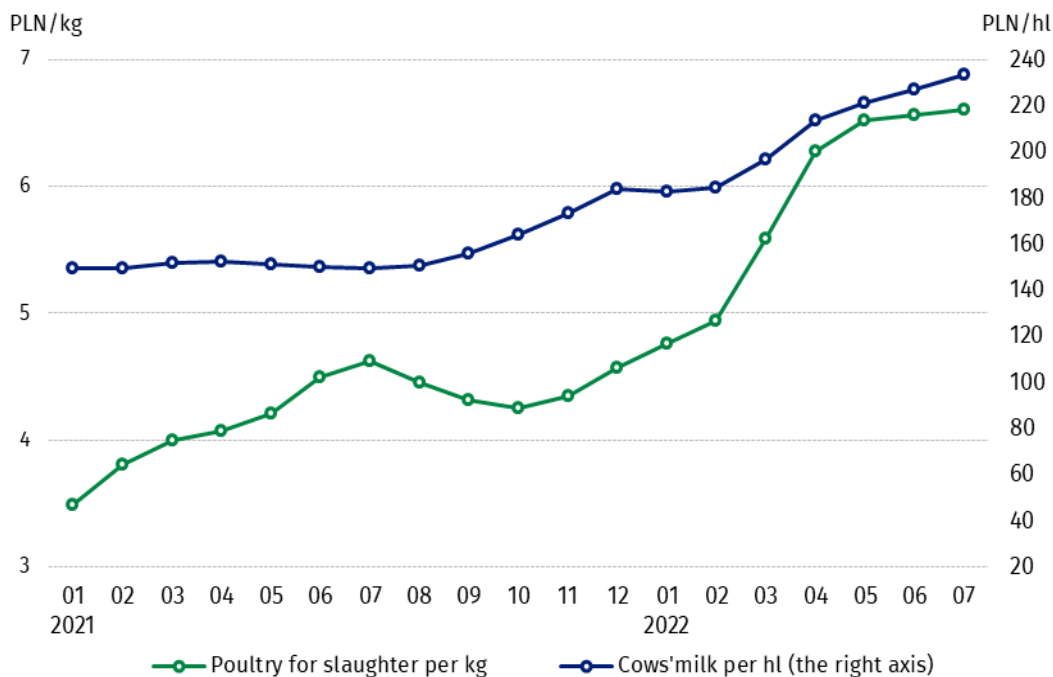
**Chart 4. Procurement and marketplaces prices of potatoes**



**Chart 5. Procurement and marketplaces prices of cattle for slaughter and pigs for slaughter**



**Chart 6. Procurement prices of poultry for slaughter and cows' milk**



The differentiation of the level of prices of basic agricultural products in particular voivodships is presented in Table 2 for procurement prices and in Table 3 for prices obtained by farmers on marketplaces (Excel sheet).

In case of quoting Statistics Poland data, please provide information: "Source of data: Statistics Poland", and in case of publishing calculations made on data published by Statistics Poland, please include the following disclaimer: "Own study based on figures from Statistics Poland".

Prepared by:  
**Trade and Services Department**

**Director Ewa Adach-Stankiewicz**  
Phone: (+48 22) 608 31 24

**Press Office**

Phone: (+48 22) 608 38 04

**e-mail: [obslugaprasowa@stat.gov.pl](mailto:obslugaprasowa@stat.gov.pl)**

Issued by:  
**The Spokesperson for the President  
of Statistics Poland**

**Karolina Banaszek**  
Phone: (+48) 695 255 011

-  [www.stat.gov.pl/en/](http://www.stat.gov.pl/en/)
-  [@StatPoland](https://twitter.com/StatPoland)
-  [@GlownyUrzadStatystyczny](https://www.facebook.com/GlownyUrzadStatystyczny)
-  [gus\\_stat](https://www.instagram.com/gus_stat)
-  [glownyurządstatystycznygus](https://www.youtube.com/glownyurządstatystycznygus)
-  [glownyurządstatystyczny](https://www.linkedin.com/company/glownyurządstatystyczny)

**Related information**

[Socio-economic situation of the country in 2022](#)

[Procurement and prices of agricultural products in 2021](#)

[Prices in the national economy in 2020](#)

**Data available in databases**

[BDL - Prices in agriculture \(monthly and annual data\)](#)

[DBW - Prices in agriculture \(monthly and annual data\)](#)

**Terms used in official statistics**

[Procurement of agricultural products](#)

[Procurement prices](#)

[Marketplace](#)

[Marketplace prices](#)