

Prices of agricultural products in October 2021

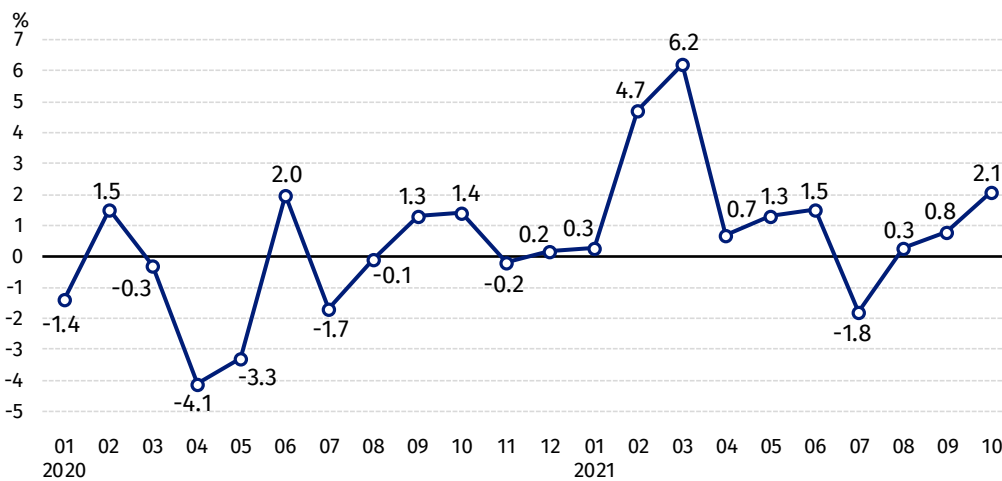
22.11.2021

↑ 15.6%

an increase in procurement prices of basic agricultural products in comparison with October 2020

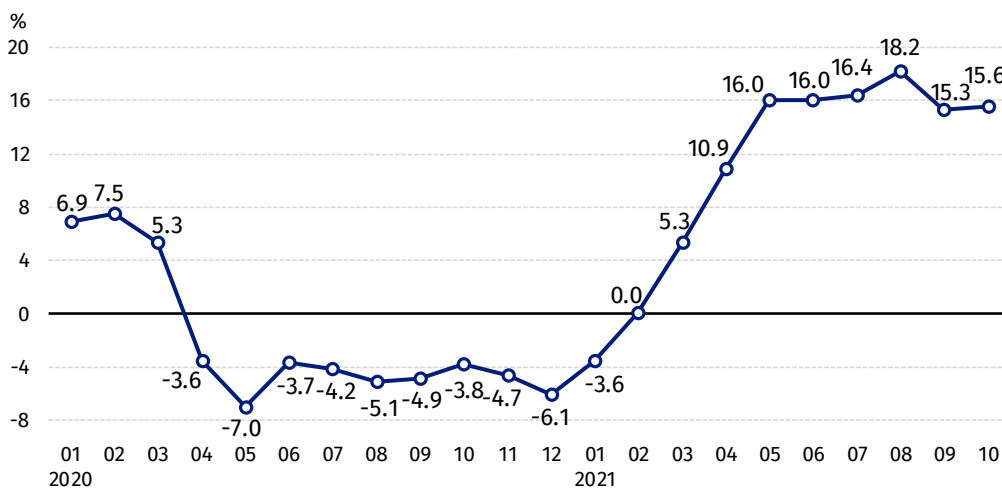
Procurement prices of basic agricultural products¹ increased in October 2021 in comparison with the previous month (by 2.1%) as well as while compared to the corresponding month of last year (by 15.6%).

Chart 1. Changes in procurement prices of basic agricultural products in relation to the previous month



In October 2021 in relation to September 2021 higher procurement prices of basic agricultural products except pigs for slaughter and poultry prices were recorded

Chart 2. Changes in procurement prices of basic agricultural products in relation to the previous year



Procurement prices of basic agricultural products, except pigs for slaughter, in October 2021 were higher than those recorded in October 2020

¹ Wheat, rye, cattle for slaughter, pigs for slaughter, poultry, cows' milk

Procurement prices and marketplace prices received by farmers

In October 2021 compared to September this year, procurement prices and marketplaces prices of most agricultural products increased. The prices of pigs for slaughter and poultry were lower in procurement and the prices of maize and potatoes on both markets.

Compared to the corresponding month of the previous year, in October 2021, both in procurement and on marketplaces the prices of agricultural products were higher except pigs for slaughter in procurement.

Table 1. Prices of agricultural products (excluding VAT) in October 2021

SPECIFICATION	Procurement prices			Marketplaces prices		
	10 2021			10 2021		
	in zloty	09 2021=100	10 2020=100	in zloty	09 2021=100	10 2020=100
Cereal grain² – per 1 dt						
Wheat	104.69	107.1	137.0	111.21	102.8	131.4
Rye	86.84	112.8	144.2	85.25	104.0	129.3
Barley	87.97	107.2	132.5	97.80	103.2	125.7
Triticale	92.97	110.6	146.3	93.63	102.9	126.9
Oat	67.12	106.8	119.7	79.44	100.6	117.1
Maize	68.75	70.1	135.1	120.13	99.4	112.6
Potatoes³ – per 1 dt	33.38	94.8	107.7	135.67	92.7	127.8
Animals for slaughter⁴ – per kg						
Cattle (excluding calves)	8.64	106.6	134.1	7.86	103.0	112.1
of which young cattle	8.84	106.8	133.7	8.23	103.1	112.1
Pigs	4.20	92.8	93.2	6.53	104.5	123.7
Poultry	4.25	98.8	122.3	.	.	.
Cows' milk – per 1 hl	163.78	105.2	113.3	.	.	.

Data on procurement prices were calculated on the basis of information on value and quantity of procurement by legal persons and independent organizational entities without legal personality (without natural persons). Indices of procurement prices and prices received by farmers on marketplaces were calculated on the basis of absolute data expressed with more precision than in the tables.

Prices of major agricultural products in October 2021

In October 2021 procurement prices of **wheat** (104.69 PLN per dt) increased both in relation to the previous month (by 7.1%), and in an annual terms (by 37.0%). On marketplaces, 111.21 PLN was paid for 1 dt of wheat, i.e. by 2.8% more than in September this year and by 31.4% more than a year ago.

The price of **rye** in procurement amounted to 86.84 PLN per dt, i.e. and was higher compared to the previous month (by 12.8%), as well as in comparison with the corresponding period of last year (by 44.2%). In marketplace transactions, rye prices (85.25 PLN per dt) increased by 4.0% in relation to September this year and by 29.3% in an annual terms.

In October 2021 procurement price of **potatoes** dropped to 33.38 PLN per dt and was lower on a monthly basis by 5.2%, while higher in an annual terms by 7.7%. On marketplaces, 135.67 PLN was paid per 1 dt of potatoes, i.e. by 7.3% less than in September this year, but by 27.8% more compared to October 2020.

² Procurement prices – excluding sowing seed.

³ Marketplaces prices – edible excluding early kinds.

⁴ Marketplaces prices – average weighted price of cattle for slaughter calculated with the adoption of the structure of procurement quantity of young cattle and cows for slaughter.

The procurement price of **cattle for slaughter** (8.64 PLN per kg) increased as related to the previous month, as well as in comparison with October 2020 - respectively by 6.6% and by 34.1%. On marketplaces 7.86 PLN per kg was paid for cattle for slaughter, i.e. by 3.0% more than in September this year and by 12.1% more compared to the corresponding period of the previous year.

In October 2021 the price of **pigs for slaughter** in procurement amounted 4.20 PLN per kg and was lower in comparison with the previous month – by 7.2%, and in an annual terms – by 6.8%. On marketplaces, 6.53 PLN was paid for 1 kg of this livestock, i.e. by 4.5% more than in September this year, and by 23,7% more than a year ago.

Procurement prices of **poultry for slaughter** (4.25 PLN per kg) decreased in relation to the previous month (by 1.2%), however it was higher than in October 2020 (by 22.3%).

163.78 PLN was paid in procurement for 1 hl of cows' **milk**, i.e. by 5.2% more than in September this year and by 13.3% more than a year ago.

Chart 3. Procurement and marketplaces prices of wheat and rye

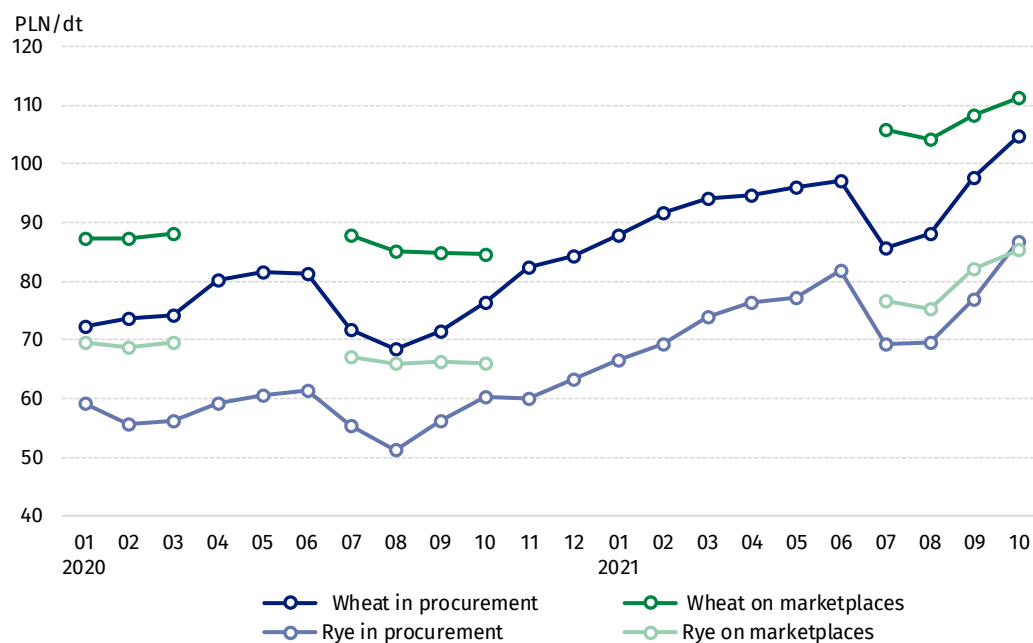


Chart 4. Procurement and marketplaces prices of potatoes

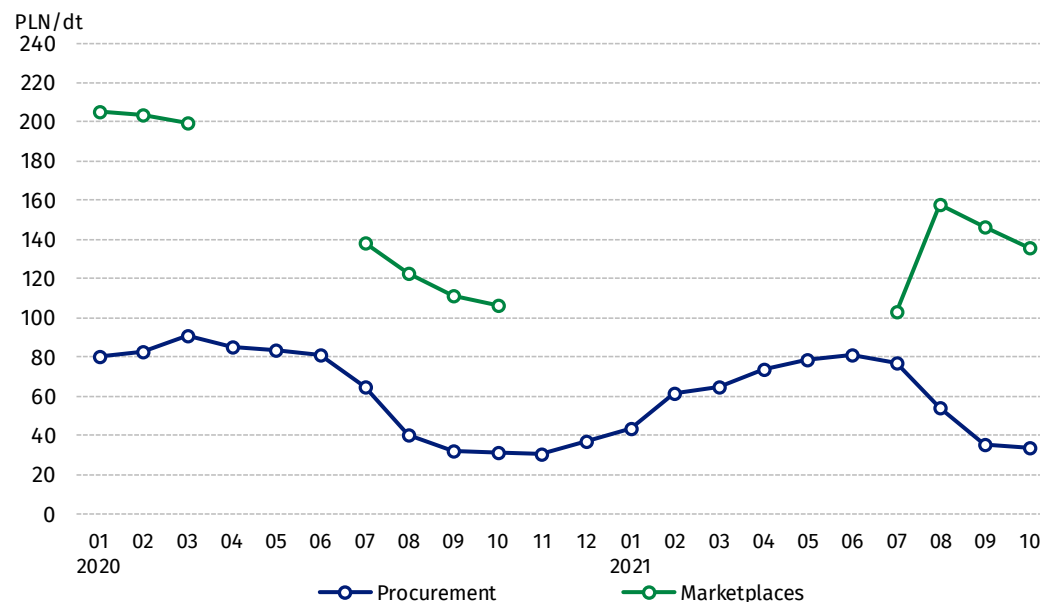


Chart 5. Procurement and marketplaces prices of cattle for slaughter and pigs for slaughter

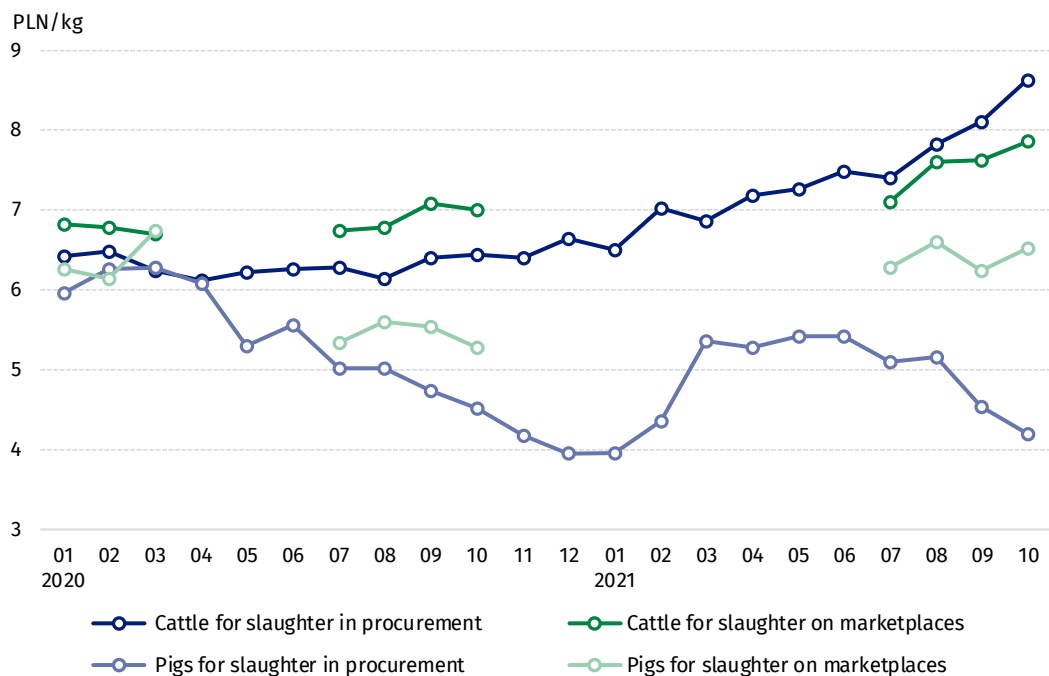
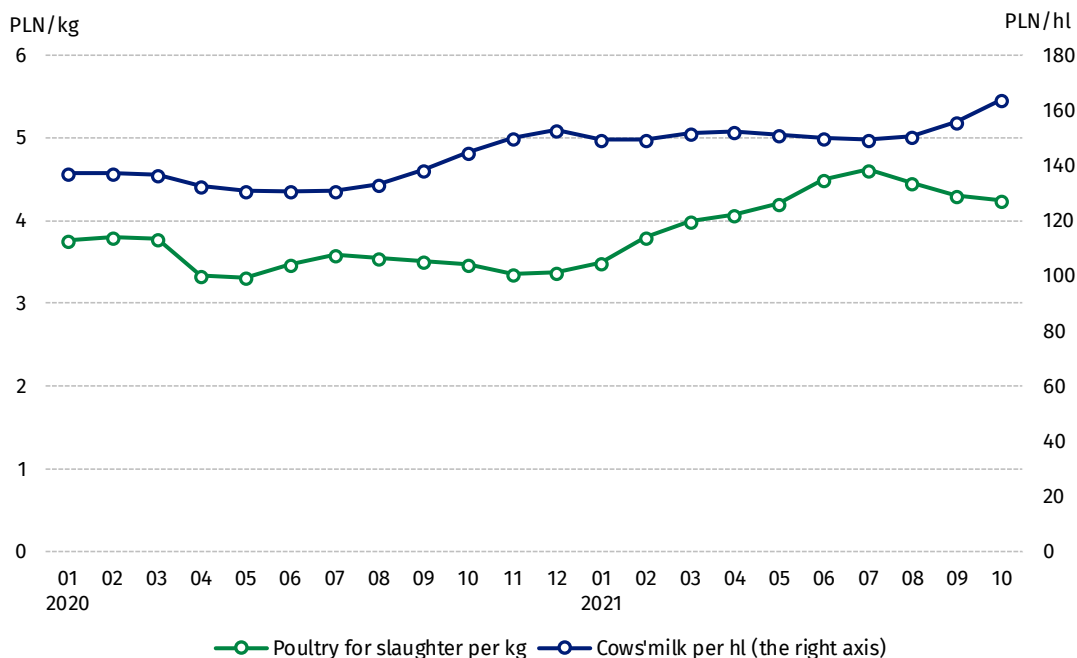


Chart 6. Procurement prices of poultry for slaughter and cows' milk



The differentiation of the level of prices of basic agricultural products in particular voivodships is presented in Table 2 for procurement prices and in Table 3 for prices obtained by farmers on marketplaces (Excel sheet). Due to the epidemiological situation (the threat of COVID-19 disease), it was not possible to obtain data on marketplace prices of agricultural products in some months of 2020 and 2021.

In case of quoting Statistics Poland data, please provide information: "Source of data: Statistics Poland", and in case of publishing calculations made on data published by Statistics Poland, please include the following disclaimer: "Own study based on figures from Statistics Poland".

Prepared by:

**Trade and Services Department
Director Ewa Adach-Stankiewicz**

Office: tel. (+48 22) 608 30 67

Issued by:

**The Spokesperson for the President
Of Statistics Poland**

Karolina Banaszek

Mobile: (+48) 695 255 011

Press Office

Office: Tel. +48 22) 608 34 91. 22 608 38 04

e-mail: obslugaprasowa@stat.gov.pl



www.stat.gov.pl/en/



[@StatPoland](https://twitter.com/StatPoland)



[@GlownyUrzadStatystyczny](https://www.facebook.com/GlownyUrzadStatystyczny)

Related information

[Socio-economic situation of the country in 2021](#)

[Procurement and prices of agricultural products in 2020](#)

[Prices in the national economy in 2019](#)

Data available in databases

[BDL - Prices in agriculture \(monthly and annual data\)](#)

[DBW - Prices in agriculture \(monthly and annual data\)](#)

Terms used in official statistics

[Procurement of agricultural products](#)

[Procurement prices](#)

[Marketplace](#)

[Marketplace prices](#)