

Prices of agricultural products in June 2021

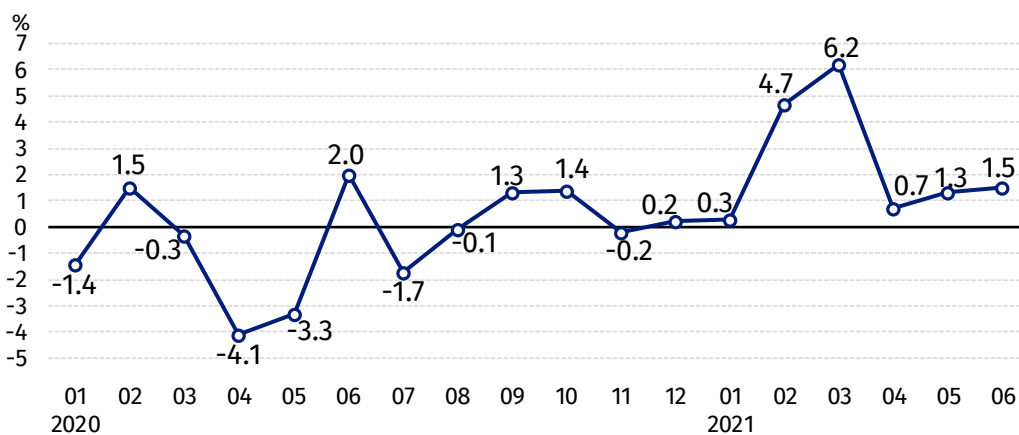
20.07.2021

↑ 16.0%

an increase in procurement prices of basic agricultural products in comparison with June 2020

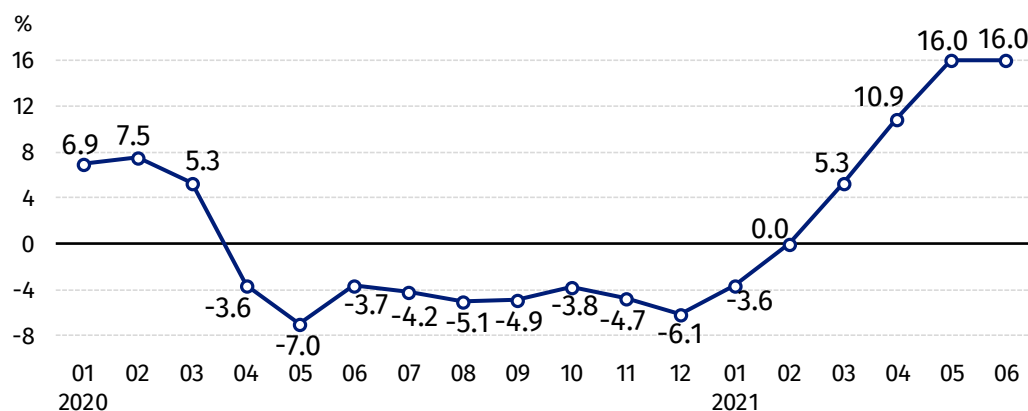
Procurement prices of basic agricultural products¹ increased in June 2021 both in comparison with the previous month (by 1.5%) as well as compared to the corresponding month of last year (by 16.0%).

Chart 1. Changes in procurement prices of basic agricultural products in relation to the previous month



In June 2021 the procurement prices of most basic agricultural products were higher than a month ago

Chart 2. Changes in procurement prices of basic agricultural products in relation to the corresponding month of the previous year



Procurement prices of basic agricultural products except pigs for slaughter prices, in June 2021 were higher than those recorded in June 2020

Procurement prices

In June 2021 prices of agricultural products, except cows' milk, were higher than in May 2021.

¹ Wheat, rye, cattle for slaughter, pigs for slaughter, poultry, cows' milk

The prices of most agricultural products were also higher in June 2021 in comparison with the corresponding month of the last year. However, oats and pigs for slaughter were cheaper than last year.

Table 1. Prices of agricultural products (excluding VAT) in June 2021

SPECIFICATION	Procurement prices			Marketplaces prices ^a		
	06 2021			06 2021		
	in zloty	05 2021=100	06 2020=100	in zloty	05 2021=100	06 2020=100
Cereal grain² – per 1 dt						
Wheat	97.03	101.1	119.4	.	.	.
Rye	81.77	105.9	133.2	.	.	.
Barley	86.50	102.8	125.9	.	.	.
Triticale	89.32	104.8	130.1	.	.	.
Oat	60.67	100.0	95.2	.	.	.
Maize	97.96	104.7	131.7	.	.	.
Potatoes – per 1 dt	81.47	103.7	100.4	.	.	.
Animals for slaughter – per kg						
Cattle (excluding calves)	7.48	103.1	119.3	.	.	.
of which young cattle	7.60	103.2	119.2	.	.	.
Pigs	5.42	100.0	97.4	.	.	.
Poultry	4.49	106.8	129.4	.	.	.
Cows' milk – per 1 hl	150.22	99.2	115.0	.	.	.

a – No data; due to the epidemiological situation (the state of danger of COVID-19 disease), it was not possible to obtain data on prices of agricultural products on marketplaces.

Data on procurement prices were calculated on the basis of information on value and quantity of procurement by legal persons and independent organizational entities without legal personality (without natural persons). Indices of procurement prices were calculated on the basis of absolute data expressed with more precision than in the tables.

Procurement prices of major agricultural products

In June 2021 procurement prices of **wheat** (97.03 PLN per dt) were higher both in relation to the previous month (by 1.1%) and in an annual terms (by 19.4%).

For **Rye** in procurement was paid 81.77 PLN per dt, i.e. by 5.9% more than in May 2021, and also by 33.2% more than in June 2020.

In June 2021 the price of **potatoes** in procurement amounted to on average 81.47 PLN per dt and was higher both on a monthly basis – by 3.7% and in an annual terms – by 0.4%.

The price of **cattle for slaughter** was at the level of 7.48 PLN per kg and was higher in relation to the previous month by 3.1% and in comparison with June 2020 – by 19.3%.

In June 2021 the price of **pigs for slaughter** (5.42 PLN per kg) was similar to that recorded of the month ago, while on an annual basis decreased by 2.6%.

Procurement price of **poultry for slaughter** (4.49 PLN per kg) was higher both as related to the previous month (by 6.8%), and to June 2020 (by 29.4%).

In June 2021 150.22 PLN was paid per 1 hl of **cows' milk** in procurement i.e. by 0.8% less than in May 2021, but by 15.0% more than a year ago.

In June 2021, both as related to the previous month and to June 2020, the procurement prices of cereal grain (except oat) as well as of potatoes, of cattle for slaughter and of poultry increased

² Procurement prices – excluding sowing seed.

Chart 3. Procurement and marketplaces prices of wheat and rye

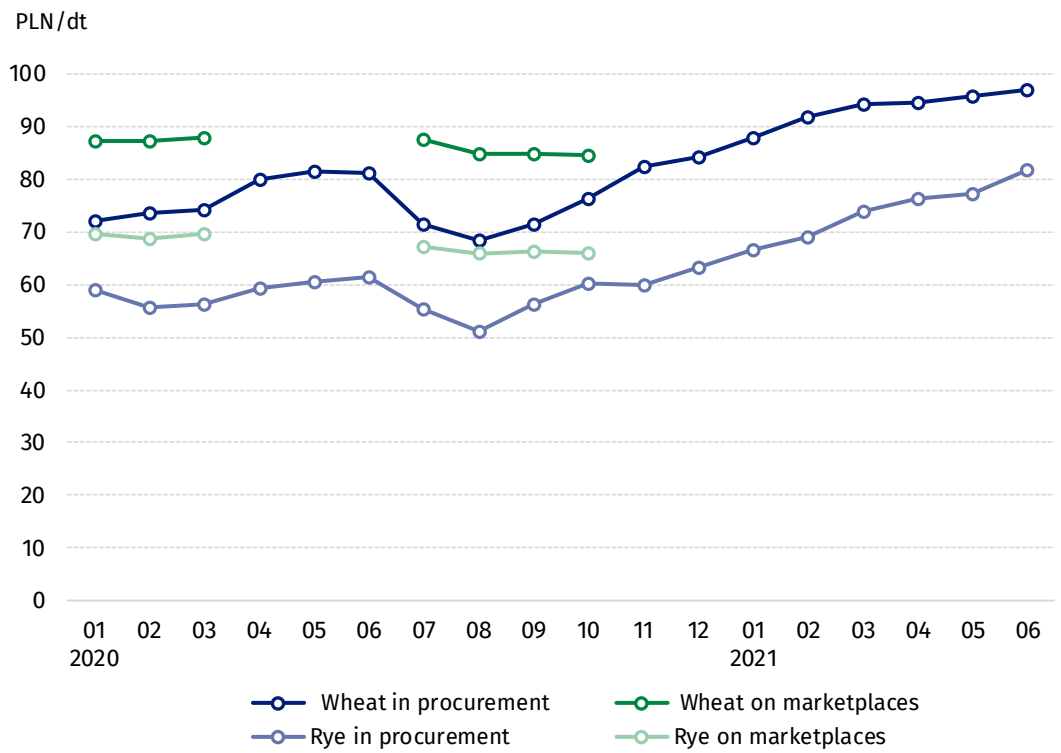


Chart 4. Procurement and marketplaces prices of potatoes

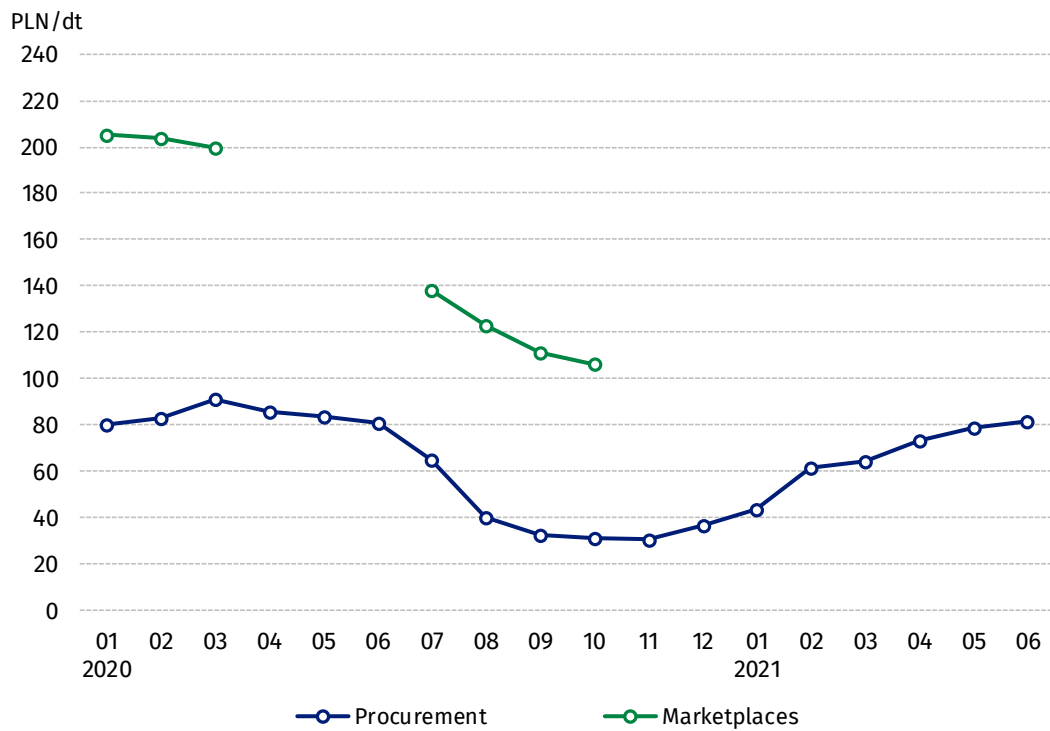


Chart 5. Procurement and marketplaces prices of cattle for slaughter and pigs for slaughter

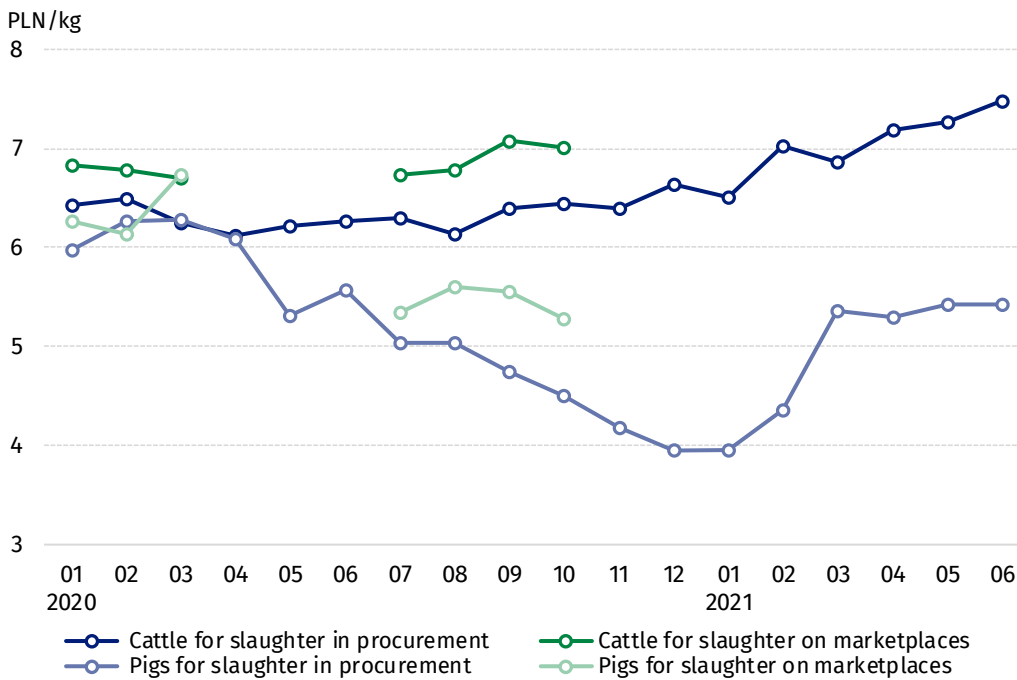
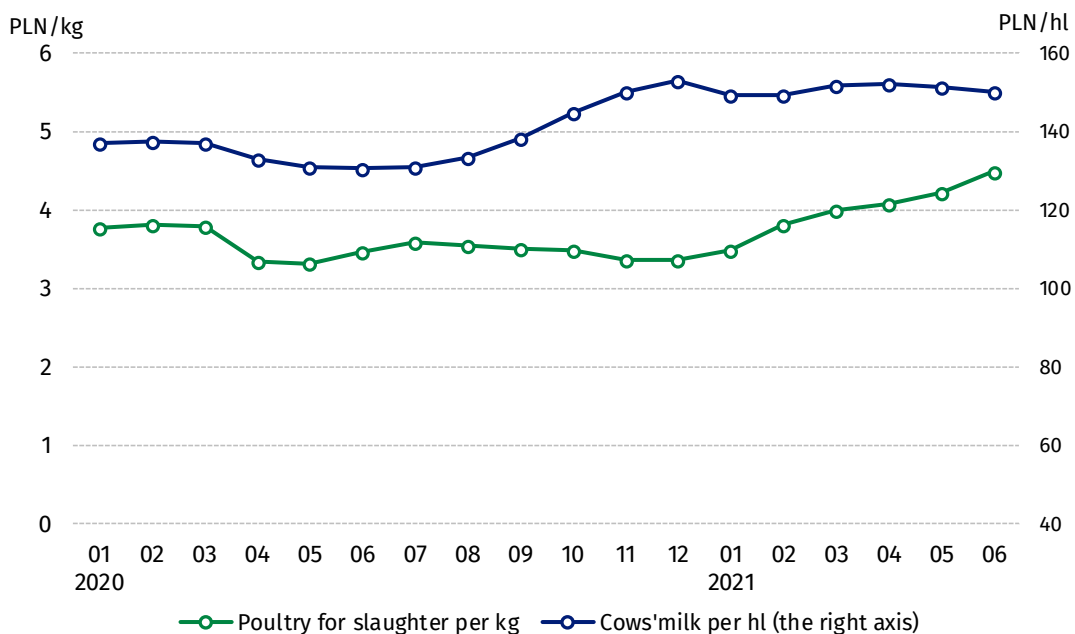


Chart 6. Procurement prices of poultry for slaughter and cows' milk



The differentiation of the level of procurement prices of basic agricultural products in particular voivodships is presented in Table 2. (Excel sheet).

In case of quoting Statistics Poland data, please provide information: "Source of data: Statistics Poland", and in case of publishing calculations made on data published by Statistics Poland, please include the following disclaimer: "Own study based on figures from Statistics Poland".

Prepared by:
Trade and Services Department
Director Ewa Adach-Stankiewicz
Office: tel. (+48 22) 608 30 67

Issued by:
The Spokesperson for the President
Of Statistics Poland
Karolina Banaszek
Mobile: (+48) 695 255 011

Press Office

Office: Tel. +48 22) 608 34 91. 22 608 38 04

e-mail: obslugaprasowa@stat.gov.pl



www.stat.gov.pl/en/



[@StatPoland](https://twitter.com/StatPoland)



[@GlownyUrzadStatystyczny](https://www.facebook.com/GlownyUrzadStatystyczny)

Related information

[Socio-economic situation of the country in 2021](#)

[Procurement and prices of agricultural products in 2020](#)

[Prices in the national economy in 2019](#)

Data available in databases

[BDL - Prices in agriculture \(monthly and annual data\)](#)

[DBW - Prices in agriculture \(monthly and annual data\)](#)

Terms used in official statistics

[Procurement of agricultural products](#)

[Procurement prices](#)

[Marketplace](#)

[Marketplace prices](#)