

# Prices of agricultural products in May 2021

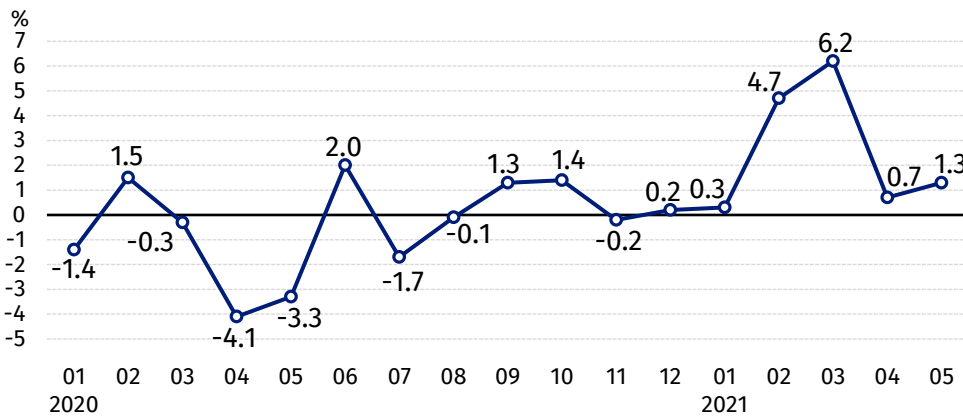
21.06.2021

**↑ 16.0%**

an increase in procurement prices of basic agricultural products in comparison with May 2020

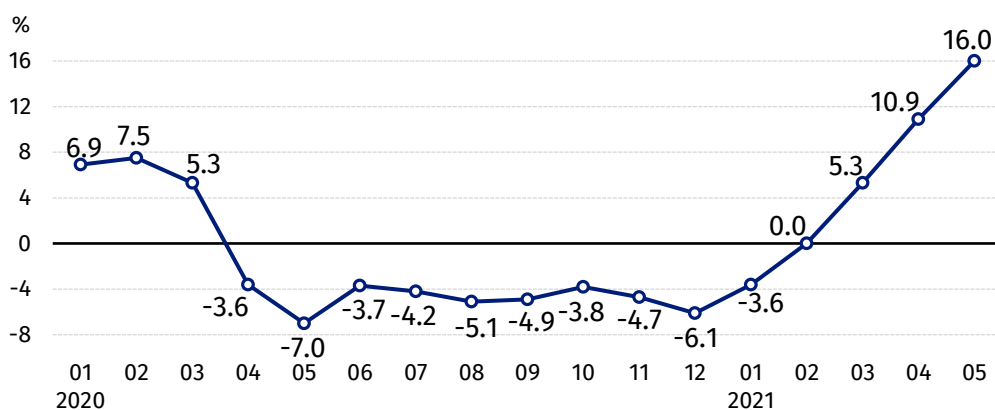
Procurement prices of basic agricultural products<sup>1</sup> increased in May 2021 both in comparison with the previous month (by 1.3%) as well as while compared to the corresponding month of last year (by 16.0%).

**Chart 1. Changes in procurement prices of basic agricultural products in relation to the previous month**



In May 2021 the procurement prices of most basic agricultural products were higher than a month ago

**Chart 2. Changes in procurement prices of basic agricultural products in relation to the corresponding month of the previous year**



Procurement prices of basic agricultural products in May 2021 were higher than those recorded in May 2020

## Procurement prices

In May 2021 compared to April 2021 the procurement prices of most agricultural products increased, except oats and cows' milk prices.

<sup>1</sup> Wheat, rye, cattle for slaughter, pigs for slaughter, poultry, cows' milk

The prices of most agricultural products were also higher in May 2021 in comparison with the corresponding month of the last year. However, oats and potatoes were cheaper than last year.

**Table 1. Prices of agricultural products (excluding VAT) in May 2021**

| SPECIFICATION                              | Procurement prices |             |             | Marketplaces prices <sup>a</sup> |             |             |
|--|--------------------|-------------|-------------|----------------------------------|-------------|-------------|
|  | 05 2021            |             |             | 05 2021                          |             |             |
|  | in zloty           | 04 2021=100 | 05 2020=100 | in zloty                         | 04 2021=100 | 05 2020=100 |
| <b>Cereal grain<sup>2</sup> – per 1 dt</b> |                    |             |             |                                  |             |             |
| Wheat                                      | 95.93              | 101.4       | 117.6       | .                                | .           | .           |
| Rye  | 77.18              | 101.0       | 127.2       | .                                | .           | .           |
| Barley                                     | 84.16              | 100.9       | 121.5       | .                                | .           | .           |
| Triticale                                  | 85.24              | 101.4       | 126.8       | .                                | .           | .           |
| Oat  | 60.69              | 96.8        | 94.3        | .                                | .           | .           |
| Maize                                      | 93.54              | 105.8       | 130.1       | .                                | .           | .           |
| <b>Potatoes – per 1 dt</b>                 | 78.55              | 106.9       | 94.3        | .                                | .           | .           |
| <b>Animals for slaughter – per kg</b>      |                    |             |             |                                  |             |             |
| Cattle (excluding calves)                  | 7.26               | 100.9       | 116.6       | .                                | .           | .           |
| of which young cattle                      | 7.36               | 100.9       | 116.4       | .                                | .           | .           |
| Pigs                                       | 5.42               | 102.5       | 102.0       | .                                | .           | .           |
| Poultry                                    | 4.21               | 103.3       | 127.0       | .                                | .           | .           |
| <b>Cows' milk – per 1 hl</b>               | 151.39             | 99.4        | 115.7       | .                                | .           | .           |

a – No data; due to the epidemiological situation (the state of danger of COVID-19 disease), it was not possible to obtain data on prices of agricultural products on marketplaces.

Data on procurement prices were calculated on the basis of information on value and quantity of procurement by legal persons and independent organizational entities without legal personality (without natural persons). Indices of procurement prices were calculated on the basis of absolute data expressed with more precision than in the tables.

### Procurement prices of major agricultural products

In May 2021 procurement prices of **wheat** (95.93 PLN per dt) were higher both in relation to the previous month (by 1.4%) and in an annual terms (by 17.6%).

For **Rye** in procurement was paid 77.18 PLN per dt, i.e. by 1.0% more than in April 2021, and also by 27.2% more than in May 2020.

In May 2021 the price of **potatoes** in procurement amounted to on average 78.55 PLN per dt and was by 6.9% higher than in April this year. However, its decrease in an annual terms - by 5.7%, recorded since April 2020, has been kept.

The price of **cattle for slaughter** was at the level of 7.26 PLN per kg and was higher both as related to the previous month and to May 2020 - respectively by 0.9% and by 16.6%.

In May 2021 price of **pigs for slaughter** (5.42 PLN per kg) increased both on a monthly basis - by 2.5%, and also on an annual basis (by 2.0%).

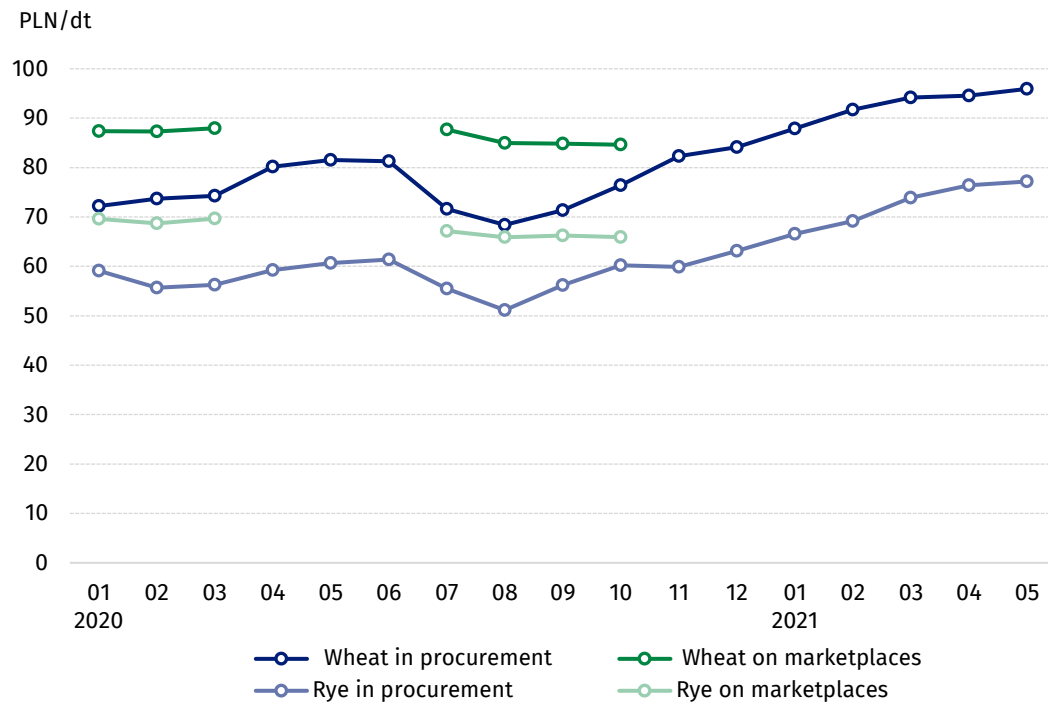
Procurement price of **poultry for slaughter** (4.21 PLN per kg) was higher both as related to the previous month (by 3.3%), and to May 2020 (by 27.0%).

In May 2021 151.39 PLN was paid per 1 hl of **cows' milk** in procurement i.e. by 0.6% less than in April 2021, but by 15.7% more than a year ago.

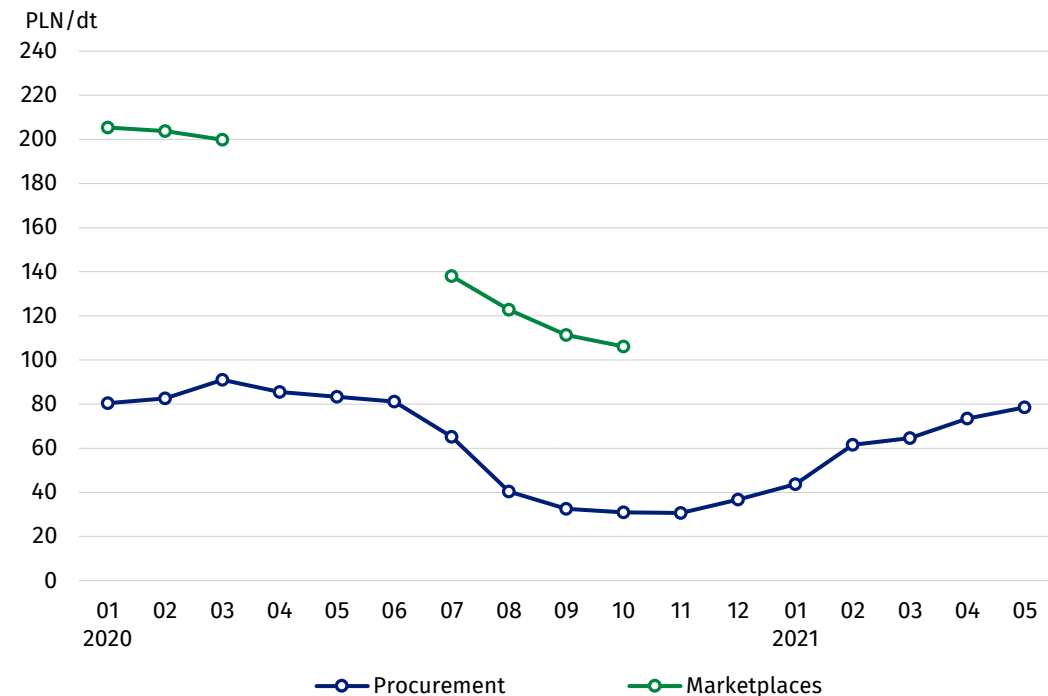
In May 2021, both as related to the previous month and to May 2020, the procurement prices of cereal grain (except oats) as well as of animals for slaughter increased

<sup>2</sup> Procurement prices – excluding sowing seed.

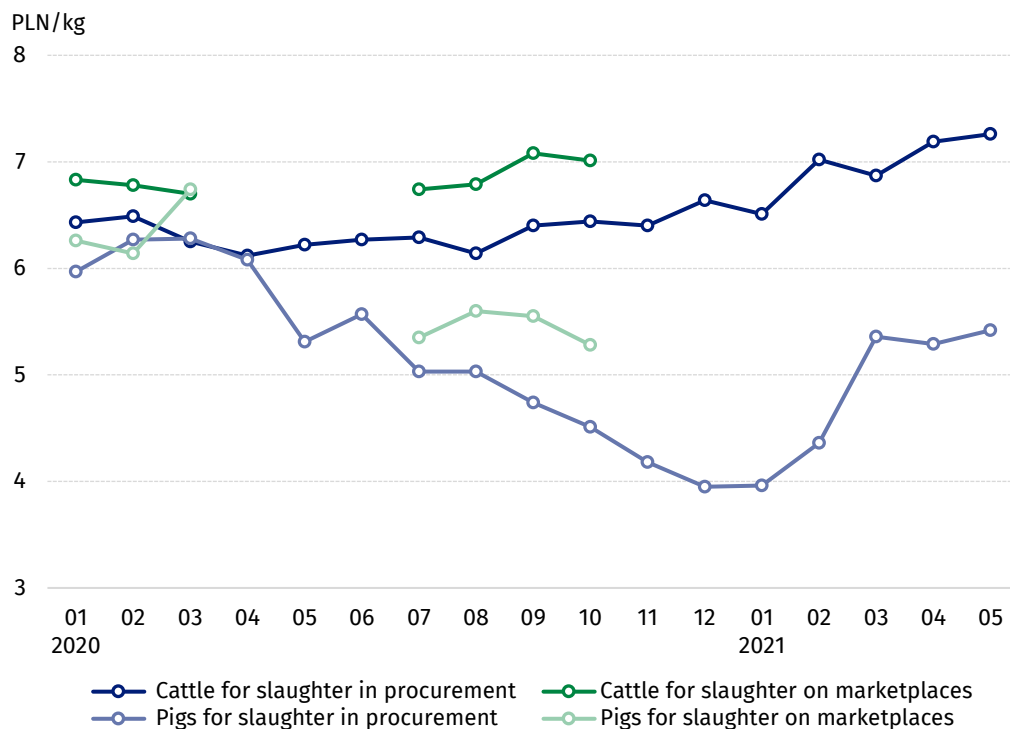
**Chart 3. Procurement and marketplaces prices of wheat and rye**



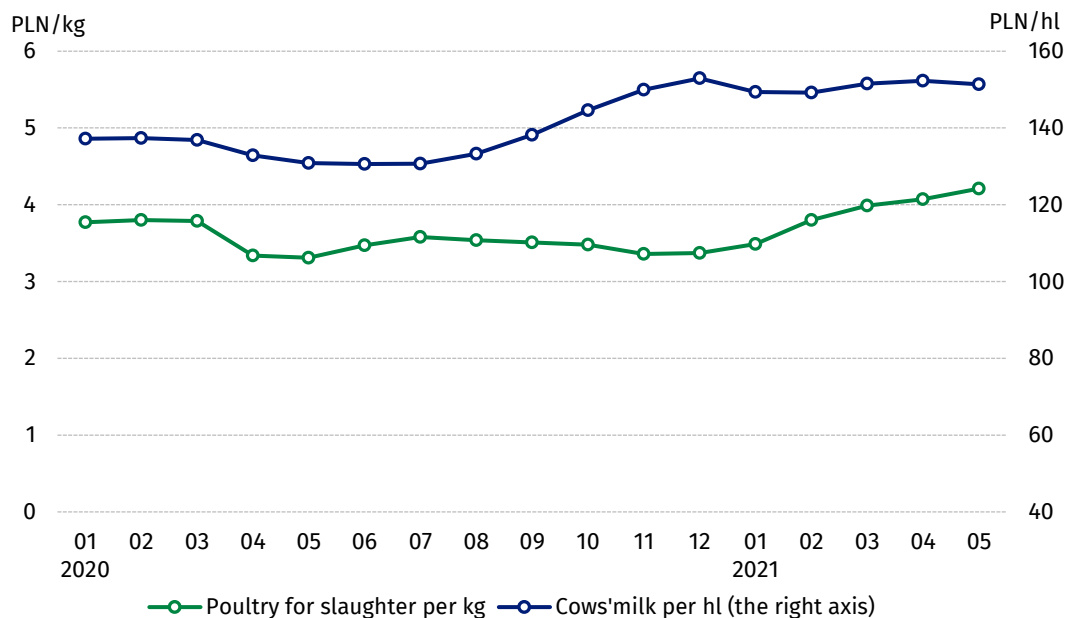
**Chart 4. Procurement and marketplaces prices of potatoes**



**Chart 5. Procurement and marketplaces prices of cattle for slaughter and pigs for slaughter**



**Chart 6. Procurement prices of poultry for slaughter and cows' milk**



The differentiation of the level of procurement prices of basic agricultural products in particular voivodships is presented in Table 2. (Excel sheet).

In case of quoting Statistics Poland data, please provide information: "Source of data: Statistics Poland", and in case of publishing calculations made on data published by Statistics Poland, please include the following disclaimer: "Own study based on figures from Statistics Poland".

Prepared by:

**Trade and Services Department**  
**Director Ewa Adach-Stankiewicz**

Office: tel. (+48 22) 608 30 67

Issued by:

**The Spokesperson for the President**  
**Of Statistics Poland**

**Karolina Banaszek**

Mobile: (+48) 695 255 011

#### **Press Office**

Office: tel. (+48 22) 608 34 91. 22 608 38 04

**e-mail: [obslugaprasowa@stat.gov.pl](mailto:obslugaprasowa@stat.gov.pl)**



[www.stat.gov.pl/en/](http://www.stat.gov.pl/en/)



[@StatPoland](https://twitter.com/StatPoland)



[@GlownyUrzadStatystyczny](https://www.facebook.com/GlownyUrzadStatystyczny)

#### **Related information**

[Socio-economic situation of the country in 2021](#)

[Procurement and prices of agricultural products in 2020](#)

[Prices in the national economy in 2019](#)

#### **Data available in databases**

[BDL - Prices in agriculture \(monthly and annual data\)](#)

[DBW - Prices in agriculture \(monthly and annual data\)](#)

#### **Terms used in official statistics**

[Procurement of agricultural products](#)

[Procurement prices](#)

[Marketplace](#)

[Marketplace prices](#)