

Prices of agricultural products in December 2020

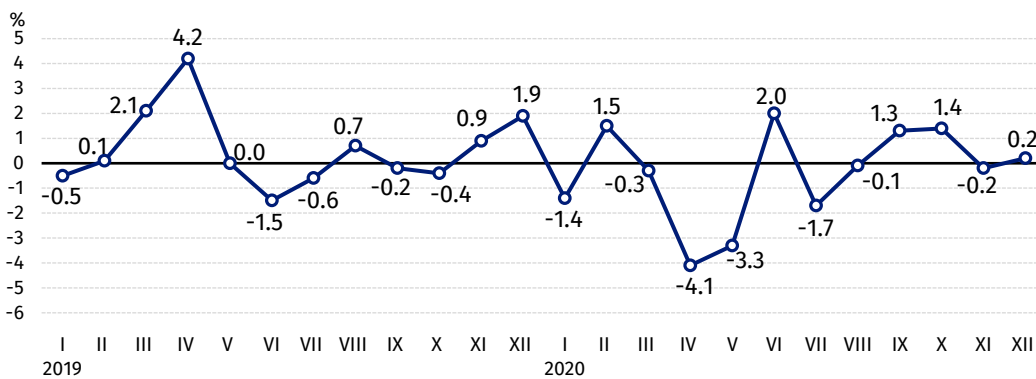
20.01.2021

↓ 6.1%

a decrease in procurement prices of basic agricultural products in comparison with December 2019

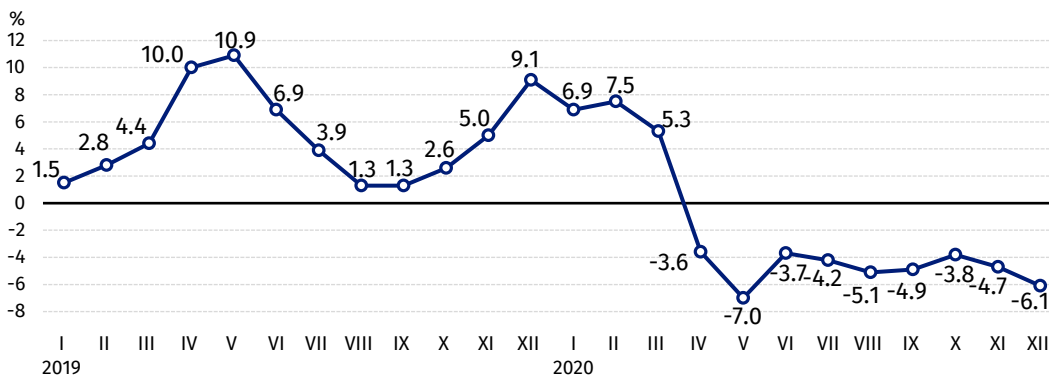
Procurement prices of basic agricultural products¹ increased in December 2020 in comparison with the previous month by 0.2%, but they were, however, lower compared to December 2019 - by 6.1%.

Chart 1. Changes in procurement prices of basic agricultural products in relation to the previous month



In December 2020 the procurement prices of most agricultural products were higher than in November 2020

Chart 2. Changes in procurement prices of basic agricultural products in relation to the corresponding month of the previous year



The fall in procurement prices of basic agricultural products in December 2020 compared to December 2019 was mainly related to pigs for slaughter and poultry prices

Procurement prices

In December 2020 compared to November 2020 the procurement prices of most agricultural products increased except oat prices and pigs for slaughter prices.

The prices of potatoes, pigs for slaughter and poultry in December 2020 were lower than in the corresponding month of the previous year.

¹ Wheat, rye, cattle for slaughter, pigs for slaughter, poultry, cows' milk

Table 1. Prices of agricultural products (excluding VAT) in December 2020

SPECIFICATION	Procurement prices			Marketplaces prices ^a		
	XII 2020			XII 2020		
	in zloty	XI 2020=100	XII 2019=100	in zloty	XI 2020=100	XII 2019=100
Cereal grain² – per 1 dt						
Wheat	84.15	102.2	121.4	.	.	.
Rye	63.16	105.5	108.9	.	.	.
Barley	67.54	101.7	102.7	.	.	.
Triticale	71.52	106.5	116.4	.	.	.
Oat	58.31	93.4	101.1	.	.	.
Maize	65.13	119.5	105.6	.	.	.
Potatoes – per 1 dt	36.73	119.8	68.5	.	.	.
Animals for slaughter – per kg						
Cattle (excluding calves)	6.64	103.7	104.5	.	.	.
of which young cattle	6.84	103.6	105.9	.	.	.
Pigs	3.95	94.5	63.2	.	.	.
Poultry	3.37	100.1	89.2	.	.	.
Cows' milk – per 1 hl	152.92	102.0	109.4	.	.	.

a – No data due to the valid decision to close the marketplaces because of the state of danger of COVID-19 disease, it was not possible to obtain data on prices of agricultural products on marketplaces.

Data on procurement prices were calculated on the basis of information on value and quantity of procurement by legal persons and independent organizational entities without legal personality (without natural persons). Indices of procurement prices were calculated on the basis of absolute data expressed with more precision than in the tables.

Procurement prices of major agricultural products

In December 2020 procurement prices of **wheat** (84.15 PLN per dt) were higher both in relation to the previous month (by 2.2%) and in an annual terms (by 21.4%).

For **Rye** in procurement was paid 63.16 PLN per dt, i.e. by 5.5% more than in November 2020, and also by 8.9% more than in December 2019.

In December 2020 the price of **potatoes** in procurement amounted to on average 36.73 PLN per dt. On a monthly basis the growth in prices by 19.8% was recorded and in annual terms the fall – by 31.5%.

The price of **cattle for slaughter** was at the level of 6.64 PLN per kg and was higher by 3.7% compared to November 2020, as well as to December 2019 - by 4.5%.

In December 2020 price of **pigs for slaughter** (3.95 PLN per kg) decreased on a monthly basis (by 5.5%) as well as on an annual basis (by 36.8%).

Procurement price of **poultry for slaughter** on a monthly basis increased by 0.1% to the level 3.37 PLN per kg but as related to December 2019 decreased by 10.8%.

In December 2020 152.92 PLN was paid per 1 hl of **cows' milk** in procurement i.e more in comparison with the previous month (by 2.0%) as well as with December 2019 (by 9.4%).

In December 2020 both as related to previous month and to December 2019 procurement prices of pigs for slaughter decreased

² Procurement prices – excluding sowing seed.

Chart 3. Procurement and marketplaces prices of wheat and rye

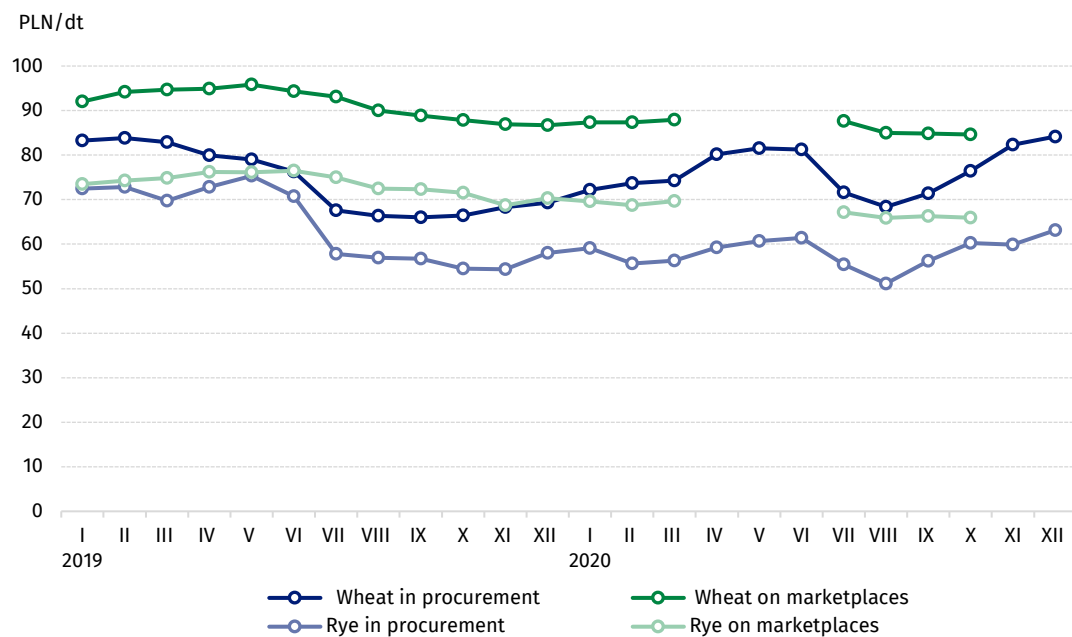


Chart 4. Procurement and marketplaces prices of potatoes

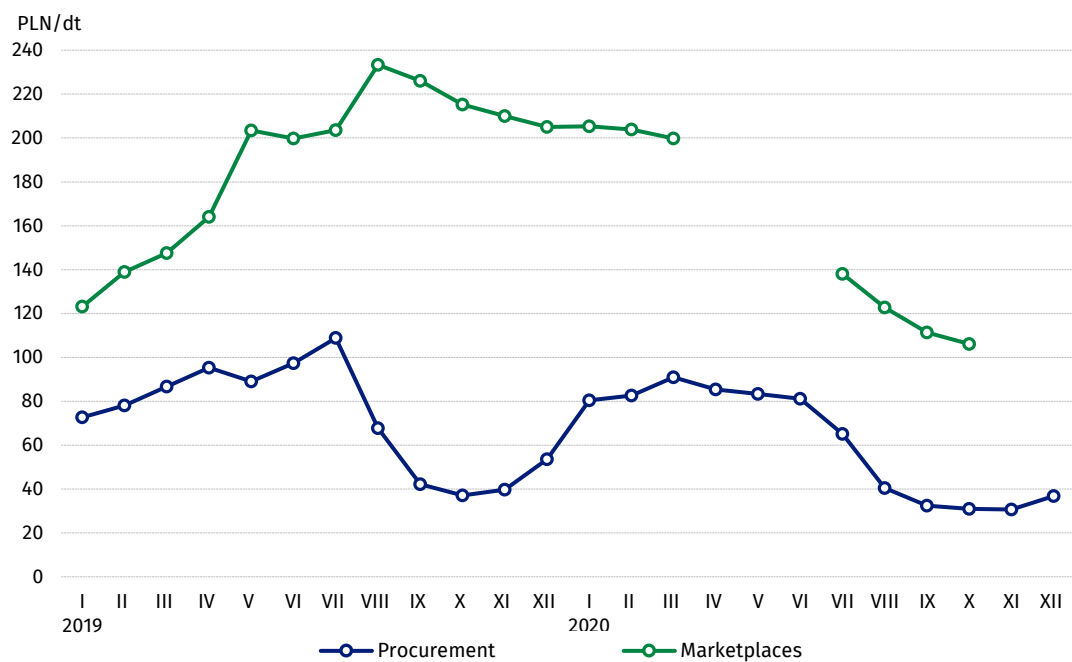


Chart 5. Procurement and marketplaces prices of cattle for slaughter and pigs for slaughter

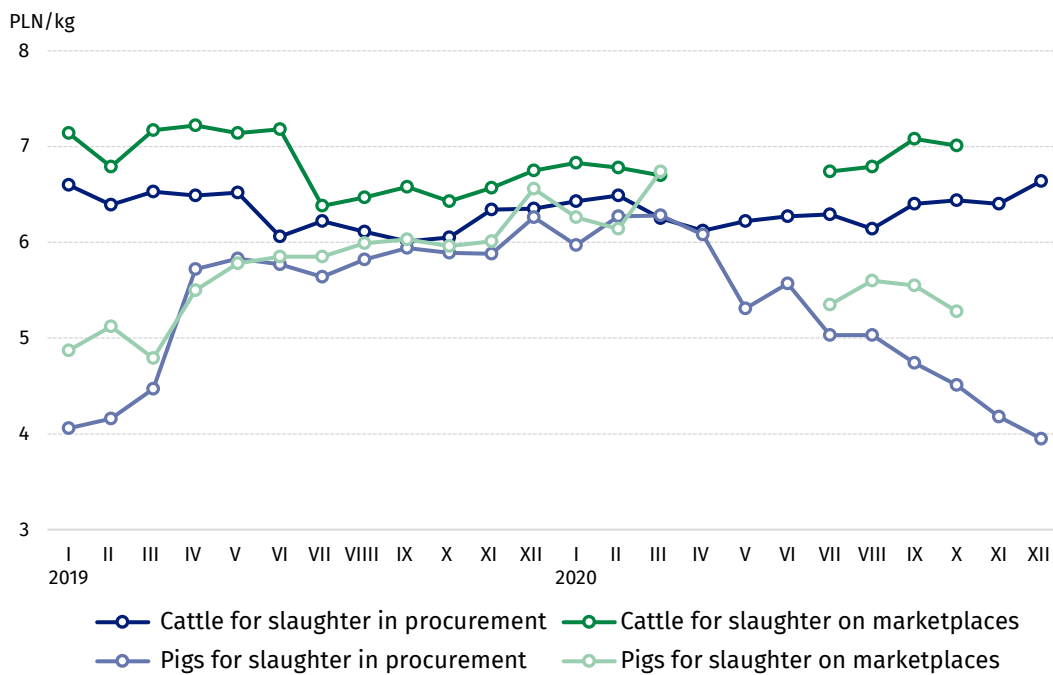
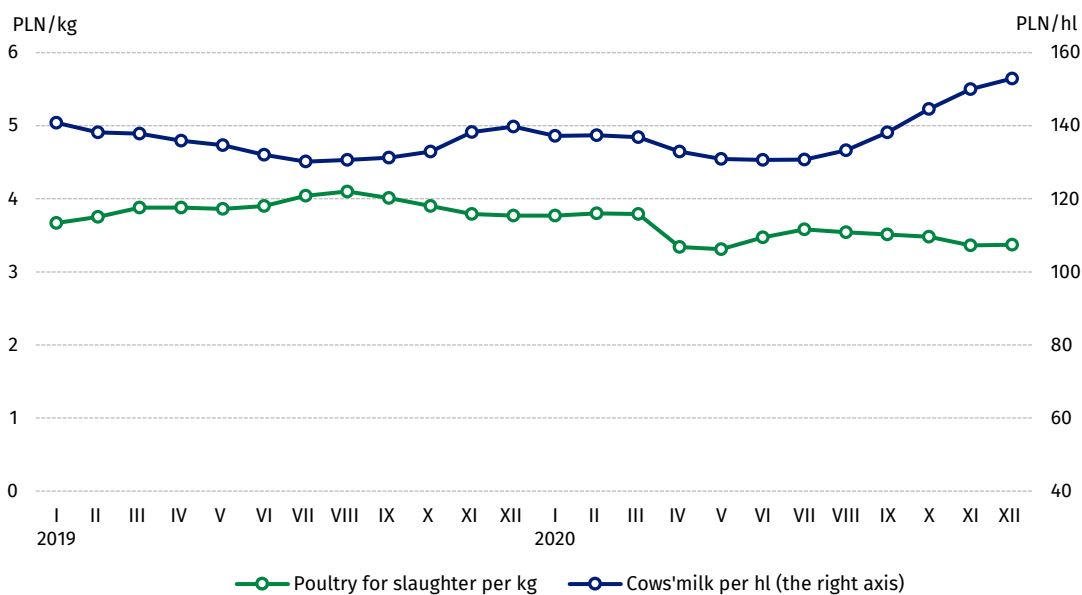


Chart 6. Procurement prices of poultry for slaughter and cows' milk



The differentiation of the level of procurement prices of basic agricultural products in particular voivodships is presented in Table 2. (Excel sheet).

In case of quoting Statistics Poland data, please provide information: "Source of data: Statistics Poland", and in case of publishing calculations made on data published by Statistics Poland, please include the following disclaimer: "Own study based on figures from Statistics Poland".

Prepared by:

Trade and Services Department

Director Ewa Adach-Stankiewicz

Office: tel. (+48 22) 608 30 67

Issued by:

The Spokesperson for the President

Of Statistics Poland

Karolina Banaszek

Mobile: (+48) 695 255 011

Press Office

Office: Tel. +48 22) 608 34 91. 22 608 38 04

e-mail: obslugaprasowa@stat.gov.pl



www.stat.gov.pl/en/



[@StatPoland](https://twitter.com/StatPoland)



[@GlownyUrzadStatystyczny](https://www.facebook.com/GlownyUrzadStatystyczny)

Related information

[Information on the socio-economic situation of the country in 2020](#)

[Procurement and prices of agricultural products in 2019](#)

[Prices in the national economy in 2014-2018](#)

Data available in databases

[BDL - Prices in agriculture \(monthly and annual data\)](#)

[DBW - Prices in agriculture \(monthly and annual data\)](#)

Terms used in official statistics

[Procurement of agricultural products](#)

[Procurement prices](#)

[Marketplace](#)

[Marketplace prices](#)