

Price indices of sold production of industry in August 2020

18.09.2020


1.2%

the drop of producer prices in industry in comparison with August 2019

According to preliminary data in August 2020 the prices of sold production of industry decreased in comparison with the corresponding month of the previous year by 1.2% and in comparison with July 2020 – by 0.3%.

Table 1. Price indices of sold production of industry in August 2020

SPECIFICATION	VII 2020		VIII 2020		I-VIII 2020
	VI 2020=100	corresponding period 2019=100	VII 2020=100	XII 2019=100	I-VIII 2019
TOTAL	100.3	99.4	98.8	99.7	99.4
Mining and quarrying	102.8*	105.2*	105.3	99.8	104.3
Manufacturing	100.2	98.7*	97.9	99.7	98.8
Electricity, gas, steam and air conditioning supply	100.1	102.1	102.0	100.1	102.9
Water supply; sewerage, waste management and remediation activities	100.3*	106.1*	105.9	100.2	105.1

* Data revised.

According to preliminary data, **the prices of sold production of industry** in August 2020 decreased by 0.3% compared to the previous month. The fall of prices by 0.3% was recorded in section **manufacturing**. Among divisions of manufacturing the deepest prices drop was noticed in manufacture of beverages (by 1.1%). The prices also decreased, among other things, in manufacture: of coke and refined petroleum products (by 0.8%), of textiles and of basic metals (by 0.7% each), of tobacco products as well as of other transport equipment (by 0.6% each), of paper and paper products (by 0.5%), of food product and of pharmaceutical products as well as of metal products and of motor vehicles, trailers and semi-trailers (by 0.4% each). The prices of manufacture of leather and related products, of other non-metallic mineral products as well as of furniture dropped (by 0.3% each). The decrease of prices was also noticed in products of wood, cork, straw and wicker as well as of rubber and plastic products and of machinery and equipment (by 0.2% each), of chemicals and chemical products as well as of electrical equipment (by 0.1% each). The prices in manufacture of computer, electronic and optical products remained unchanged in comparison with month before. However, the prices growth was recorded also in printing and reproduction of recorded media (by 0.1%) and in manufacture of wearing apparel (by 0.3%). The prices in **mining and quarrying** were lower than in July this year by 0.2%, of which in mining of metal ores- by 2.1% with the prices growth in mining of coal and lignite - by 1.2%. The prices in the section **electricity, gas, steam and air conditioning supply** rose by 0.1% and in the section **water supply; sewerage, waste management and remediation activities** - by 0.2%.

In August 2020 **the prices of sold production of industry** were lower by 1.2% than a year earlier. The deepest drop of prices was recorded in **manufacturing** by 2.1%. Among divisions of manufacturing the deepest prices decrease was noticed in manufacture of coke and refined petroleum products (by 20.6%). The prices also decreased, among other things, in manufacture: of basic metals (by 7.5%), of chemicals and chemical products (by 5.2%), of printing and reproduction of recorded media (by 4.2%), of paper and paper products (by 2.1%), of computer, electronic and optical products (by 2.0%), of rubber and plastic products as well as of furniture (by 1.9% each), of beverages (by 1.0%), of wearing apparel (by 0.8%), of products of wood, cork, straw and wicker (by 0.6%), of textiles (by 0.5%), of metal products (by 0.4%), of other non-metallic mineral products (by 0.3%). However, the growth of prices was recorded, among other things, in manufacture: of food products (by 0.5%), of machinery and equipment (by 0.8%), of electrical equipment (by 1.2%), of other transport equipment (by 2.0%), of leather and related products (by 2.7%), of motor vehicles, trailers and semi-trailers (by 3.2%), of pharmaceutical products (by 3.4%) as well as of tobacco products (by 5.2%). The prices in section **electricity, gas, steam and air conditioning supply** rose by 2.0%. The prices in **mining and quarrying** were higher than the year before by 5.3%, of which in mining of metal ores- by 15.5% with the prices drop in mining of coal and lignite - by 1.8%. The highest growth of prices was recorded in the section **water supply; sewerage, waste management and remediation activities** - by 5.9%.

Among divisions of manufacturing in August 2020 in comparison with the previous month the prices the most decreased in manufacture of beverages - by 1.1% (their drop compared to August last year amounted to 1.0%)

In August 2020, compared to the same month of the previous year, the deepest decrease in prices was recorded in manufacture of coke and refined petroleum products- by 20.6 %

Chart 1. Prices changes of sold production of industry in 2019-2020 in relation to the previous period (in %)

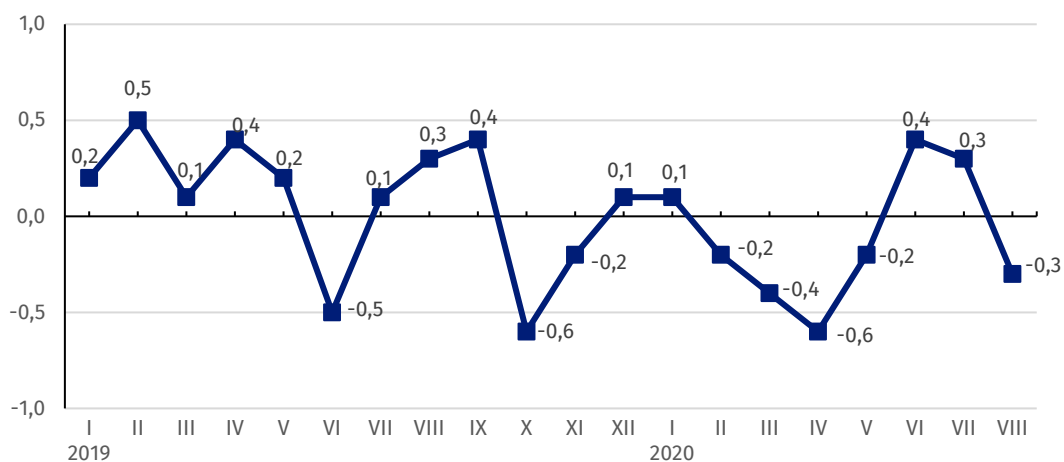


Chart 2. Prices changes of sold production of industry in 2019-2020 in relation to the same period of the previous year (in %)

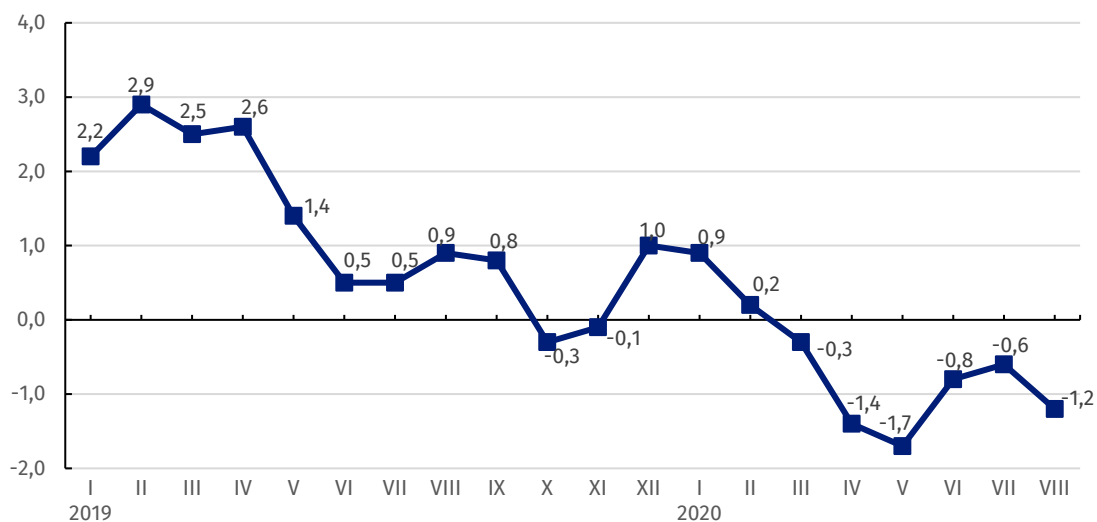
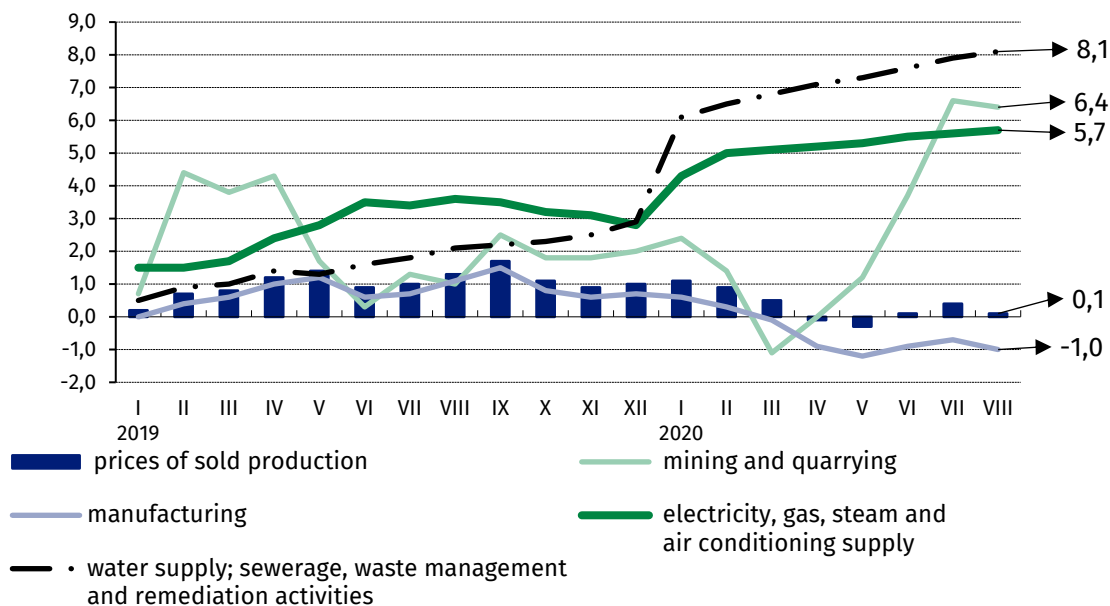


Chart 3. Prices changes of sold production of industry by sections NACE in 2019-2020 in relation to December 2018 (in %)



In case of quoting Statistics Poland data, please provide information: "Source of data: Statistics Poland", and in case of publishing calculations made on data published by Statistics Poland, please include the following disclaimer: "Own study based on figures from Statistics Poland".

Prepared by:

The Trade and Services Department

Director Ewa Adach-Stankiewicz

Office: tel. (+48 22) 608 31 24

Issued by:

The Spokesperson for the President

of Statistics Poland

Karolina Banaszek

Mobile: (+48) 695 255 011

Press Office

Office: tel. (+48 22) 608 34 91, 608 38 04

e-mail: obslugaprasowa@stat.gov.pl



www.stat.gov.pl/en/



[@StatPoland](https://twitter.com/StatPoland)



[@GlownyUrzadStatystyczny](https://www.facebook.com/GlownyUrzadStatystyczny)

Related information

[Statistical Bulletin](#)

[News Releases](#)

Data available in databases

[Analytical Platform - Knowledge Databases](#)

[Macroeconomic Data Bank](#)

[Prices indices \(Topics: Prices, Trade\)](#)

Terms used in official statistics

[Price index of sold production of industry](#)