

# Price indices of sold production of industry in May 2020

19.06.2020


**1.5%**

the drop of producer prices in industry in comparison with May 2019

According to preliminary data in May 2020 the prices of sold production of industry remained at a level similar to the one recorded in April this year. However, the prices decreased compared to the same month of the previous year by 1.5%.

**Table 1. Price indices of sold production of industry in May 2020**

SPECIFICATION	IV 2020		V 2020		I-V 2020	
	III 2020=100	corresponding period 2019=100	IV 2020=100	XII 2019=100	I-V 2019	
<b>TOTAL</b>	<b>99.4</b>	<b>98.6*</b>	<b>98.5</b>	<b>100.0</b>	<b>98.9</b>	<b>99.6</b>
Mining and quarrying	101.1*	95.8*	99.5	101.3	99.3	97.8
Manufacturing	99.2	98.1	97.8	99.9	98.3	99.1
Electricity, gas, steam and air conditioning supply	100.1	102.8	102.5	100.1	102.5	103.0
Water supply; sewerage, waste management and remediation activities	100.3*	105.7*	105.9	100.1	104.2	105.7

\* Data revised.

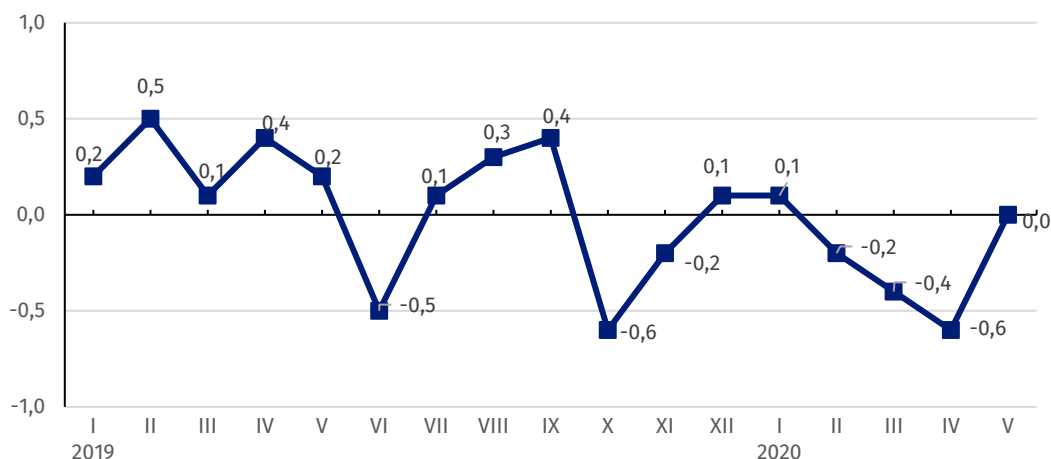
According to preliminary data, **the prices of sold production of industry** in May 2020 remained at a level similar to the one recorded in the previous month. The prices in **manufacturing** decreased by 0.1%. The deepest drop of prices was recorded in manufacture of chemicals and chemical products (by 1.1%). The prices also decreased in manufacture: of basic metals (by 1.0%), printing and reproduction of recorded media (by 0.9%), of food products (by 0.7%), of rubber and plastic products (by 0.4%), of beverages, of wearing apparel, of pharmaceutical products and of furniture (by 0.3% each), of products of wood, cork, straw and wicker, of motor vehicles, trailers and semi-trailers (by 0.2% each), of textiles, of other non-metallic mineral products and of other transport equipment (by 0.1% each). The prices in manufacture of leather and related products as well as in manufacture of metal products remained unchanged in comparison with month before. However, the growth of prices was recorded, among others, in manufacture: of electrical equipment as well as of machinery and equipment (by 0.1% each), of paper and paper products (by 0.2%), of computer, electronic and optical products (by 0.6%), of tobacco products (by 0.8%), of coke and refined petroleum products (by 3.5%). The prices in **mining and quarrying** increased by 1.3%, of which in mining of metal ores by 3.2% and in mining of coal and lignite by 0.1%. The prices in sections **electricity, gas, steam and air conditioning supply** as well as in **water supply; sewerage, waste management and remediation activities** increased by 0.1% each.

Among divisions of manufacturing in May 2020 in comparison with the previous month the prices the most decreased in manufacture of chemicals and chemical products by 1.1%

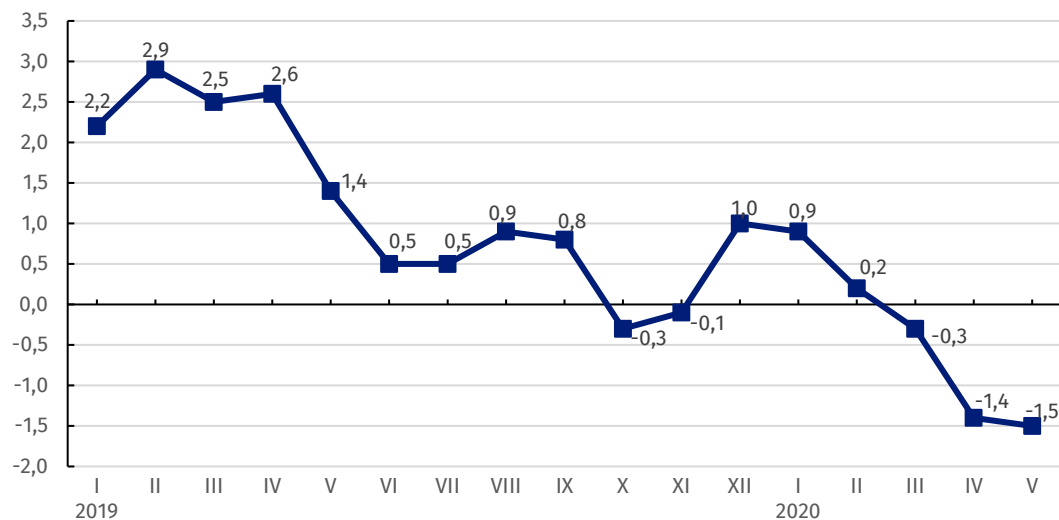
In May 2020 **the prices of sold production of industry** were lower by 1.5% than a year earlier. The deepest drop of prices was recorded in **manufacturing** by 2.2%. Among divisions of manufacturing the deepest prices drop was recorded in manufacture of coke and refined petroleum products (by 36.5%). The prices also decreased ,among other things, in manufacture: of basic metals (by 6.0%), of chemicals and chemical products (by 4.6%), of printing and reproduction of recorded media (by 3.1%), of beverages, of paper and paper products ( by 1.4% each) as well as of furniture (by 0.4%). However, the growth of prices was recorded, among other things, in manufacture: of computer, electronic and optical products (by 0.2%), of rubber and plastic products (by 0.3%) as well as of products of wood, cork, straw and wicker, of metal products (by 0.6% each ). The prices increased more in manufacture: of other non-metallic mineral products (by 1.0%), of textiles (by 1.5%), of wearing apparel as well as of machinery and equipment (by 1.6% each), of food products (by 2.0%), of electrical equipment (by 2.1%), of leather and related products (by 2.8%), of pharmaceutical products, of motor vehicles, trailers and semi-trailers as well as of other transport equipment (by 3.3% each) and of tobacco products (by 5.5%). The prices in **mining and quarrying** decreased by 0.5%, of which in mining of coal and lignite by 1.2% with the prices growth in mining of metal ores by 1.9. The prices in section **electricity, gas, steam and air conditioning supply** rose by 2.5% and in section **water supply; sewerage, waste management and remediation activities** - by 5.9%.

In May 2020, compared to the same month of the previous year, the deepest decrease in prices was recorded in manufacture of coke and refined petroleum products (by 36.5 %)

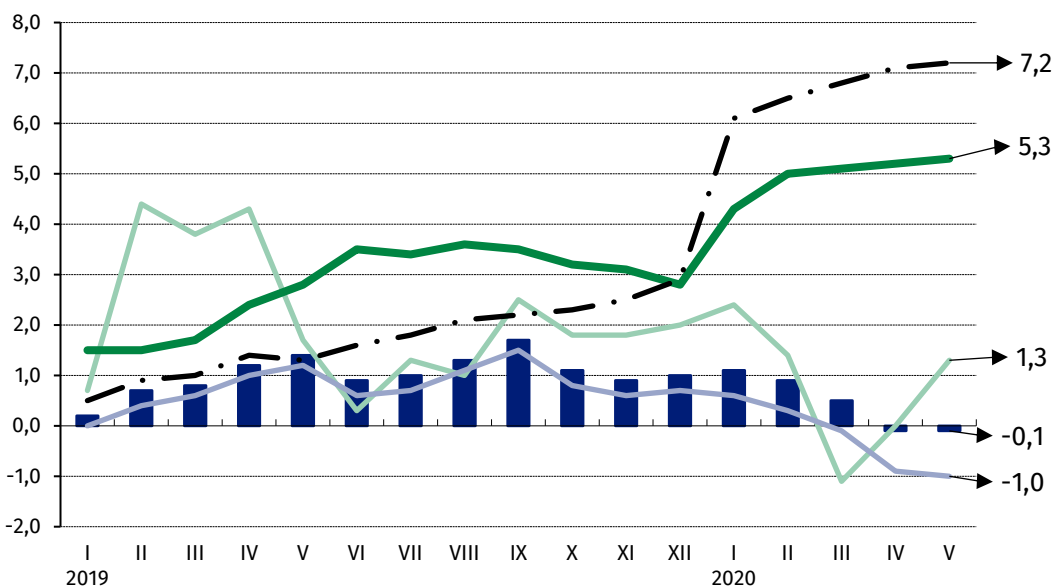
**Chart 1. Prices changes of sold production of industry in 2019-2020 in relation to the previous period (in %)**



**Chart 2. Prices changes of sold production of industry in 2019-2020 in relation to the same period of the previous year (in %)**



**Chart 3. Prices changes of sold production of industry by sections NACE in 2019-2020 in relation to XII 2018 (in %)**



- prices of sold production
- manufacturing
- water supply; sewerage, waste management and remediation activities
- mining and quarrying
- electricity, gas, steam and air conditioning supply

In case of quoting Statistics Poland data, please provide information: "Source of data: Statistics Poland", and in case of publishing calculations made on data published by Statistics Poland, please include the following disclaimer: "Own study based on figures from Statistics Poland".

Prepared by:

**The Trade and Services Department**

**Director Ewa Adach-Stankiewicz**

Office: tel. (+48 22) 608 31 24

Issued by:

**The Spokesperson for the President**

**of Statistics Poland**

**Karolina Banaszek**

Mobile: (+48) 695 255 011

**Press Office**

Office: tel. (+48 22) 608 34 91, 608 38 04

e-mail: [obslugaprasowa@stat.gov.pl](mailto:obslugaprasowa@stat.gov.pl)



[www.stat.gov.pl/en/](http://www.stat.gov.pl/en/)



[@StatPoland](https://twitter.com/StatPoland)



[@GlownyUrzadStatystyczny](https://www.facebook.com/GlownyUrzadStatystyczny)

**Related information**

[Statistical Bulletin](#)

[News Releases](#)

**Data available in databases**

[Analytical Platform - Knowledge Databases](#)

[Macroeconomic Data Bank](#)

[Prices indices \(Topics: Prices, Trade\)](#)

**Terms used in official statistics**

[Price index of sold production of industry](#)