

# Price indices of sold production of industry in February 2020

19.03.2020


**0.1%**

the growth of producer prices in industry in comparison with February 2019

According to preliminary data in February 2020 the prices of sold production of industry were higher in comparison with the corresponding month of the previous year by 0.1% and in comparison with January 2020 fell by 0.2%.

**Table 1. Price indices of sold production of industry in February 2020**

SPECIFICATION	I 2020=100		II 2020=100		I-II 2020	
	XII 2019=100	corresponding period 2019=100	I 2020=100	XII 2019=100	I-II 2019	
<b>TOTAL</b>	<b>100.1</b>	<b>100.9*</b>	<b>100.1</b>	<b>99.8</b>	<b>99.9</b>	<b>100.5</b>
Mining and quarrying	100.4*	101.7*	97.0	98.9	99.3	99.3
Manufacturing	99.9*	100.5*	99.8	99.7	99.6	100.2
Electricity, gas, steam and air conditioning supply	101.5*	102.8*	103.5	100.7	102.2	103.2
Water supply; sewerage, waste management and remediation activities	103.1*	105.6*	105.5	100.3	103.4	105.5

\* Data revised.

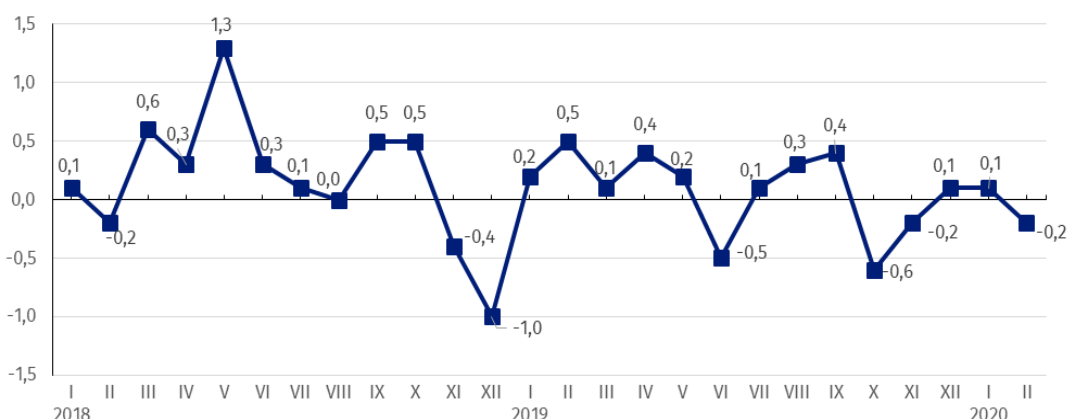
According to preliminary data, **the prices of sold production of industry** in February 2020 fell by 0.2% in comparison with the previous month. The deepest drop of prices was recorded in **mining and quarrying** by 1.1%, of which in mining of metal ores by 2.2% as well as in mining of coal and lignite by 0.3%. The prices in **manufacturing** decreased by 0.3%. The deepest drop of prices was recorded in coke and refined petroleum products (by 5.7%). The prices decreased also in manufacture: of wearing apparel (by 0.4%), of basic metals (by 0.3%), of food products, of pharmaceutical products (by 0.2% each), of products of wood, cork, straw and wicker, of chemicals and chemical products, of computer, electronic and optical products, of furniture (by 0.1% each). Prices in printing and reproduction of recorded media as well as in manufacture of electrical equipment remained unchanged in comparison with month before. However, the growth of prices was recorded, among others, in manufacture: of beverages, of metal products (by 0.1% each), of leather and related products, of other non-metallic mineral products (by 0.2% each), of paper and paper products, of machinery and equipment (by 0.3% each), of rubber and plastic products, of motor vehicles, trailers and semi-trailers (by 0.4% each), of textiles (by 0.5%), of tobacco products, of other transport equipment (by 0.6% each). The prices increase was also noticed in section **water supply; sewerage, waste management and remediation activities** by 0.3% as well as in section **electricity, gas, steam and air conditioning supply** by 0.7%.

Among divisions of manufacturing in February 2020 in comparison with the previous month the prices the most decreased in manufacture of coke and refined petroleum products by 5.7% (in comparison with February last year the price drop was recorded by 3.3%)

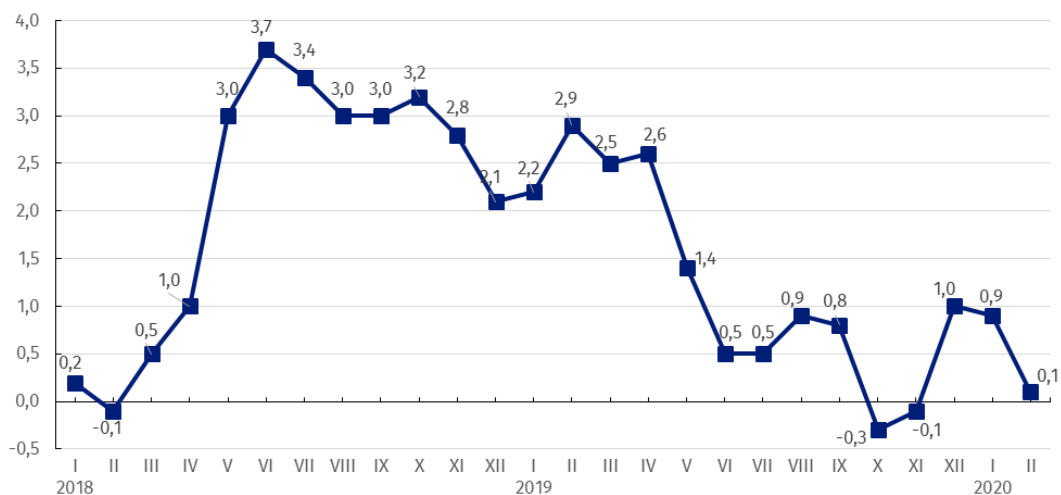
In February 2020 **the prices of sold production of industry** were higher by 0.1% than a year earlier. The biggest prices growth was recorded in section **water supply; sewerage, waste management and remediation activities** by 5.5%. The prices in section **electricity, gas, steam and air conditioning supply** increased by 3.5%. The prices in **manufacturing** decreased by 0.2%. The deepest prices drop was recorded in manufacture of basic metals (by 7.5%). The prices also decreased ,among other things, in manufacture: of paper and paper products (by 4.7%), of chemicals and chemical products (by 4.4%), of coke and refined petroleum products, of computer, electronic and optical products (by 3.3% each), of printing and reproduction of recorded media (by 1.7%), of products of wood, cork, straw and wicker (by 1.6%), of textiles, of metal products (by 1.3% each), of rubber and plastic products, of machinery and equipment (by 1.2% each), of furniture (by 0.8%), of beverages (by 0.3%). However, the growth of prices was recorded, among other things, in manufacture: of other non-metallic mineral products (by 0.8%), of electrical equipment (by 0.9%), of leather and related products (by 1.0%), of wearing apparel (by 1.3%), of motor vehicles, trailers and semi-trailers (by 1.7%), of other transport equipment (by 2.0%), of tobacco products (by 2.8%), of pharmaceutical products (by 3.6%).The highest prices growth was recorded in food products (by 4.3%). The deepest prices drop was recorded in section **mining and quarrying** by 3.0%, of which in mining of metal ores by 4.0% as well as in mining of coal and lignite by 3.4%.

In February 2020, compared to the same month of the previous year, the deepest decrease in prices was recorded in manufacture of basic metals by 7.5%

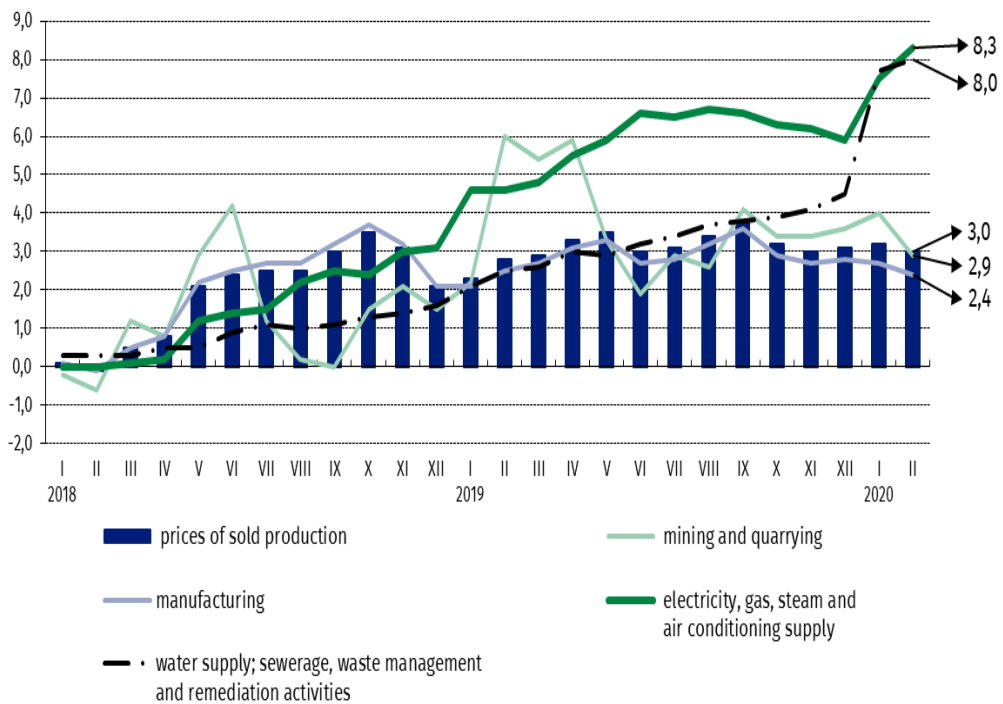
**Chart 1. Prices changes of sold production of industry in 2018-2020 in relation to the previous period (in %)**



**Chart 2. Prices changes of sold production of industry in 2018-2020 in relation to the same period of the previous year (in %)**



**Chart 3.. Prices changes of sold production of industry by sections NACE in 2018-2020 in relation to XII 2017 (in %)**



Prepared by:

**The Trade and Services Department**

**Director Ewa Adach-Stankiewicz**

Office: tel. (+48 22) 608 31 24

Issued by:

**The Spokesperson for the President**

**of Statistics Poland**

**Karolina Banaszek**

Mobile: (+48) 695 255 011

**Press Office**

Office: tel. (+48 22) 608 34 91, 608 38 04

**e-mail: [obslugaprasowa@stat.gov.pl](mailto:obslugaprasowa@stat.gov.pl)**



[www.stat.gov.pl/en/](http://www.stat.gov.pl/en/)



[@StatPoland](https://twitter.com/StatPoland)



[@GlownyUrzadStatystyczny](https://www.facebook.com/GlownyUrzadStatystyczny)

**Related information**

[Statistical Bulletin](#)

[News Releases](#)

**Data available in databases**

[Analytical Platform - Knowledge Databases](#)

[Macroeconomic Data Bank](#)

[Prices indices \(Topics: Prices, Trade\)](#)

**Terms used in official statistics**

[Price index of sold production of industry](#)