

# Price indices of sold production of industry in December 2019

22.01.2020



the growth of producer prices in industry in comparison with XII 2018

According to preliminary data in December 2019 the prices of sold production of industry were higher in comparison with XII 2018 by 1.0% and in comparison with November 2019 by 0.1%.

**Table 1. Price indices of sold production of industry in December 2019**

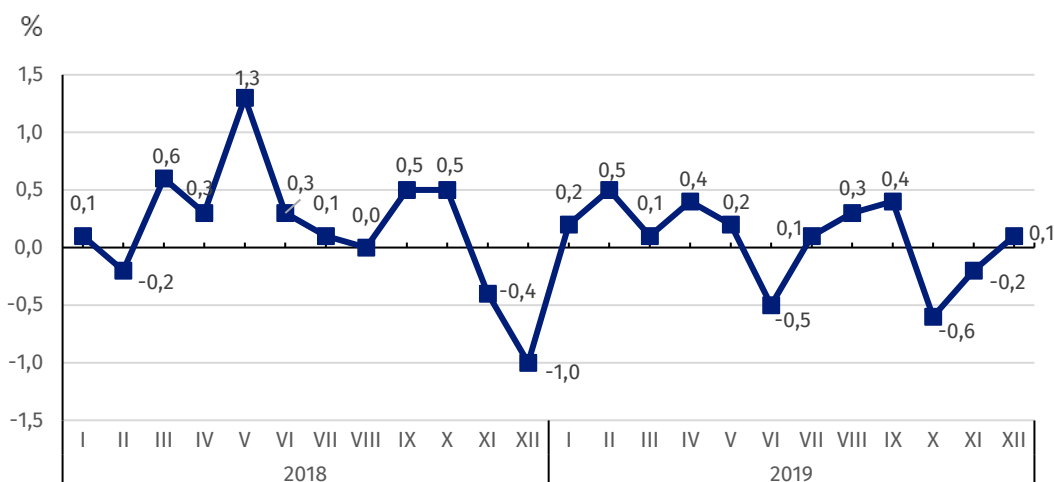
SPECIFICATION	XI 2019		XII 2019		I-XII 2019
	X2019=100	corresponding period 2018=100	XI 2019=100	XI 2019=100	I-XII 2018=100
<b>TOTAL</b>	<b>99.8</b>	<b>99.9</b>	<b>101.0</b>	<b>100.1</b>	<b>101.2</b>
Mining and quarrying	100.0	101.1*	102.0	100.2	102.4
Manufacturing	99.8	99.5	100.7	100.1	100.8
Electricity, gas, steam and air conditioning supply	99.9	103.2*	102.7	99.6	104.4
Water supply; sewerage, waste management and remediation activities	100.2*	102.7*	102.7	100.2	102.4

\* Data revised.

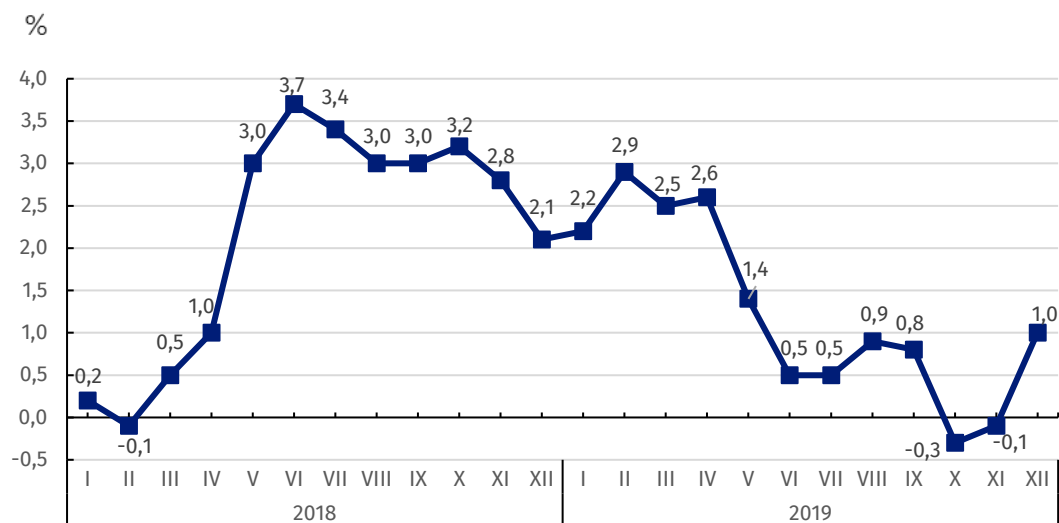
According to preliminary data, **the prices of sold production of industry** in December 2019 were higher by 0.1% in comparison with the previous month. The prices in **mining and quarrying** increased by 0.2% with their growth in mining of metal ores by 2.8% and the drop of prices in mining of coal and lignite by 2.0%. The prices in section **water supply; sewerage, waste management and remediation activities** increased also by 0.2%. The prices in **manufacturing** rose by 0.1%. The largest prices growth was registered in manufacture of coke and refined petroleum products (by 1.6%). The prices increase was also noticed, among others, in manufacture of: wearing apparel (by 0.7%), of textiles (by 0.6%), of food products (by 0.5%), of other non-metallic mineral products (by 0.4%), of rubber and plastic products (by 0.3%), of beverages, of motor vehicles, trailers and semi-trailers (by 0.2% each), of leather and related products, of electrical equipment (by 0.1% each). The prices of manufacture of machinery and equipment remained unchanged to the ones recorded in the previous month. The prices decreased, among other things, in manufacture: of metal products, of furniture (by 0.1% each), of tobacco products (by 0.2%), of products of wood, cork, straw and wicker, of paper and paper products, of computer, electronic and optical products (by 0.3% each), of printing and reproduction of recorded media, of pharmaceutical products (by 0.4% each), of other transport equipment (by 0.5%), of chemicals and chemical products (by 0.8%), of basic metals (by 1.3%). The prices drop was also recorded in **electricity, gas, steam and air conditioning supply** by 0.4%.

In December 2019 **the prices of sold production of industry** were higher by 1.0% than a year earlier. The prices growth was recorded in all section of industry. The most rise of prices was recorded in **electricity, gas, steam and air conditioning supply** as well as in **water supply; sewerage, waste management and remediation activities** by 2.7%. The prices in section **mining and quarrying** increased by 2.0%, of which in mining of metal ores by 5.9% with the drop of prices in mining of coal and lignite by 1.9%. The prices in **manufacturing** rose by 0.7%. The largest prices growth was recorded in manufacture of coke and refined petroleum products (by 10.9%). The prices also increased, among other things, in manufacture: of tobacco products (by 4.6%), of food products (by 3.3%), of pharmaceutical products (by 2.8%), of other non-metallic mineral products (by 2.2%), of wearing apparel, of motor vehicles, trailers and semi-trailers, of other transport equipment (by 2.0% each), of leather and related products, of electrical equipment (by 0.8% each), of beverages (by 0.1%). However, the drop of prices was recorded, among other things, in manufacture: of furniture (by 0.3%), of printing and reproduction of recorded media (by 0.7%), of machinery and equipment (by 0.8%), of textiles (by 1.1%), of metal products (by 1.2%), of rubber and plastic products (by 1.6%), of products of wood, cork, straw and wicker (by 1.8%), of computer, electronic and optical products (by 2.8%), of chemicals and chemical products (by 3.8%), of paper and paper products (by 3.9%), of basic metals (by 6.8%).

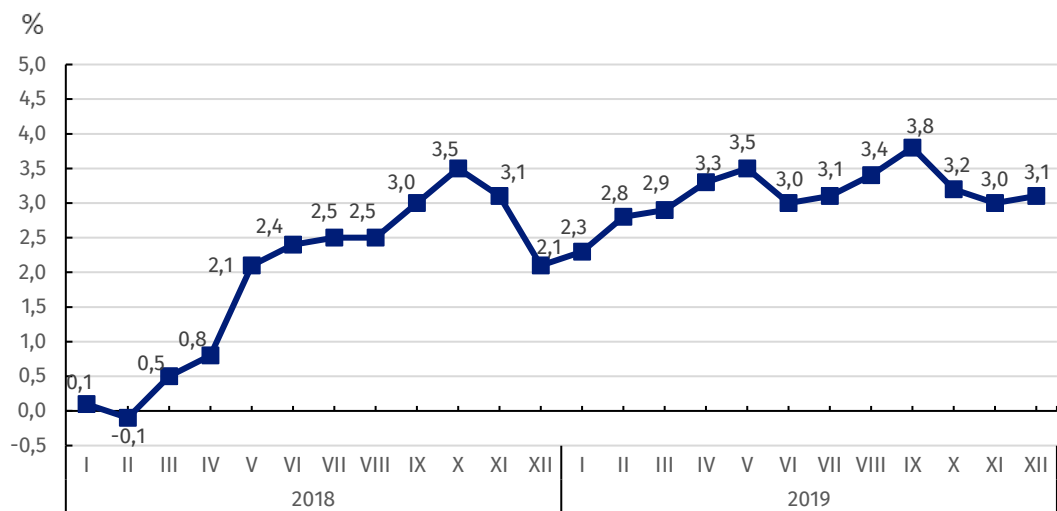
**Chart 1. Prices changes of sold production of industry in 2018-2019 in relation to the previous period**



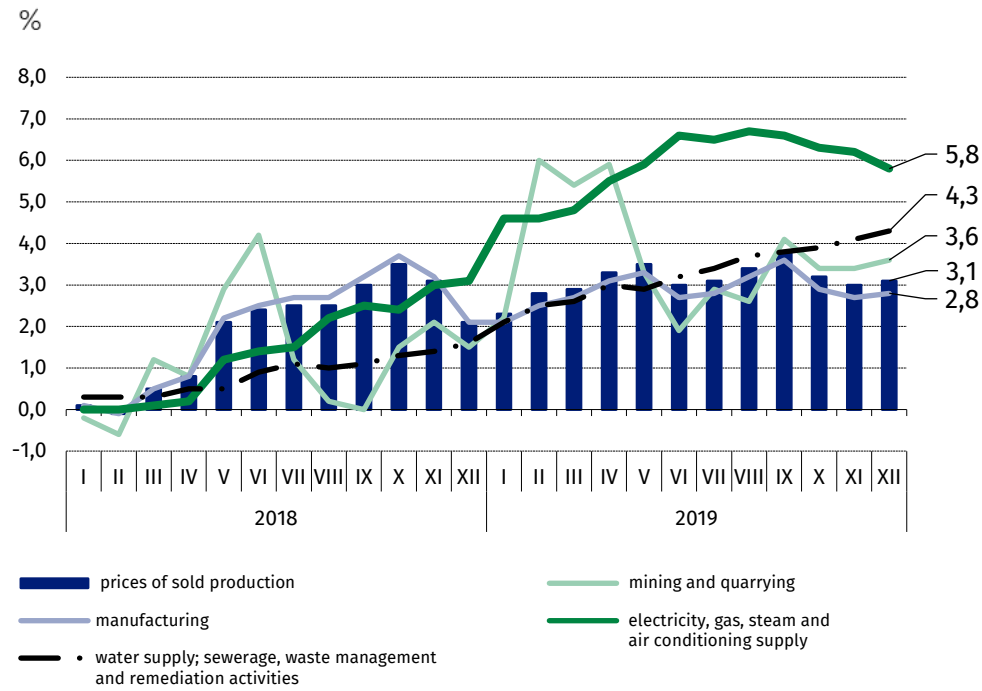
**Chart 2. Prices changes of sold production of industry in 2018-2019 in relation to the same period of the previous year**



**Chart 3. Prices changes of sold production of industry in 2018-2019 in relation to XII 2017**



**Chart 4. Prices changes of sold production of industry by sections NACE in 2018-2019 in relation to XII 2017**



Prepared by:

**The Trade and Services Department**

**Director Ewa Adach-Stankiewicz**

Office: tel. (+48 22) 608 31 24

Issued by:

**The Spokesperson for the President**

**of Statistics Poland**

**Karolina Banaszek**

Mobile: (+48) 695 255 011

**Press Office**

Office: tel. (+48 22) 608 34 91. 608 38 04

e-mail: [obslugaprasowa@stat.gov.pl](mailto:obslugaprasowa@stat.gov.pl)



[www.stat.gov.pl/en/](http://www.stat.gov.pl/en/)



[@StatPoland](https://twitter.com/StatPoland)



[@GlownyUrzadStatystyczny](https://www.facebook.com/GlownyUrzadStatystyczny)

**Related information**

[Statistical Bulletin](#)

[News Releases](#)

**Data available in databases**

[Analytical Platform - Knowledge Databases](#)

[Macroeconomic Data Bank](#)

[Prices indices \(Topics: Prices, Trade\)](#)

**Terms used in official statistics**

[Price index of sold production of industry](#)