

Price indices of sold production of industry in August 2019

19.09.2019


0.7%

the growth of producer prices in industry in comparison with the corresponding period of the last year

According to preliminary data in August 2019 the prices of sold production of industry were higher in comparison with the previous month by 0.2%. In comparison with the corresponding period of the last year the prices increased by 0.7%.

Table 1. Price indices of sold production of industry in August 2019

SPECIFICATION	VII 2019		VIII 2019		I-VIII 2019
	VI 2019=100	corresponding period 2018=100	VII 2019=100	XII 2018=100	I-VIII 2018=100
TOTAL	100.1	100.5*	100.7	100.2	101.2
Mining and quarrying	101.0*	101.6*	102.3	99.7	101.0
Manufacturing	100.1	100.0	100.2	100.2	100.9
Electricity, gas, steam and air conditioning supply	99.9*	105.0*	104.4	100.1	103.5
Water supply; sewerage, waste management and remediation activities	100.2*	102.3*	102.8	100.3	102.1

In August in comparison with the previous month prices growth was recorded in majority sections of industry, of which the most in water supply; sewerage, waste management and remediation activities by 0.3%. However, prices decreased in mining and quarrying by 0.3%. In annual terms the growth of prices was noticed in all sections of industry, of which the largest one in electricity, gas, steam and air conditioning supply by 4.4%

* Data revised.

According to preliminary data, **the prices of sold production of industry** in August 2019 were by 0.2% higher in comparison with the previous month. The prices growth was recorded in all sections of industry except **mining and quarrying**, where the drop in prices was noticed by 0.3%, of which in mining of coal and lignite by 1.0% with the growth of prices in mining of metal ores by 0.5%. The largest increase of prices was registered in **water supply; sewerage, waste management and remediation activities** by 0.3%. The prices increased in **manufacturing** by 0.2%, of which the most in manufacture of other transport equipment (by 0.9%). The prices growth was also noticed, among others, in manufacture: of coke and refined petroleum products (by 0.8%), of tobacco products (by 0.7%), of wearing apparel, of electrical equipment (by 0.4% each), of food products, of leather and related products, of chemicals and chemical products, of motor vehicles, trailers and semi-trailers, of furniture (by 0.3% each), of printing and reproduction of recorded media, of metal products, of machinery and equipment (by 0.2% each), of beverages, of textiles, of other non-metallic mineral products (by 0.1% each). The prices of products of wood, cork, straw and wicker remained unchanged to the ones recorded in the previous month. However, the prices decreased, among others, in manufacture: of pharmaceutical products, of rubber and plastic products, of basic metals (by 0.1% each), of paper and paper products, of computer, electronic and optical products (by 0.2% each). Prices in sections **electricity, gas, steam and air conditioning supply** increased by 0.1%.

In August 2019 in comparison with the previous month the biggest growth of prices was recorded in manufacture of other transport equipment by 0.9% (in comparison with December last year the prices growth was recorded by 2.0%)

In August 2019 **the prices of sold production of industry** were by 0.7% higher than a year earlier. The largest increase in prices was recorded in section **electricity, gas, steam and air conditioning supply** by 4.4%. Prices also increased in section **water supply; sewerage, waste management and remediation activities** by 2.8% as well as in section **mining and quarrying** by 2.3%, of which in mining of metal ores by 2.9% as well as in mining of coal and lignite by 1.7%. The prices in **manufacturing** increased by 0.2%. The biggest growth was recorded in manufacture of other non-metallic mineral products (by 3.7%). The rise of prices was recorded, among other things, also in manufacture: of other transport equipment (by 3.2%), of tobacco products (by 2.9%), of pharmaceutical products (by 2.8%), of leather and related products (by 1.8%), of food products (by 1.5%), of motor vehicles, trailers and semi-trailers (by 1.4%), of electrical equipment (by 1.1%), of furniture (by 0.9%), of wearing apparel (by 0.6%), of machinery and equipment (by 0.5%), of metal products (by 0.4%). However, the drop of prices was recorded, among other things, in manufacture: of beverages (by 0.2%), of textiles (by 0.3%), of chemicals and chemical products (by 0.4%), of printing and reproduction of recorded media (by 0.9%), of rubber and plastic products (by 1.1%), of products of wood, cork, straw and wicker (by 1.4%), of coke and refined petroleum products, of computer, electronic and optical products (by 1.5% each), of paper and paper products, of basic metals (by 2.0% each).

The biggest growth of prices in comparison with August of the previous year was recorded in manufacture of other non-metallic mineral products by 3.7% (in comparison with December last year the prices increased by 2.5%)

Chart 1. Prices changes of sold production of industry in 2018-2019 in relation to the previous period

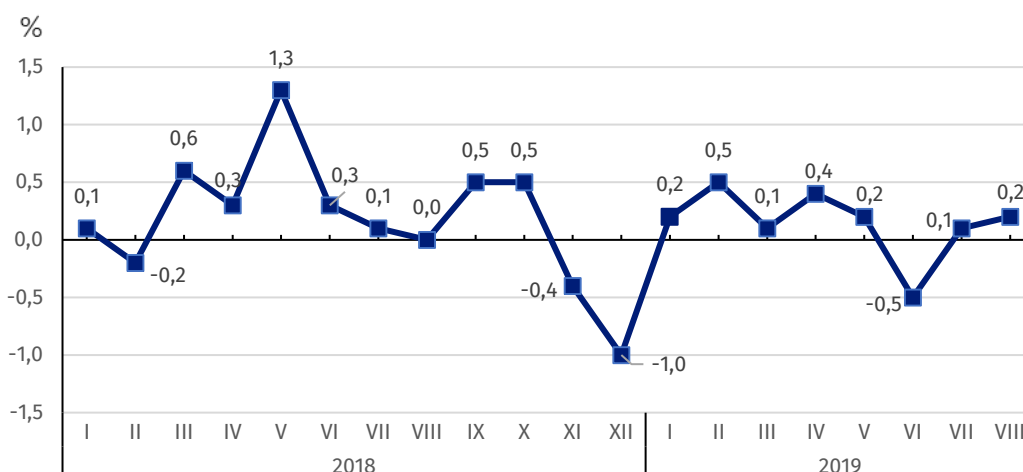


Chart 2. Prices changes of sold production of industry in 2018-2019 in relation to the same period of the previous year

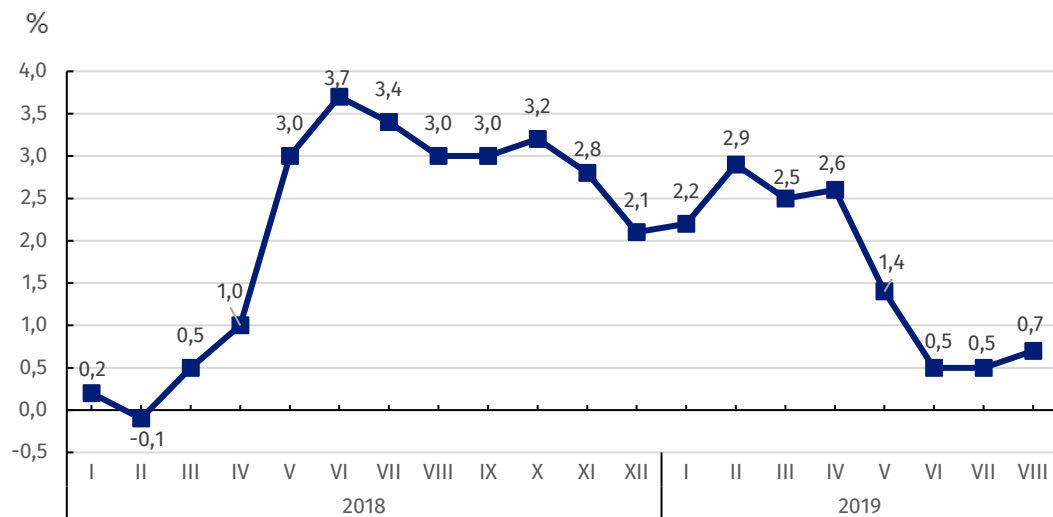


Chart 3. Prices changes of sold production of industry in 2018-2019 in relation to XII 2017

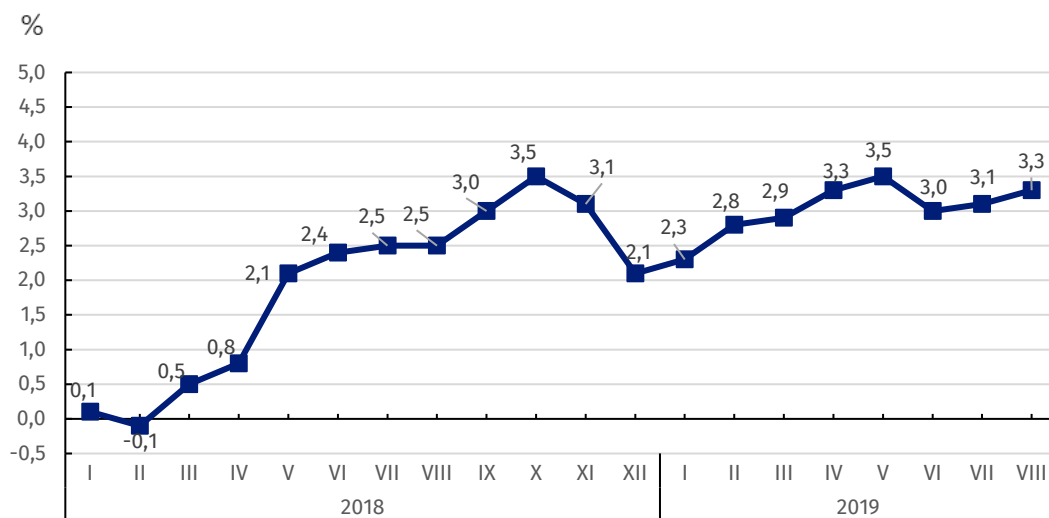
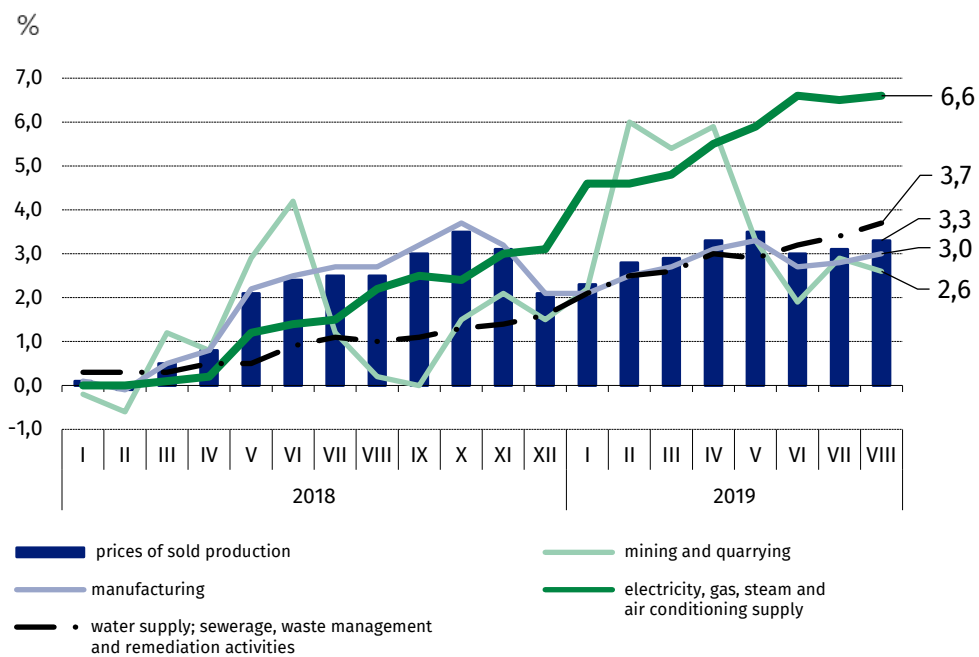


Chart 4. Prices changes of sold production of industry by sections NACE in 2018-2019 in relation to XII 2017



Prepared by:

The Trade and Services Department

Bożena Kudelska

Tel: +48 22 608 36 07

e-mail: B.Kudelska@stat.gov.pl

Issued by:

**The Spokesperson for the President
of the Statistic Poland**

Karolina Banaszek

Tel: +48 22 608 34 75, +48 22 608 30 09

e-mail: rzecznik@stat.gov.pl

Press Office

Tel: +48 22 608 34 91, +48 22 608 38 04

e-mail: obslugaprasowa@stat.gov.pl



www.stat.gov.pl/en/



[@StatPoland](https://twitter.com/StatPoland)



[@GlownyUrzadStatystyczny](https://www.facebook.com/GlownyUrzadStatystyczny)

Related information

[Statistical Bulletin](#)

[News Releases](#)

Data available in databases

[Analytical Platform - Knowledge Databases](#)

[Macroeconomic Data Bank](#)

[Prices indices \(Topics: Prices, Trade\)](#)

Terms used in official statistics

[Price index of sold production of industry](#)