

Price indices of sold production of industry in April 2019

22.05.2019


0.4%

The growth of producer prices in industry in comparison to the previous month

According to preliminary data in April 2019 the prices of sold production of industry were higher in comparison to the previous month by 0.4%. In comparison to the corresponding period of the last year the prices increased by 2.6%.

Table 1. Price indices of sold production of industry in April 2019

SPECIFICATION	III 2019		IV 2019		I-IV 2019	
	II 2019=100	corresponding period 2018=100	III 2019=100	XII 2018=100	I-IV 2018=100	
TOTAL	100,1*	102,5	102,6	100,4	101,2	102,5
Mining and quarrying	99,4*	104,1*	104,9	100,4	104,2	104,5
Manufacturing	100,2	102,1*	102,2	100,4	101,0	102,2
Electricity, gas, steam and air conditioning supply	100,2	104,8*	104,9	100,3	102,0	104,7
Water supply; sewerage, waste management and remediation activities	100,1	102,3	102,2	100,1	101,1	102,1

* Data revised.

In April in comparison to the previous month prices increase was recorded in all sections of industry of which in mining and quarrying as well as in manufacturing by 0.4% each. In annual terms the growth of prices was noticed in all sections of which in mining and quarrying as well as in electricity, gas, steam and air conditioning supply by 4.9% each.

According to preliminary data, the prices of sold production of industry in April 2019 were by 0.4% higher than in the previous month. The same price increase was recorded in mining and quarrying with the price increase in mining of coal and lignite by 0.9% and the drop of prices in mining of metal ores by 0.1%. Prices in the section of manufacturing increased also by 0.4%. The biggest growth of prices occurred in manufacture of coke and refined petroleum products (by 3.8%). The prices have also been increased, among others, in manufacture: of food products (by 0.6%), of textiles (by 0.5%), of basic metals (by 0.4%), of tobacco products, of other non-metallic mineral products (by 0.3% each), of leather and related products, of electrical equipment, of motor vehicles, trailers and semi-trailers, of other transport equipment (by 0.2% each), of pharmaceutical products (by 0.1%). The prices of manufacture of products of wood, cork, straw and wicker remained unchanged to the ones recorded in the previous month. The drop of prices was recorded in manufacture: of wearing apparel, of printing and reproduction of recorded media, of metal products, of computer, electronic and optical products (by 0.1% each), of beverages, of chemicals and chemical products (by 0.2% each), of rubber and plastic products, of furniture (by 0.3% each), of paper and paper products (by 0.5%), of machinery and equipment (by 0.6%). The prices in section electricity, gas, steam and air conditioning supply was higher by 0.3% and in section water supply; sewerage, waste management and remediation activities - by 0.1%.

In April 2019 in comparison to the previous month the biggest growth of prices was recorded in manufacture of coke and refined petroleum products by 3.8% (in comparison to December last year the price growth was recorded by 13.8%)

In April 2019 the prices of sold production of industry were by 2.6% higher than a year earlier. The rise of prices was recorded in all sections. Prices increased in mining and quarrying as well as in electricity, gas, steam and air conditioning supply by 4.9% each. Prices in sections water supply; sewerage, waste management and remediation activities as well as in manufacturing increased by 2.2% each. The biggest growth occurred in manufacture of coke and refined petroleum products (by 12.6%). The growth of prices was recorded, among other things, also in manufacture: of leather and related products (by 8.0%), of other non-metallic mineral products (by 5.8%), of other transport equipment (by 4.4%), of textiles (by 3.4%), of pharmaceutical products (by 2.6%), of food products, of wearing apparel (by 2.0% each), of motor vehicles, trailers and semi-trailers (by 1.7%), of chemicals and chemical products (by 1.6%), of tobacco products, of printing and reproduction of recorded media, (by 1.5% each), of furniture (by 1.4%), of paper and paper products, of metal products (by 1.3% each), of electrical equipment (by 1.2%), of products of wood, cork, straw and wicker (by 1.1%), of basic metals (by 0.9%), of rubber and plastic products (by 0.4%), of machinery and equipment (by 0.1%). However, the drop of prices was recorded in manufacture of beverages (by 0.6%) and in manufacture of computer, electronic and optical products (by 1.6%).

The biggest growth of prices in comparison to April of the previous year was recorded in manufacture of coke and refined petroleum products by 12.6%

Chart 1. Prices of sold production of industry in 2017-2019 (change in % to the previous period)

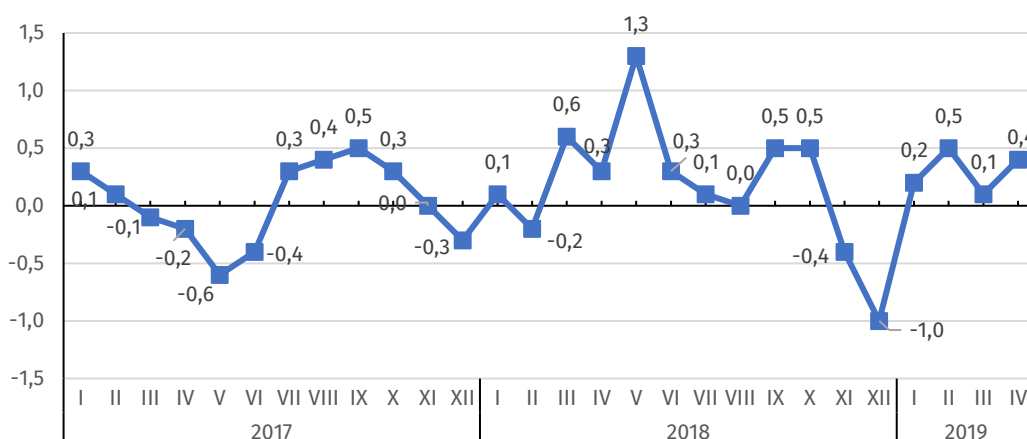


Chart 2. Prices of sold production of industry in 2017-2019 (change in % to the same period of the previous year)

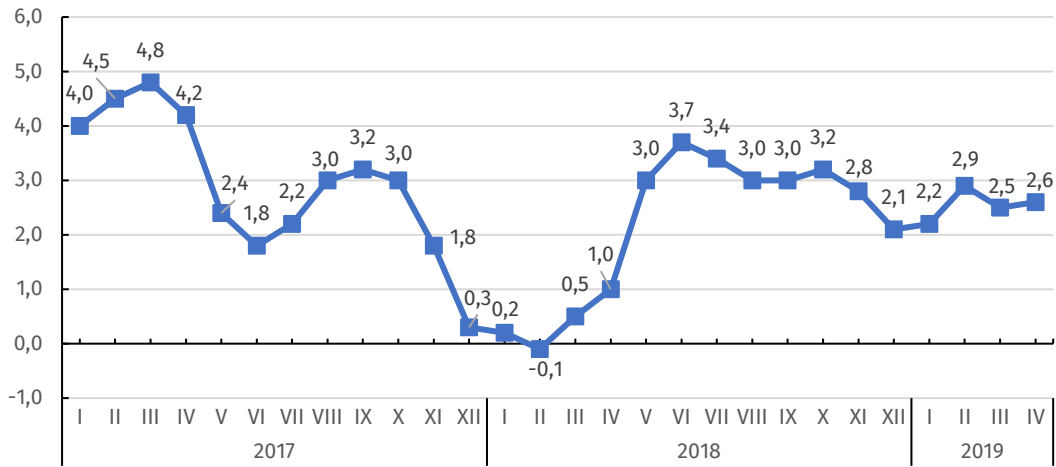


Chart 3. Prices of sold production of industry in 2017-2019 (changes in % to XII 2017)

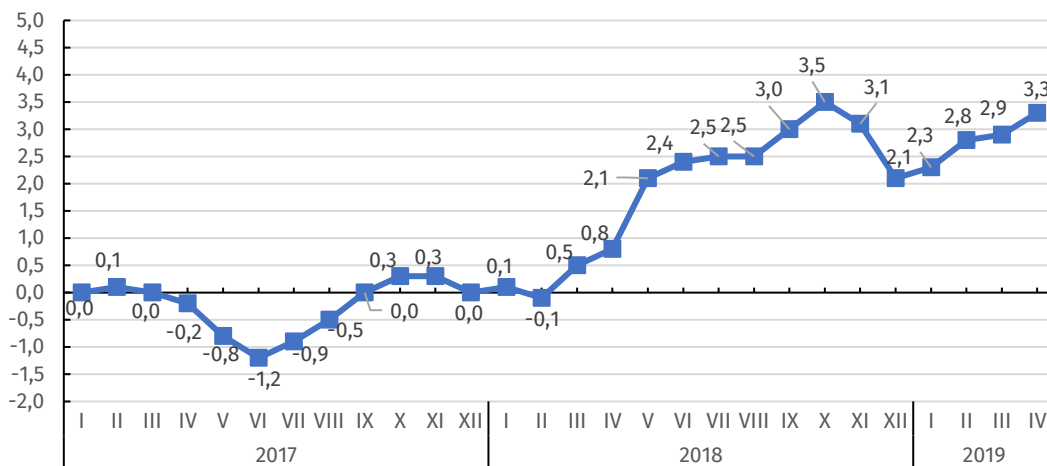
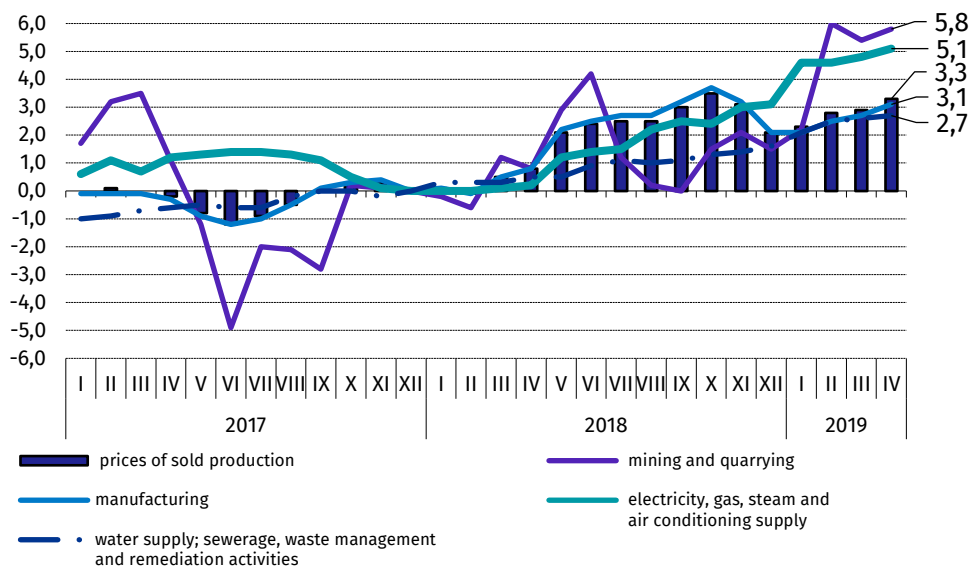


Chart 4. Prices of sold production of industry by sections NACE in 2017-2019 (changes in % to XII 2017)



Prepared by:

The Trade and Services Department

Bożena Kudelska

Tel: 22 608 36 07

e-mail: B.Kudelska@stat.gov.pl

Issued by:

**The Spokesperson for the President
of the Statistic Poland**

Karolina Dawidziuk

Tel: 22 608 3475, 22 608 3009

e-mail: rzecznik@stat.gov.pl

Press Office

tel.: 22 608 34 91, 22 608 38 04

e-mail: obslugaprasowa@stat.gov.pl



www.stat.gov.pl/en/



@StatPoland



@GlownyUrzadStatystyczny

Related information

[Statistical Bulletin](#)

[News Releases](#)

Data available in databases

[Analytical Platform - Knowledge Databases](#)

[Macroeconomic Data Bank](#)

[Prices indices \(Topics: Prices, Trade\)](#)

Terms used in official statistics

[Price index of sold production of industry](#)