

Price indices of sold production of industry in February 2019

20.03.2019


0.5%

The growth of producer prices in industry in comparison to the previous month

According to preliminary data in February 2019 the prices of sold production of industry were higher in comparison to the previous month by 0.5%. In comparison to the corresponding period of the last year the prices increased by 2.9%.

Table 1. Price indices of sold production of industry in February 2019

SPECIFICATION	I 2019=100		II 2019=100		I-II 2019	
	XII 2018=100	corresponding period 2018=100	I 2019=100	XII 2018=100	I-II 2018	
PRICE INDICES OF SOLD PRODUCTION OF INDUSTRY						
TOTAL	100,2	102,2	102,9	100,5	100,7	102,6
Mining and quarrying	100,7*	102,4*	106,3	103,5	104,2	104,4
Manufacturing	100,0	102,0*	102,6	100,4	100,4	102,3
Electricity, gas, steam and air conditioning supply	101,5*	104,6*	104,6	100,0	101,5	104,6
Water supply; sewerage, waste management and remediation activities	100,5*	101,8*	102,2	100,3	100,8	102,0

* Data revised.

In February in comparison to the previous month prices increase was recorded in sections of industry excluding prices in electricity, gas, steam and air conditioning supply that remained unchanged. In annual terms the growth of prices was noticed in all sections

According to preliminary data, the prices of sold production of industry in February 2019 were by 0.5% higher than in the previous month. The largest increase in prices was noticed in section mining and quarrying by 3.5% of which in mining of metal ores by 7.9% and in mining of coal and lignite by 0.8%. The growth of prices was recorded in manufacturing by 0.4%. Within divisions of this section the biggest growth of prices occurred in manufacture of coke and refined petroleum products (by 5.9%). The prices have also been increased, among others in manufacture: of leather and related products (by 0.7%), of tobacco products, of other non-metallic mineral products (by 0.6% each), of printing and reproduction of recorded media (by 0.5%), in manufacture of beverages, of textiles, of other transport equipment (by 0.4% each), of electrical equipment (by 0.3%), of paper and paper products (by 0.2%), of chemicals and chemical products, of basic metals (by 0.1% each). The prices in manufacture of products of wood, cork, straw and wicker as well as in manufacture of motor vehicles, trailers and semi-trailers remained unchanged to the ones recorded in the previous month. The drop of prices was recorded in manufacture: of food products, of metal products, of furniture (by 0.1% each), of machinery and equipment (by 0.2%), of rubber and plastic products, of computer, electronic and optical products (by 0.3% each), of pharmaceutical products (by 0.5%), of wearing apparel (by 0.6%). The prices in water supply; sewerage, waste management and remediation activities increased by 0.3%. However, in electricity, gas, steam and air conditioning supply remained unchanged.

In February 2019 in comparison to the previous month the biggest growth of prices was recorded in manufacture of coke and refined petroleum products by 5.9% (in comparison to December last year the price growth was recorded by 6.9%)

In February 2019 the prices of sold production of industry were by 2.9% higher than a year earlier. The rise of prices was recorded in the all sections. The biggest growth of prices was recorded in mining and quarrying by - 6.3 % of which in mining of coal and lignite - by 6.2% and in mining of metal ores - by 3.6%. The prices in electricity, gas, steam and air conditioning supply increased- by 4.6%. The prices in manufacturing rose by 2.6%, of which the biggest growth occurred in manufacture of coke and refined petroleum products (by 14.0%). The growth of prices was recorded among other things also in manufacture: of leather and related products (by 7.5%), of other non-metallic mineral products (by 5.8%), of textiles (by 3.9%), of other transport equipment (by 3.6%), of paper and paper products (by 3.4%), of tobacco products, of chemicals and chemical products, of basic metals, of metal products (by 2.1% each), of motor vehicles, trailers and semi-trailers, of furniture (by 2.0% each), of beverages (by 1.8%), of products of wood, cork, straw and wicker, of printing and reproduction of recorded media, of pharmaceutical products (by 1.5% each), of electrical equipment (by 1.4%), of wearing apparel (by 1.3%), of machinery and equipment (by 1.2%), of food products (by 1.1%), of rubber and plastic products (by 0.7%), of computer, electronic and optical products (by 0.2%). The prices in section water supply; sewerage, waste management and remediation activities rose - by 2.2%.

The biggest growth of prices in comparison to February of the previous year was recorded in manufacture of coke and refined petroleum products by 14.0%

Chart 1. Prices of sold production of industry in 2017-2019 (change in% to the previous period)

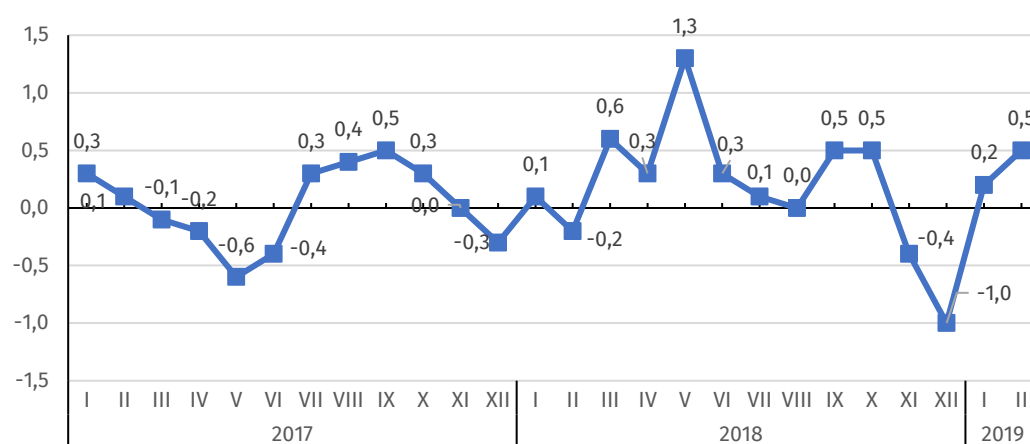


Chart 2. Prices of sold production of industry in 2017-2019 (change in% to the same period of the previous year)

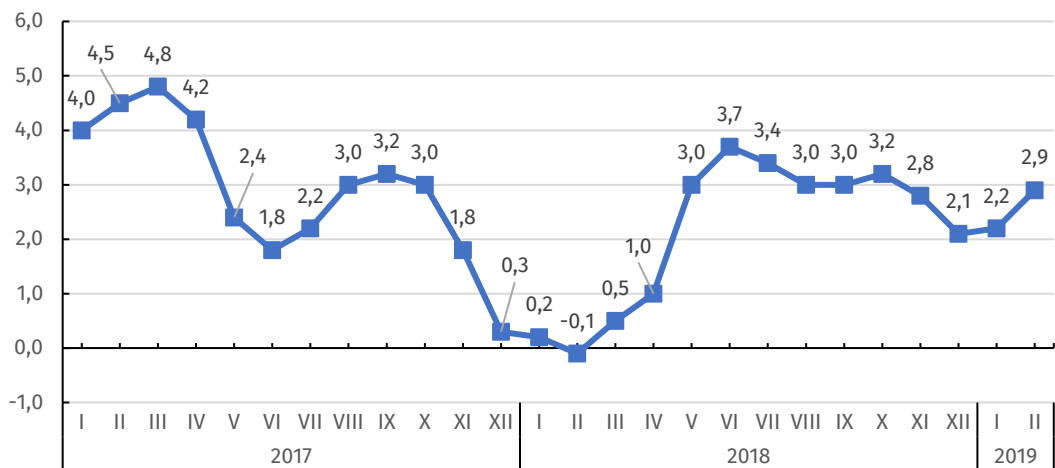


Chart 3. Prices of sold production of industry in 2017-2019 (changes in % to XII 2017)

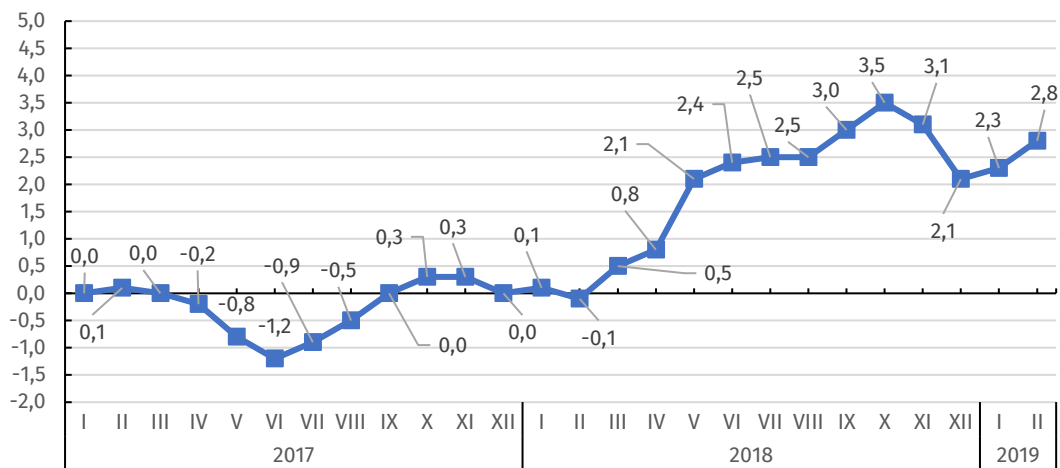
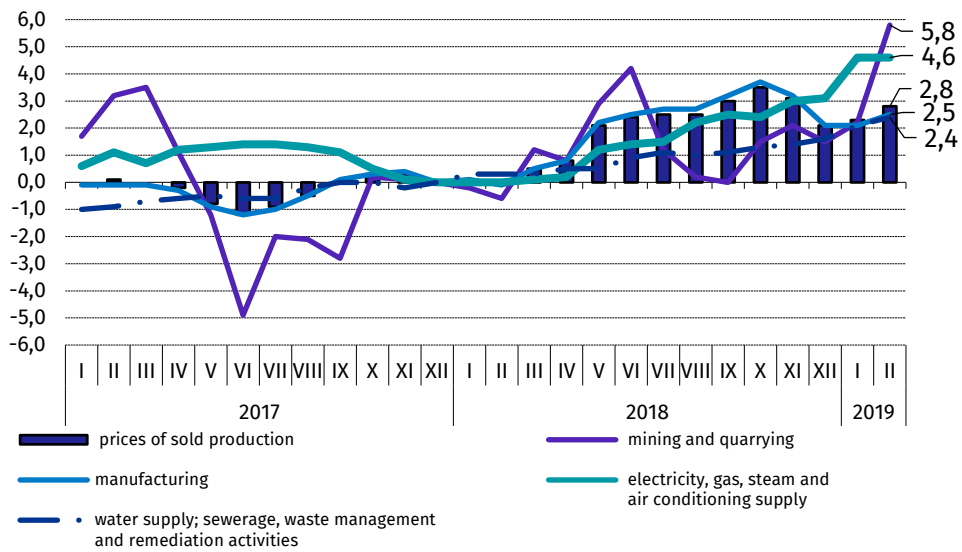


Chart 4. Prices of sold production of industry by sections NACE in 2017-2019 (changes in % to XII 2017)



Prepared by:

The Trade and Services Department

Bożena Kudelska

Tel: 22 608 36 07

e-mail: B.Kudelska@stat.gov.pl

Issued by:

**The Spokesperson for the President
of the Statistic Poland**

Karolina Dawidziuk

Tel: 22 608 3475, 22 608 3009

e-mail: rzecznik@stat.gov.pl

Press Office

tel.: 22 608 34 91, 22 608 38 04

e-mail: obslugaprasowa@stat.gov.pl



www.stat.gov.pl/en/



@StatPoland



@GlownyUrzadStatystyczny

Related information

[Statistical Bulletin](#)

[News Releases](#)

Data available in databases

[Analytical Platform - Knowledge Databases](#)

[Macroeconomic Data Bank](#)

[Prices indices \(Topics: Prices, Trade\)](#)

Terms used in official statistics

[Price index of sold production of industry](#)