

# Price indices of sold production of industry and construction and assembly production in June 2018

18.07.2018

**↑0.3%**

Growth of producer prices in industry in comparison to the previous month

According to preliminary data in June 2018 the prices of sold production of industry were by 0.3% higher in comparison to May 2018.

It is estimated that the prices of construction and assembly production in June 2018 increased by 0.4% in comparison to the previous month.

According to preliminary data in June 2018 the prices of sold production of industry were higher by 3.7% in comparison to June 2017. The prices increase was also recorded in construction and assembly production – by 2.8%. In the period January-June 2018 the prices of sold production of industry were higher by 1.4% in comparison to the corresponding period 2017 (when the growth was recorded – by 3.6%), the prices of construction and assembly production increased by 2.1% (the growth in 2017 – by 0.3%).

The prices in industry in June 2018 in annual terms were higher by 3.7%, in construction – by 2.8%

In June 2018 in comparison to the previous month this year prices in all section of industry increased. In comparison to corresponding month of the previous year prices increase was recorded in most section. The drop of prices was recorded in section electricity, gas, steam and air conditioning supply

SPECIFICATION	V 2018		VI 2018		I-VI 2018	
	IV 2018=100	corresponding period of 2017=100	V 2018=100	XII 2017=100	I-VI 2017=100	
<b>PRICE INDICES OF SOLD PRODUCTION OF INDUSTRY</b>						
<b>TOTAL</b>	<b>101.3*</b>	<b>103.0*</b>	<b>103.7</b>	<b>100.3</b>	<b>102.4</b>	<b>101.4</b>
Mining and quarrying	102.1	106.2*	111.5	101.2	104.1	102.8
Manufacturing	101.4*	103.1*	103.7	100.3	102.5	101.4
Electricity, gas, steam and air conditioning supply	101.0*	99.9*	99.9	100.2	101.4	99.4
Water supply; sewerage, waste management and remediation activities	100.0*	101.0	101.3	100.2	100.7	101.1
<b>PRICE INDICES OF CONSTRUCTION AND ASSEMBLY PRODUCTION</b>						
<b>TOTAL</b>	<b>100.3</b>	<b>102.4</b>	<b>102.8</b>	<b>100.4</b>	<b>101.5</b>	<b>102.1</b>

\* Data revised.

## The prices of sold production of industry

According to preliminary data, **the prices of sold production of industry** in June 2018 were by 0.3% higher than in the previous month. The growth of prices was recorded in mining and quarrying by 1.2%, of which in mining of metal ores (by 3.0%) as well as in mining of coal and lignite (by 0.1%). The prices increased in manufacturing by 0.3%, in which in manufacturing of leather and related products (by 1.1%), of basic metals, of pharmaceutical products (by 1.0%), of coke and refined petroleum products (by 0.8%), of food products, of tobacco products (by 0.6% each), of chemicals and chemical products, of other non-metallic mineral products, of other transport equipment (by 0.4% each), of furniture, of wearing apparel, of printing and reproduction of recorded media (by 0.3% each), of metal products, of electrical equipment, of products of wood, cork, straw and wicker, of motor vehicles, trailers and semi-trailers (by 0.2% each). The prices in manufacture of machinery and equipment reached the level similar to the one recorded in May 2018. The drop of prices were recorded among other things in manufacture of textiles (of 0.2%), of rubber and plastic products (of 0.3%), of paper and paper products (of 0.4%), of computer, electronic and optical products (of 0.6%), of beverages (of 0.7%). The growth of prices was recorded in sections: electricity, gas, steam and air conditioning supply and water supply; sewerage, waste management and remediation activities by 0.2% each.

In June 2018 the prices of sold production of industry were by 3.7% higher than a year earlier. The biggest growth of prices was recorded in mining and quarrying by 11.5%. The prices increased in manufacturing - by 3.7%, in which the most in manufacturing of coke and refined petroleum products (by 34.5%). The growth of prices was also recorded in manufacture of basic metals (by 9.4%), of paper and paper products (by 5.8%), of other non-metallic mineral products (by 3.5%), of chemicals and chemical products (by 3.1%), of leather and related products (by 2.9%), of wearing apparel (by 2.7%), of products of wood, cork, straw and wicker (by 2.6%), of motor vehicles, trailers and semi-trailers, of printing and reproduction of recorded media (by 1.8% each), of metal products (by 1.6%), of rubber and plastic products (by 1.0%), of machinery and equipment, of beverages (by 0.8%), of electrical equipment (by 0.7%), of furniture (by 0.4%), of textiles (by 0.3%) as well as of food products (by 0.2%). The drop of prices was recorded among other things in manufacture of tobacco products (of 0.4%), of computer, electronic and optical products (of 1.0%), of other transport equipment as well as of pharmaceutical products (of 1.4% each). The prices in section water supply; sewerage, waste management and remediation activities were higher by 1.3%. The drop of prices was recorded in section electricity, gas, steam and air conditioning supply of 0.1%.

## The prices of construction and assembly production

It is estimated that **the prices of construction and assembly production** in June 2018 were by 0.4% higher than in the previous month. The growth of prices was recorded in construction of buildings (by 0.4%), in civil engineering (by 0.3%), in specialised construction activities (by 0.2%).

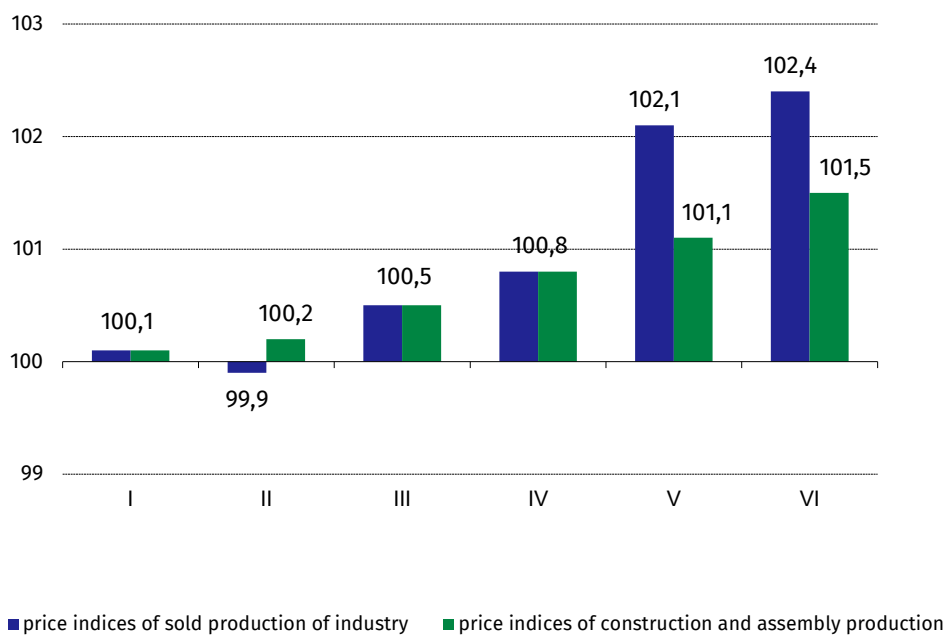
In comparison to June of the previous year, the prices of construction and assembly production were higher by 2.8%. The growth of prices was recorded in construction of buildings (by 3.1%), in civil engineering (by 2.9%) as well as in specialised construction activities (by 2.3%).

In June 2018 in comparison to the previous month the biggest growth of prices was recorded in mining of metal ores by 3.0% (in comparison to December 2017 the growth was 4.5%, and in comparison to June of the previous year - 13.2%)

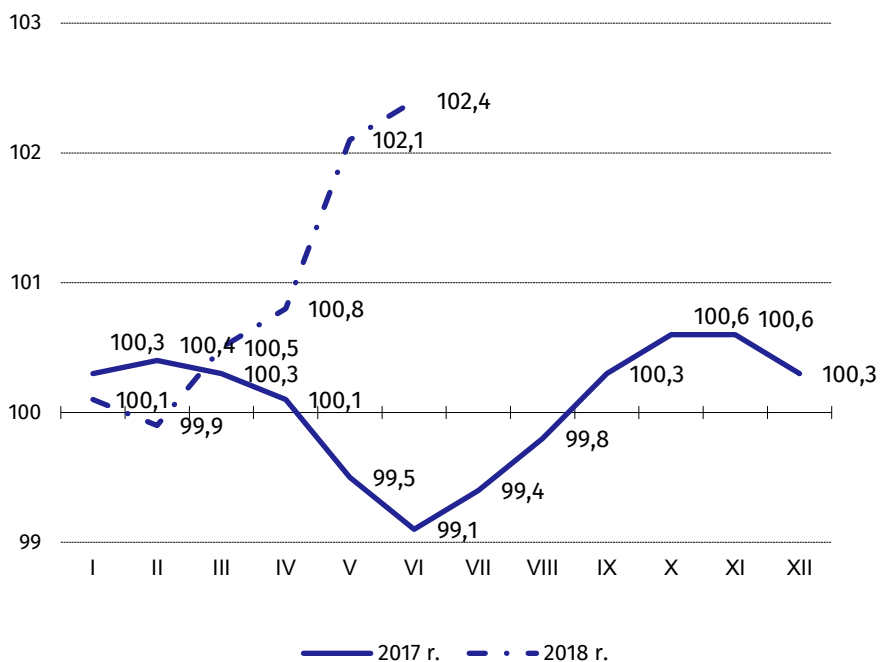
In June 2018 in comparison to June of the previous year biggest growth of prices was recorded in manufacture of coke and refined petroleum products by 34.5% (in comparison to December 2017 the growth was 16.5%, and in comparison to the previous month - 0.8%)

Prices in construction in June 2018 in annual terms increased in all divisions of construction

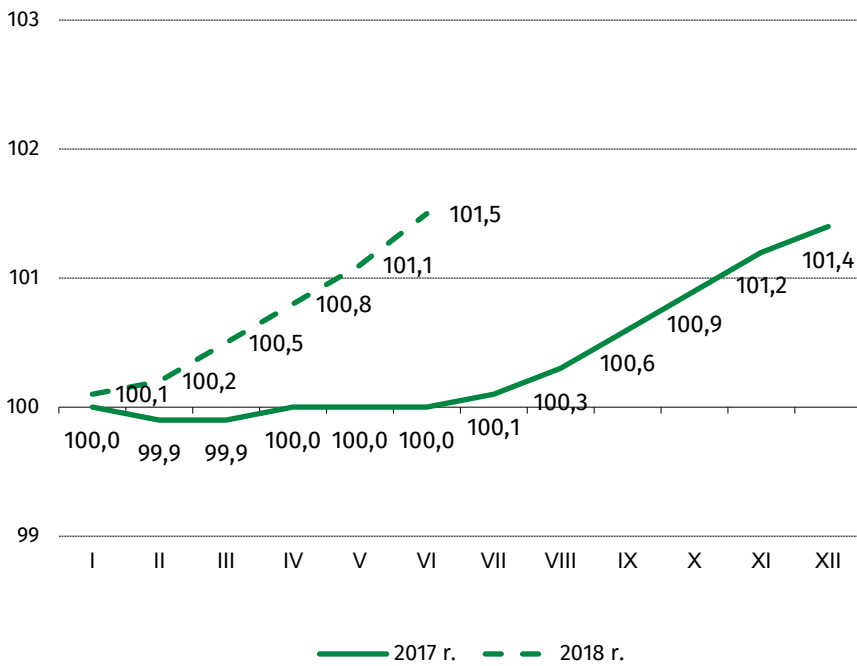
**Chart 1. Dynamics of prices in 2018 (XII previous year = 100)**



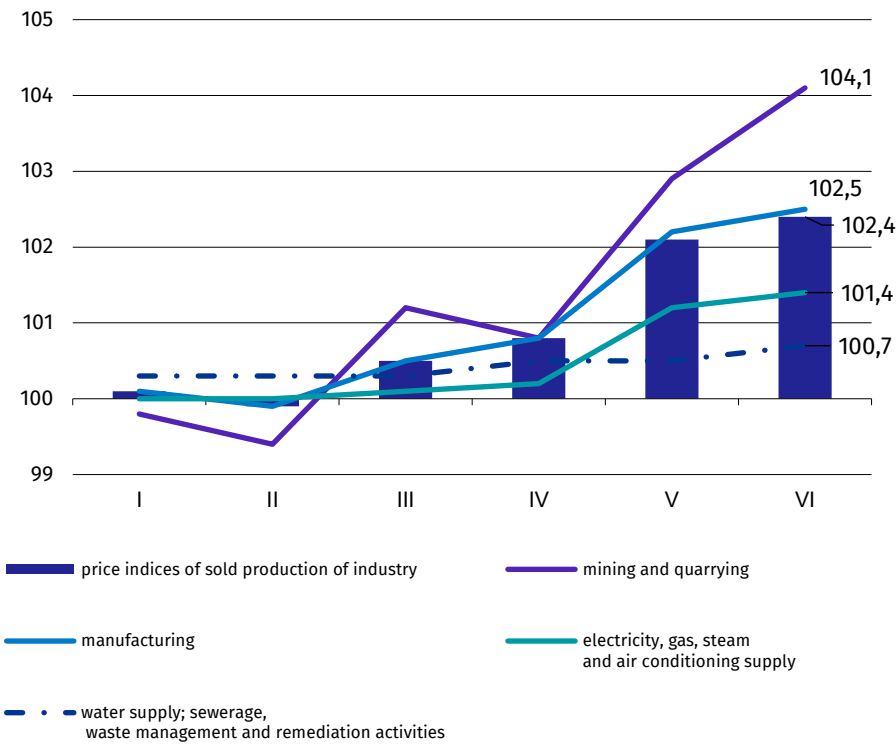
**Chart 2. Dynamics of prices of sold production of industry in 2017-2018 (XII previous year = 100)**



**Chart 3. Dynamics of prices of assembly and construction production in 2017-2018 (XII previous year = 100)**



**Chart 4. Dynamics of prices of sold production of industry sections in 2018 (XII previous year = 100)**



Prepared by:

**The Trade and Services Department**

**Bożena Kudelska**

Tel: +48 22 608 3607

e-mail: [B.Kudelska@stat.gov.pl](mailto:B.Kudelska@stat.gov.pl)

Issued by:

**The Spokesperson for the President  
of the Statistic Poland**

**Karolina Dawidziuk**

Tel: +48 22 608 3475, +48 22 608 3009

e-mail: [rzecznik@stat.gov.pl](mailto:rzecznik@stat.gov.pl)

#### Press Office

tel.: +48 22 608 34 91, +48 22 608 38 04

fax: +48 22 608 38 86

e-mail: [obslugaprasowa@stat.gov.pl](mailto:obslugaprasowa@stat.gov.pl)



[www.stat.gov.pl/en/](http://www.stat.gov.pl/en/)



@StatPoland



@GlownyUrzadStatystyczny

#### Related information

[Statistical Bulletin](#)

[News Releases](#)

#### Data available in databases

[Analytical Platform - Knowledge Databases](#)

[Macroeconomic Data Bank](#)

[Prices indices \(Topics: Prices, Trade\)](#)

#### Terms used in official statistics

[Price index of sold production of industry](#)

[Price index of construction and assembly production](#)