

Price indices of sold production of industry and construction and assembly production in April 2018

↑0.3%

Growth of producer prices in industry and in construction in comparison to the previous month

According to preliminary data in April 2018 both the prices of sold production of industry and construction and assembly production were higher by 0.3%.

According to preliminary data in April 2018 the prices of sold production of industry were higher by 1.1% in comparison to April 2017. The prices increase was also recorded in construction and assembly production – by 2.1%. In the period January-April 2018 the prices of sold production of industry were higher by 0.4% in comparison to the corresponding period 2017 (when the growth was recorded – by 4.4%), the prices of construction and assembly production increased by 1.8% (the growth in 2017 – by 0.3%).

SPECIFICATION	III 2018		IV 2018		I-IV 2018
	II 2018=100	corresponding period of 2017=100	III 2018=100	XII 2017=100	I-IV 2017=100

PRICE INDICES OF SOLD PRODUCTION OF INDUSTRY

	100.6*	100.5*	101.1	100.3	100.8	100.4
TOTAL						
Mining and quarrying	101.8*	99.7*	101.6	99.6	100.8	99.9
Manufacturing	100.6*	100.6*	101.2	100.4	100.9	100.5
Electricity, gas, steam and air conditioning supply	100.1	99.3*	98.9	100.0	100.1	99.1
Water supply; sewerage, waste management and remediation activities	100.0*	101.0*	100.9	100.1	100.4	101.1

PRICE INDICES OF CONSTRUCTION AND ASSEMBLY PRODUCTION

	100.3*	101.9*	102.1	100.3	100.8	101.8
TOTAL						

* Data revised.

The prices of sold production of industry

According to preliminary data, **the prices of sold production of industry** in April 2018 were by 0.3% higher than in the previous month. The growth of prices was recorded in manufacturing by 0.4%, of which the biggest in manufacture of coke and refined petroleum products (by 5.5%). Higher were also prices among other things in manufacture of tobacco products (by 0.7%), of basic metals, of computer, electronic and optical products, of paper and paper products (by 0.4% each), of wearing apparel, of leather and related products (by 0.3% each), of other non-metallic mineral products, of textiles (by 0.2%), of metal products, of chemicals and chemical products, of machinery and equipment, of printing and reproduction of recorded media (by 0.1%). The prices in manufacture of electrical equipment as well as of products of wood, cork, straw and wicker reached the level similar to the one recorded in March 2018. The drop of prices were recorded in manufacture of food products, of motor vehicles, trailers and semi-trailers (of 0.1%), of rubber and plastic products, of other transport equipment (by 0.2% each), of pharmaceutical products (of 0.3%), of furniture (of 0.4%) as well as of beverages (of 0.6%). The growth of prices was recorded in section water supply; sewerage, waste management and remediation activities by 0.1%. The prices in section electricity, gas, steam and air conditioning supply reached the level similar to the one recorded in March 2018. However the drop of prices was recorded in mining and quarrying of 0.4%, of which in mining of coal and lignite (of 1.6%) but the growth of prices was recorded in mining of metal ores (by 0.9%).

In April 2018 the prices of sold production of industry were by 1.1% higher than a year earlier. The biggest growth of prices was recorded in mining and quarrying by 1.6%, of which in mining of coal and lignite (by 2.0%), but the drop of prices was recorded in mining of metal ores (of 1.0%). The prices increased in manufacturing by 1.2%, in which the most in manufacturing of coke and refined petroleum products (by 9.1%). The growth of prices was also recorded in manufacture of basic metals (by 5.4%), of paper and paper products (by 5.3%), of other non-metallic mineral products (by 2.4%), of wearing apparel (by 2.2%), of products of wood, cork, straw and wicker (by 1.6%), of leather and related products (by 1.4%), of beverages (by 1.1%), of tobacco products (0.7%), of metal products (by 0.6%), of chemicals and chemical products (by 0.4%), of food products, of electrical equipment, of machinery and equipment (by 0.2%) as well as of motor vehicles, trailers and semi-trailers (by 0.1%). The drop of prices was recorded among other things in manufacture of rubber and plastic products (of 0.2%), of furniture (of 0.4%), of textiles (of 0.5%), of printing and reproduction of recorded media (of 0.6%), of pharmaceutical products (of 1.0%), of computer, electronic and optical products (of 1.6%) as well as of other transport equipment (of 4.3%). The prices in section water supply; sewerage, waste management and remediation activities were higher by 0.9%. The drop of prices was recorded in section electricity, gas, steam and air conditioning supply of 1.1%.

The prices of construction and assembly production

It is estimated that **the prices of construction and assembly production** in April 2018 were by 0.3% higher than in the previous month. The growth of prices was recorded in construction of buildings (by 0.4%), in civil engineering (by 0.3%), in specialised construction activities (by 0.1%).

In comparison to April of the previous year, the prices of construction and assembly production were higher by 2.1%. The growth of prices was recorded in construction of buildings (by 2.5%), in civil engineering (by 2.1%) as well as in specialised construction activities (by 1.8%).

In April 2018 in comparison to the previous month the biggest growth of prices was recorded in manufacture of coke and refined petroleum products by 5.5% (in comparison to April 2017 the growth was 9.1%)

Prices in construction in April 2018 in annual terms increased in all divisions of construction

Chart 1. Dynamics of prices in 2018 (XII previous year = 100)

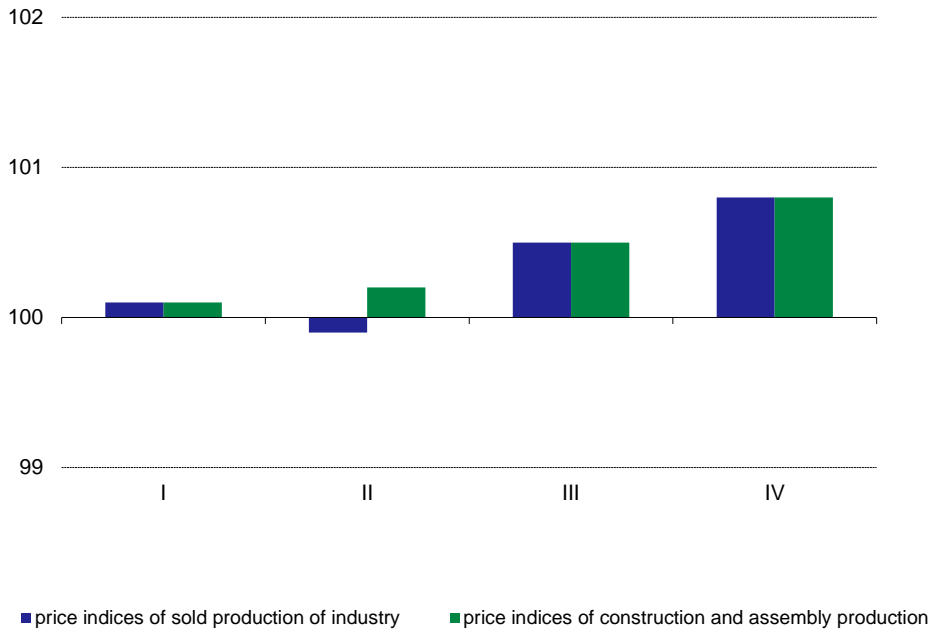


Chart 2. Dynamics of prices of sold production of industry in 2017-2018 (XII previous year = 100)

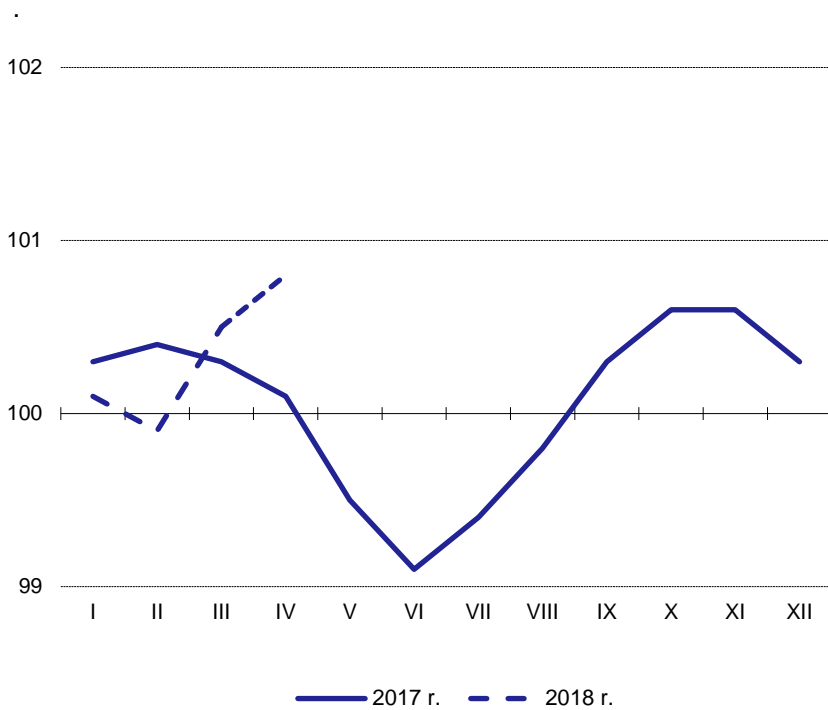


Chart 3. Dynamics of prices of assembly and construction production in 2017-2018 (XII previous year = 100)

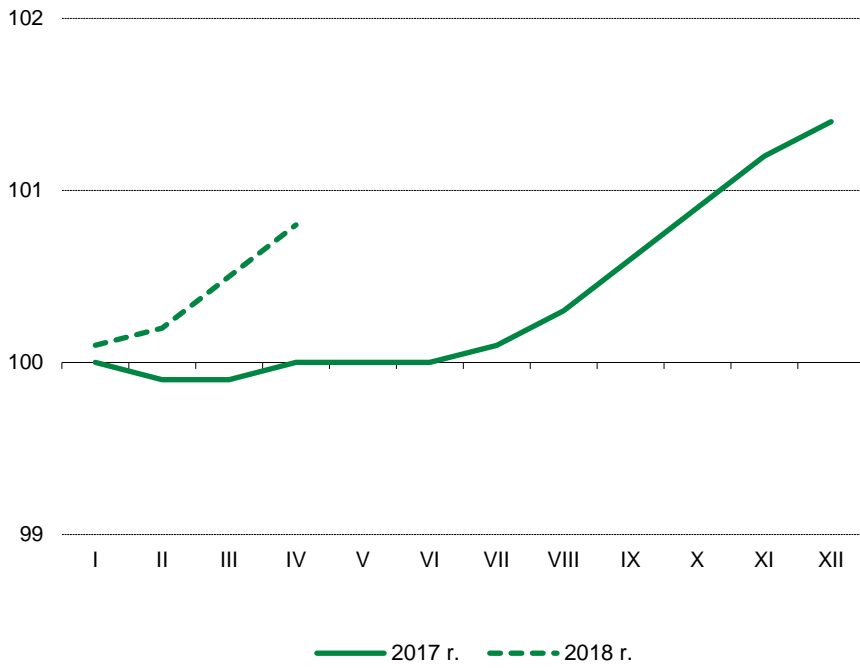
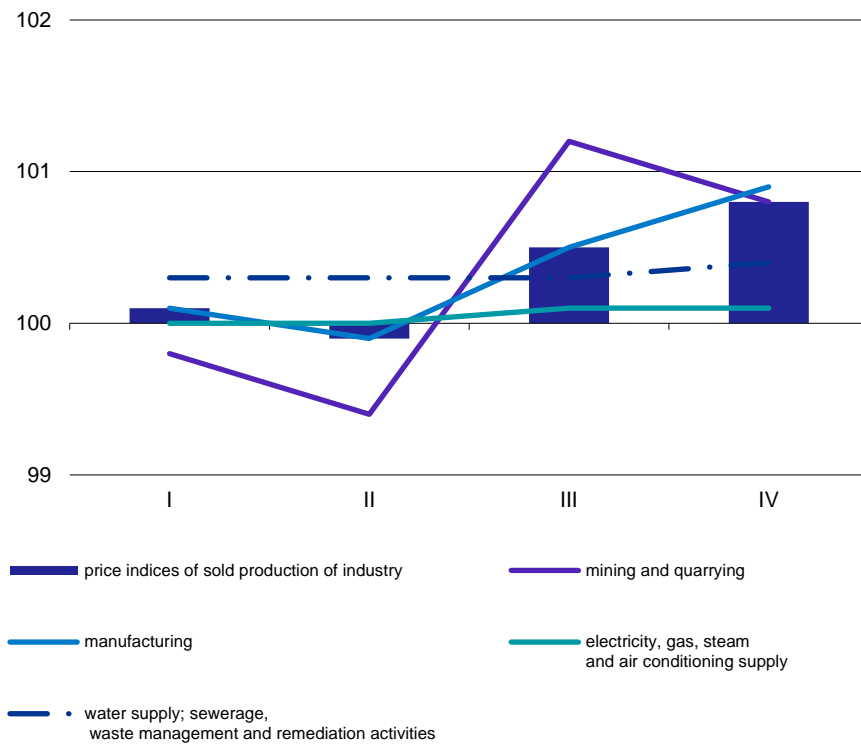


Chart 4. Dynamics of prices of sold production of industry sections in 2018 (XII previous year = 100)



Prepared by:

The Production Department

Bożena Kudelska

Tel: +48 22 608 3607

e-mail: B.Kudelska@stat.gov.pl

Issued by:

**The Spokesperson for the President
of the Statistic Poland**

Karolina Dawidziuk

Tel: +48 22 608 3475, +48 22 608 3009

e-mail: rzecznik@stat.gov.pl

Press Office

tel.: +48 22 608 34 91, +48 22 608 38 04

fax: +48 22 608 38 86

e-mail: obslugaprasowa@stat.gov.pl



www.stat.gov.pl/en/



@StatPoland



@GlownyUrzadStatystyczny

Related information

[Statistical Bulletin](#)

[News Releases](#)

Data available in databases

[Analytical Platform - Knowledge Databases](#)

[Macroeconomic Data Bank](#)

[Prices indices \(Topics: Prices, Trade\)](#)

Terms used in official statistics

[Price index of sold production of industry](#)

[Price index of construction and assembly production](#)