

**PRICE INDICES OF SOLD PRODUCTION OF INDUSTRY
AND CONSTRUCTION AND ASSEMBLY PRODUCTION
in August 2017**

Specification	July 2017		August 2017			Jan.- August 2017
	June 2017= =100	corresponding period of 2016=100	July 2017= =100	December 2016= =100	Jan.- August 2016=10 0	
PRICE INDICES OF SOLD PRODUCTION OF INDUSTRY						
TOTAL	100.3	102.2	103.0	100.4	99.8	103.4
Mining and quarrying	103.1*	118.2*	118.9	99.9	96.0	124.2
Manufacturing	100.2	101.6	102.5	100.4	99.8	102.7
Electricity, gas, steam and air conditioning supply	100.0	100.8	100.7	99.9	100.7	100.3
Water supply; sewerage, waste management and remediation activities	100.0*	102.4*	102.6	100.3	101.2	102.9
PRICE INDICES OF CONSTRUCTION AND ASSEMBLY PRODUCTION						
TOTAL	100.1	100.3	100.4	100.2	100.3	100.3

* Data revised.

According to preliminary data, **the prices of sold production of industry** in August 2017 were by 0.4% higher than in the previous month. The growth of prices was recorded in manufacturing by 0.4% of which the biggest in manufacture of coke and refined petroleum products (by 2.7%). Higher than in the previous month were also prices among other things in printing and reproduction of recorded media (by 0.8%), in manufacture of motor vehicles, trailers and semi-trailers (by 0.6%), of food products, of paper and paper products (by 0.5% each), of products of wood, cork, straw and wicker (by 0.4%), of chemicals and chemical products, of electrical equipment, of furniture, of wearing apparel (by 0.3% each), of beverages, of textiles (by 0.2% each), of rubber and plastic products, of other non-metallic mineral products as well as of machinery and equipment (by 0.1% each). Prices in manufacture of basic metals as well as of leather and related products reached the level similar to the one recorded in July 2017. The drop of prices was recorded in manufacture of metal products, of other transport equipment (of 0.1% each), of pharmaceutical products (of 0.2%), of computer, electronic and optical products (of 0.3%) as well as of tobacco products (of 0.4%). The growth of prices was recorded in section water supply; sewerage, waste management and remediation activities by 0.3%. Prices in sections: mining and quarrying and electricity, gas, steam and air conditioning supply were lower of 0.1% each.

In comparison to December of the previous year the prices of sold production of industry were lower of 0.2%. The prices in mining and quarrying were lower of 4.0%. The drop of prices was recorded in manufacturing of 0.2%, of which the biggest in manufacture of coke and refined petroleum products (of 7.3%). The drop of prices was also recorded among other things in manufacture of other transport equipment (of 4.8%), of printing and reproduction of recorded media (of 2.7%), of rubber and plastic products (of 1.9%), of motor vehicles, trailers and semi-trailers (of 1.7%), of electrical equipment, of furniture, of textiles (of 1.1% each), of machinery and equipment (of 0.9%), of tobacco products (of 0.7%), of computer, electronic and optical products (of 0.5%) as well as of metal products (of 0.2%). The growth prices was recorded among other things in manufacture of wearing apparel, of leather and related products (by 0.1% each), of products of wood, cork, straw and wicker (by 0.3%), of pharmaceutical products, of other non-metallic mineral products (by 0.4% each), of paper and paper products (by 1.1%), of chemicals and chemical products (by 2.3%), of food products (by 2.8%), of basic metals (by 3.1%) as well as of beverages (by 3.2%). The prices in section electricity, gas, steam and air conditioning supply were higher by 0.7%, in section water supply; sewerage, waste management and remediation activities - by 1.2%.

In August 2017 the prices of sold production of industry were by 3.0% higher than a year earlier. Prices in mining and quarrying were higher by 18.9%. The growth of prices was also recorded in sections: water supply; sewerage, waste management and remediation activities - by 2.6%, manufacturing - by 2.5% as well as in electricity, gas, steam and air conditioning supply - by 0.7%.

It is estimated that in August 2017 **the prices of construction and assembly production** were by 0.2% higher than in the previous month. The growth of prices was recorded in construction of buildings as well as in civil engineering (by 0.2% each) as well as in specialised construction activities (by 0.1%).

In August 2017 the prices of construction and assembly production were by 0.3% higher than in December of previous year and by 0.4% higher than in August of the previous year.

Fig. 1.

Dynamics of prices of sold production of industry in 2016-2017

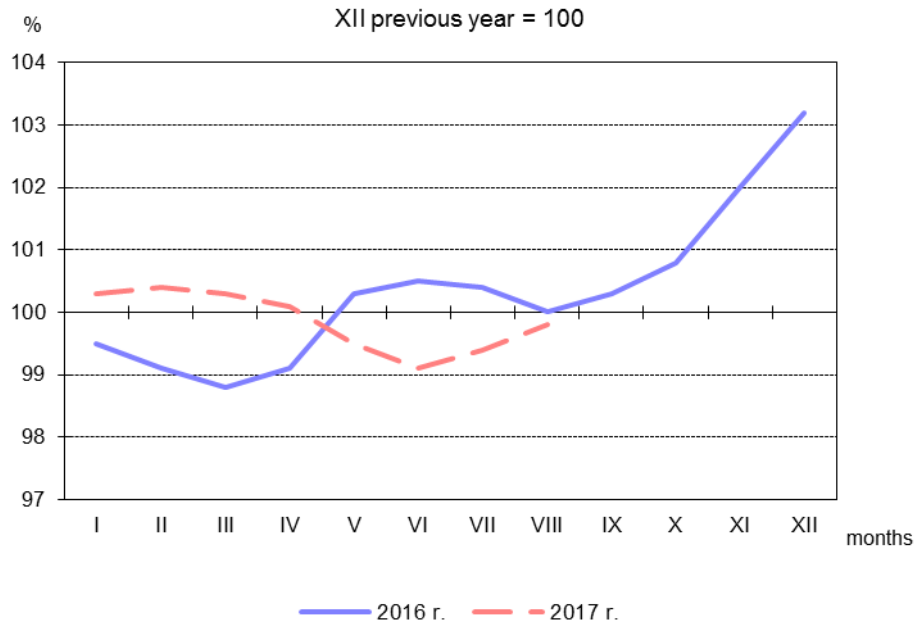


Fig. 2.

Dynamics of prices of construction and assembly production in 2016-2017

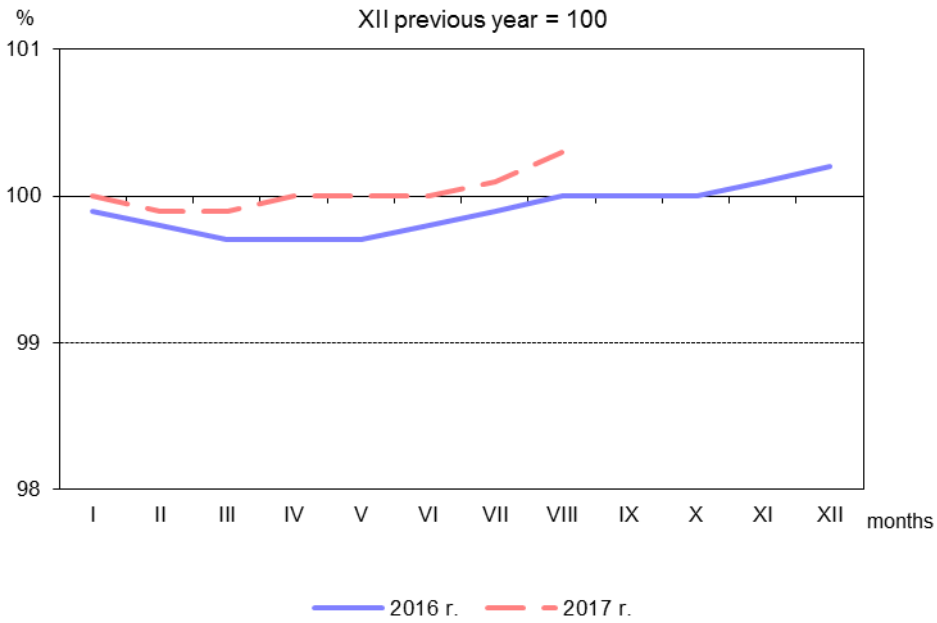


Fig. 3.

Dynamics of prices in 2017 XII previous year = 100

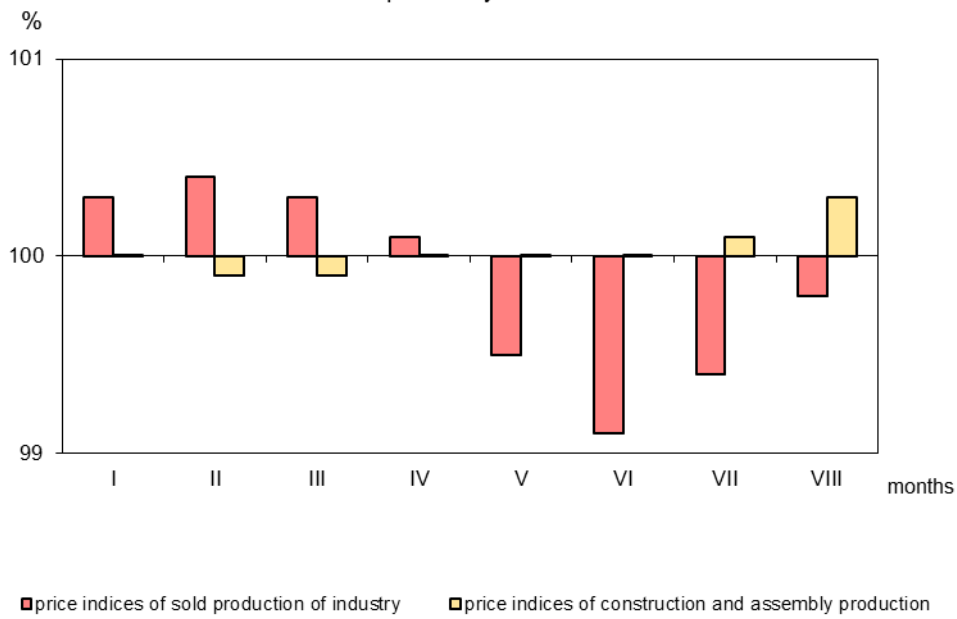


Fig. 4.

Dynamics of prices of sold production of industry sections in 2017 XII previous year = 100

