

**PRICE INDICES OF SOLD PRODUCTION OF INDUSTRY
AND CONSTRUCTION AND ASSEMBLY PRODUCTION
in May 2017**

Specification	April 2017		May 2017		Jan.- May 2017	
	March 2017= =100	corresponding period of 2016=100	April 2017= =100	December 2016= =100	Jan.- May 2016=100	
PRICE INDICES OF SOLD PRODUCTION OF INDUSTRY						
TOTAL	99.8	104.2*	102.5	99.5	99.6	104.0
Mining and quarrying	97.7*	126.9*	123.9	97.8	96.9	127.8
Manufacturing	99.8	103.6	101.7	99.5	99.6	103.3
Electricity, gas, steam and air conditioning supply	100.5*	101.0*	100.9	100.1	100.7	100.2
Water supply; sewerage, waste management and remediation activities	100.1	103.0	102.6	100.0	100.9	103.1
PRICE INDICES OF CONSTRUCTION AND ASSEMBLY PRODUCTION						
TOTAL	100.1	100.4	100.4	100.1	100.1	100.4

* Data revised.

According to preliminary data, **the prices of sold production of industry** in May 2017 were lower of 0.5% than in the previous month. The drop of prices was recorded in mining and quarrying of 2.2% of which in mining of metal ores (of 6.1%) as well as in mining of coal and lignite (of 0.2%). The drop of prices was also recorded in manufacturing of 0.5% of which the biggest in manufacture of coke and refined petroleum products (of 5.3%). Lower than in the previous month were also prices among other things in manufacture of chemicals and chemical products, of other transport equipment (of 0.8% each), of computer, electronic and optical products (of 0.6%), of electrical equipment, of other non-metallic mineral products, of leather and related products (of 0.5% each), of motor vehicles, trailers and semi-trailers, of rubber and plastic products, of textiles (of 0.4% each), of furniture, of pharmaceutical products, of metal products, of tobacco products, of wearing apparel (of 0.3% each), of beverages (of 0.2%), of machinery and equipment as well as of printing and reproduction of recorded media (of 0.1% each). Prices among other things in manufacture of paper and paper products reached the level similar to the one recorded in the previous month. The growth of prices was recorded in manufacture of basic metals (by 0.1%), of products of wood, cork, straw and wicker (by 0.2%) as well as of food products (by 0.5%). Prices in section water supply; sewerage, waste management and remediation activities reached the level similar to the one recorded in the previous month, however in section electricity, gas, steam and air conditioning supply prices increased by 0.1%.

In May 2017 the prices of sold production of industry were by 2.5% higher than a year earlier. Prices in mining and quarrying were higher by 23.9%. The growth of prices was also recorded in sections: water supply; sewerage, waste management and remediation activities - by 2.6%, manufacturing - by 1.7% as well as in electricity, gas, steam and air conditioning supply - by 0.9%.

It is estimated that in May 2017 the **prices of construction and assembly production** were by 0.1% higher than in the previous month. The growth of prices was recorded in construction of buildings (by 0.2%) as well as in specialised construction activities (by 0.1%). The drop of prices was recorded in civil engineering (of 0.1%).

In comparison to May of the previous year, the prices of construction and assembly production were higher by 0.4%.

Fig. 1.

Dynamics of prices of sold production of industry in 2016-2017

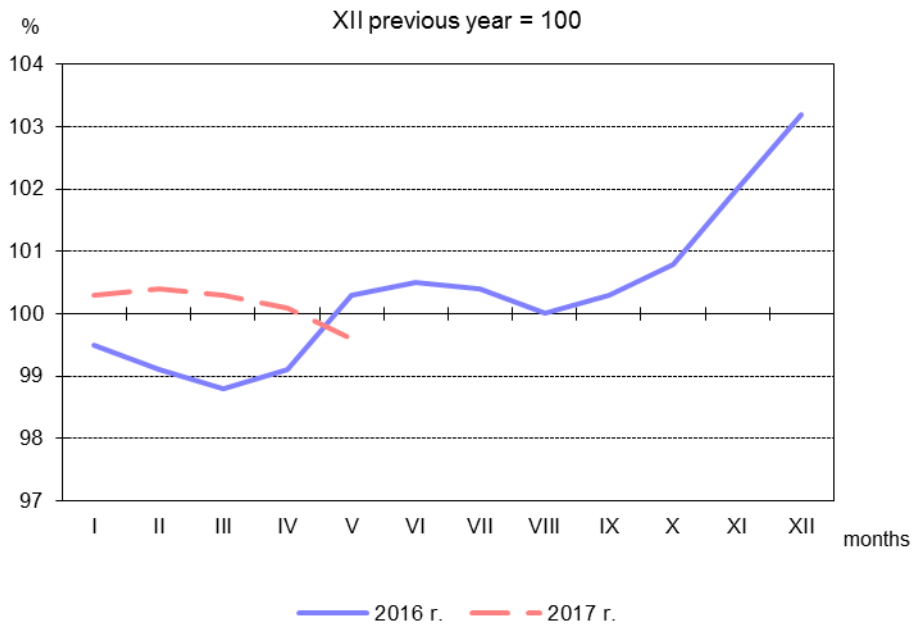


Fig. 2.

Dynamics of prices of construction and assembly production

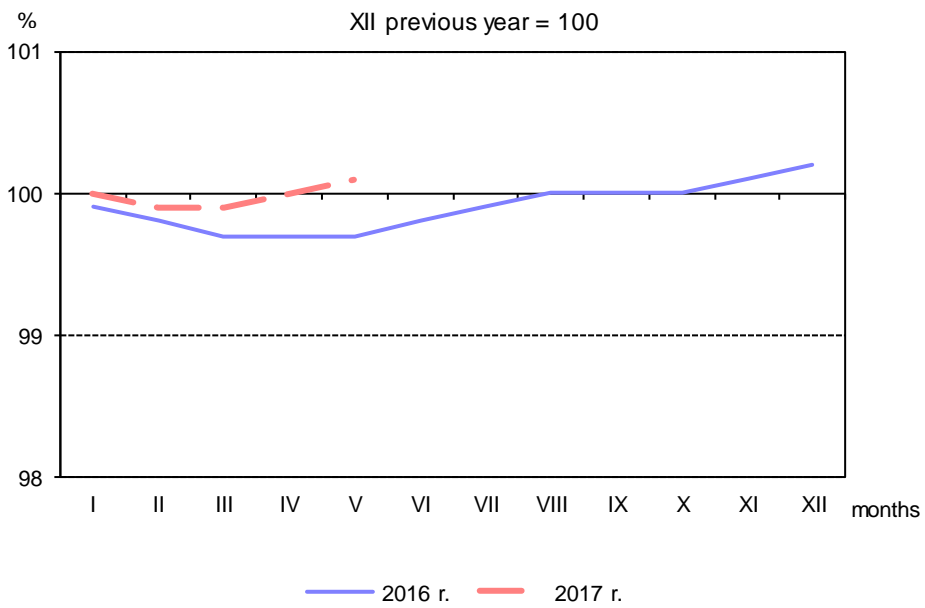


Fig. 3.

Dynamics of prices in 2017 XII previous year = 100

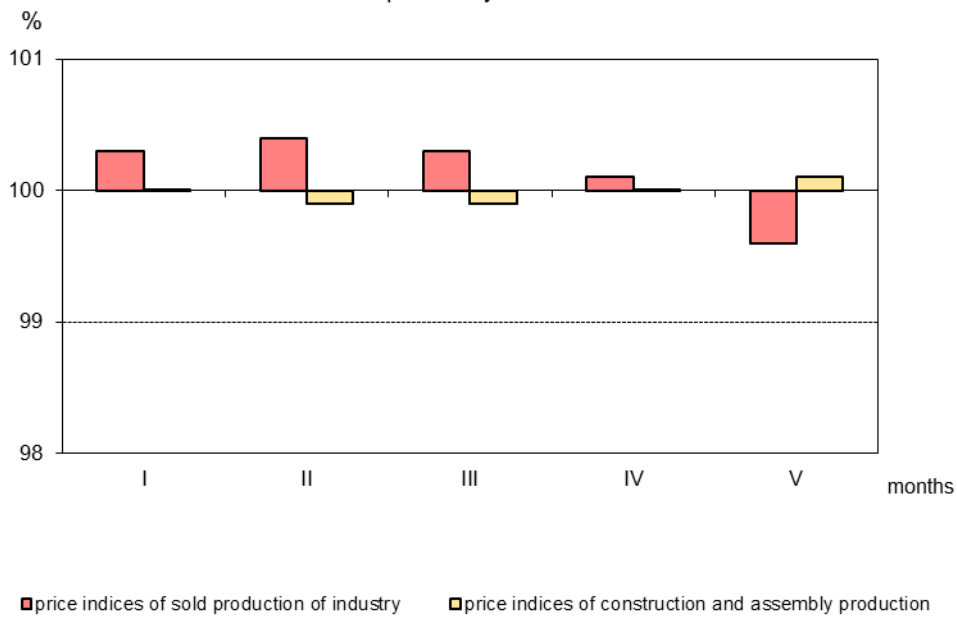


Fig. 4.

Dynamics of prices of sold production of industry sections in 2017 XII previous year = 100

