

**PRICE INDICES OF SOLD PRODUCTION OF INDUSTRY
AND CONSTRUCTION AND ASSEMBLY PRODUCTION
in October 2016**

Specification	September 2016		October 2016			Jan.- October 2016
	August 2016= =100	corresponding period of 2015=100	September 2016= =100	December 2015= =100	Jan.- October 2015=100	
PRICE INDICES OF SOLD PRODUCTION OF INDUSTRY						
TOTAL	100.3	100.2	100.6	100.5	100.8	99.3
Mining and quarrying	98.9*	98.3*	97.6	101.1	100.3	94.3
Manufacturing	100.4	100.5	100.9	100.5	101.1	99.7
Electricity, gas, steam and air conditioning supply	100.0	97.9*	98.1	100.0	98.1	97.6
Water supply; sewerage. waste management and remediation activities	100.0	101.7	102.3	100.2	102.3	101.2
PRICE INDICES OF CONSTRUCTION AND ASSEMBLY PRODUCTION						
TOTAL	100.0*	99.8*	99.9	99.9	99.9	99.5

* Data revised.

According to preliminary data, **the prices of sold production of industry** in October 2016 were higher by 0.5% than the previous month. The growth of prices was recorded in mining and quarrying by 1.1% of which mining of coal and lignite (by 2.8%), but the drop was recorded in mining of metal ores (of 0.7%). The growth of prices was recorded also in manufacturing (by 0.5%), of which the biggest in manufacture of coke and refined petroleum products (by 6.5%). The growth of prices was also recorded in manufacture of other transport equipment (by 0.7%), of basic metals (by 0.6%), of electrical equipment (by 0.5%), of computer, electronic and optical products, of machinery and equipment, of the printing and reproduction of recorded media (by 0.3% each), of food products, of products of wood, cork, straw and wicker (by 0.2% each), of motor vehicles, trailers and semi-trailers, of rubber and plastic products, of other non-metallic mineral products, of furniture, of textiles as well as of wearing apparel (by 0.1% each). The prices in manufacture of chemicals and chemical products reached the level similar to the one recorded in September 2016. The drop of prices was recorded in manufacture of metal products, of pharmaceutical products (of 0.2% each), of paper and paper products (of 0.6%), of beverages as well as of leather and related products (of 0.8% each). The prices in section water supply; sewerage, waste management and remediation activities were higher by 0.2%. The prices in section electricity, gas, steam and air conditioning supply reached the level similar to the one recorded in September 2016.

In comparison to December of the previous year the prices of sold production of industry were higher by 0.8%. The growth of prices was recorded in section water supply; sewerage, waste management and remediation activities by 2.3%. In manufacturing prices were higher by 1.1%, of which the biggest in manufacture of coke and refined petroleum products (by 17.3%). The growth of prices was recorded among other things in printing and reproduction of recorded media (by 5.7%), in manufacture of basic metals (by 4.8%), of leather and related products (by 2.2%), of food products (by 1.6%), of rubber and plastic products, of pharmaceutical products (by 0.7% each), of motor vehicles, trailers and semi-trailers (by 0.6%), of other transport equipment (by 0.2%), of textiles (by 0.1%). Prices in manufacture of electrical equipment as well as of other non-metallic mineral products reached the level similar to the one recorded in December 2015. The drop of prices was recorded among other things in manufacture of products of wood, cork, straw and wicker (of 0.5%), of wearing apparel (of 0.7%), of paper and paper products (of 0.8%), of beverages (of 0.9%), of metal products (of 1.0%), of computer, electronic and optical products (of 1.3%), of furniture (of 1.4%), of machinery and equipment (of 1.8%), of chemicals and chemical products (of 2.8%). The growth of prices was recorded in mining and quarrying by 0.3%, of which in mining of metal ores (by 5.7%) but the drop was recorded in mining of coal and lignite (of 2.6%). The drop of prices was recorded in section electricity, gas, steam and air conditioning supply were lower - of 1.9%.

In October 2016 the prices of sold production of industry were by 0.6% higher than a year earlier (drop of 2.3% in October 2015). The prices increased in sections: water supply; sewerage, waste management and remediation activities by 2.3% as well as manufacturing - by 0.9%. The drop of prices was recorded in sections: electricity, gas, steam and air conditioning supply - of 1.9% as well as mining and quarrying of 2.4%.

It is estimated that the **prices of construction and assembly production** in October 2016 were of 0.1% lower than in the previous month. A drop of prices was recorded in construction of buildings and in civil engineering (of 0.1% each). The growth of prices was recorded in specialised construction activities (by 0.1%).

In October 2016 the prices of construction and assembly production were by 0.1% lower than in December of previous year and in October of the previous year.

Fig. 1.

Dynamics of prices of sold production of industry in 2015-2016

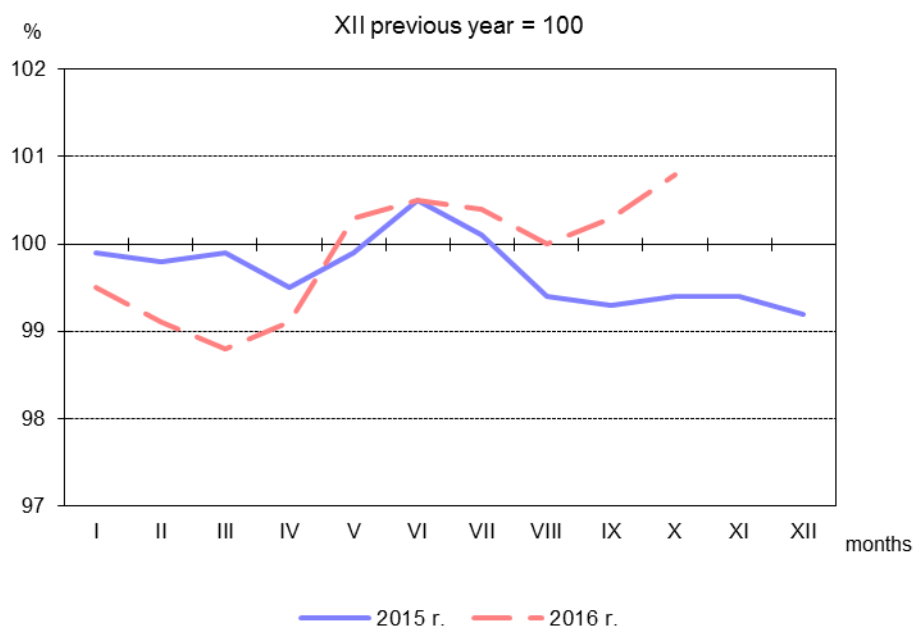


Fig. 2.

Dynamics of prices of construction and assembly production in 2015-2016

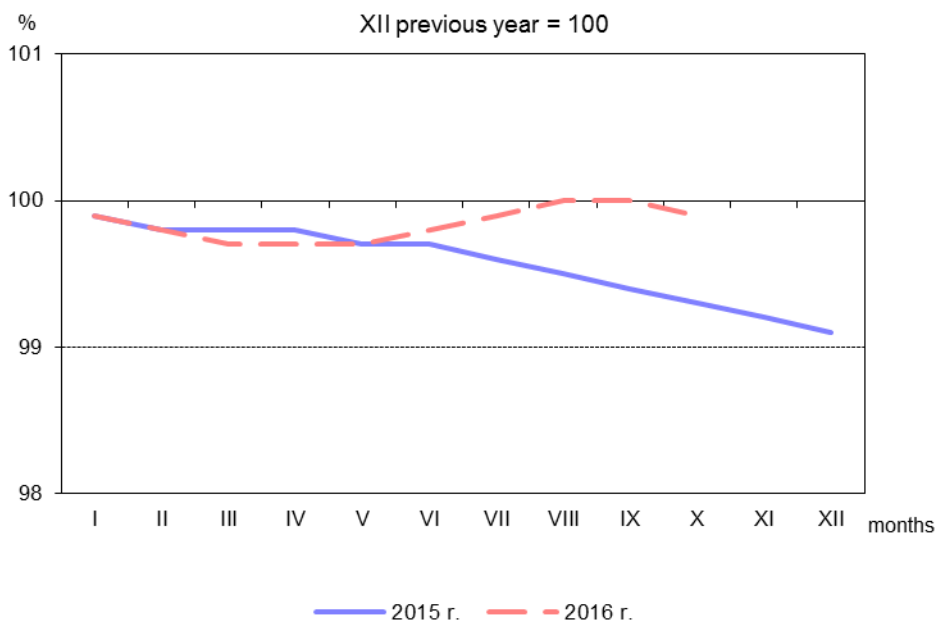


Fig. 3.

Dynamics of prices in 2016 XII previous year = 100

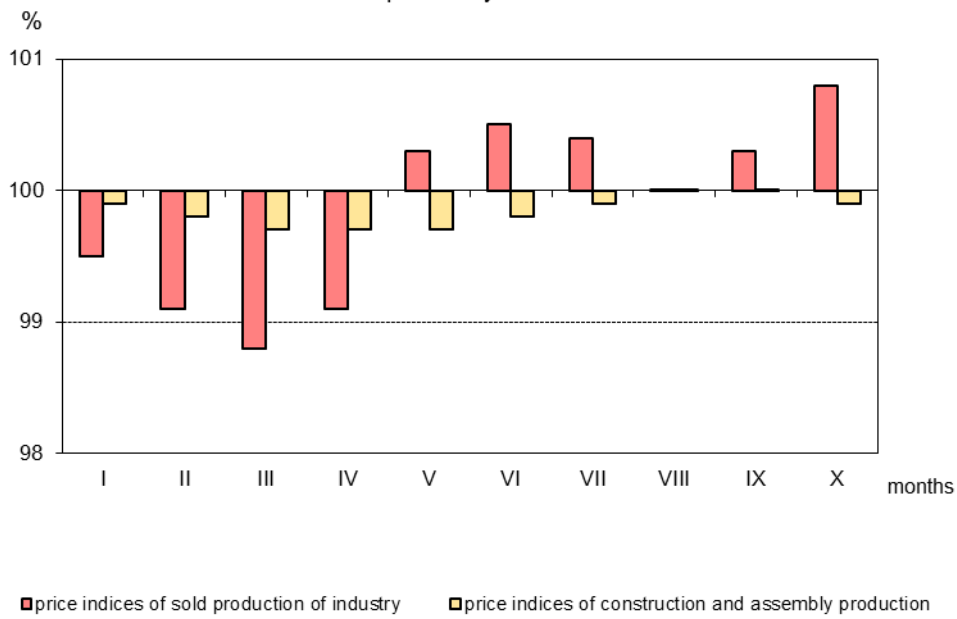


Fig. 4.

Dynamics of prices of sold production of industry sections in 2016 XII previous year = 100

