

**PRICE INDICES OF SOLD PRODUCTION OF INDUSTRY  
AND CONSTRUCTION AND ASSEMBLY PRODUCTION  
in July 2016**

Specification	June 2016		July 2016			Jan.- July 2016
	May 2016= =100	corresponding period of 2015=100	June 2016= =100	December 2015= =100	Jan.- July 2015=100	
<b>PRICE INDICES OF SOLD PRODUCTION OF INDUSTRY</b>						
<b>TOTAL .....</b>	<b>100.2</b>	<b>99.2*</b>	<b>99.6</b>	<b>99.9</b>	<b>100.4</b>	<b>99.0</b>
<b>Mining and quarrying .....</b>	<b>100.5</b>	<b>93.6</b>	<b>99.1</b>	<b>103.5</b>	<b>101.1</b>	<b>92.6</b>
<b>Manufacturing .....</b>	<b>100.2</b>	<b>99.6*</b>	<b>99.8</b>	<b>99.8</b>	<b>100.6</b>	<b>99.4</b>
<b>Electricity, gas, steam and air conditioning supply .....</b>	<b>100.6*</b>	<b>97.5*</b>	<b>97.1</b>	<b>99.6</b>	<b>98.1</b>	<b>97.5</b>
<b>Water supply; sewerage, waste management and remediation activities .....</b>	<b>100.0</b>	<b>100.9</b>	<b>101.2</b>	<b>100.2</b>	<b>101.9</b>	<b>100.9</b>
<b>PRICE INDICES OF CONSTRUCTION AND ASSEMBLY PRODUCTION</b>						
<b>TOTAL .....</b>	<b>100.1</b>	<b>99.5</b>	<b>99.6</b>	<b>100.1</b>	<b>99.9</b>	<b>99.4</b>

\* Data revised.

According to preliminary data, **the prices of sold production of industry** in July 2016 were lower of 0.1% than the previous month. The drop of prices was recorded in sections: electricity, gas, steam and air conditioning supply of 0.4% as well as manufacturing - of 0.2%. From the divisions of the manufacturing the biggest drop was recorded in manufacture of coke and refined petroleum products (of 5.1%). The prices were also lower in printing and reproduction of recorded media (of 0.7%), in manufacture of chemicals and chemical products, of computer, electronic and optical products (of 0.4% each), of paper and paper products (of 0.3%), of metal products, of furniture (of 0.2% each), of basic metals, of rubber and plastic products, of machinery and equipment, of pharmaceutical products (of 0.1% each). The prices among other things in manufacture of wearing apparel reached the level similar to the one recorded in the previous month. The growth of prices was recorded among other things in manufacture of electrical equipment, of textiles (by 0.1% each), of other non-metallic mineral products, of products of wood, cork, straw and wicker, of leather and related products (by 0.2% each), of other transport equipment (by 0.3%), of motor vehicles, trailers and semi-trailers (by 0.4%), of beverages (by 0.5%), of food products (by 0.6%). The prices in section water supply; sewerage, waste management and remediation activities were higher by 0.2% than in previous month. The growth of prices was also recorded in mining and quarrying by 3.5%, of which in mining of metal ores (by 8.8%) as well as in mining of coal and lignite (by 1.2%).

In comparison to December of the previous year the prices of sold production of industry were higher by 0.4%. The growth of prices was recorded in section water supply; sewerage, waste management and remediation activities by 1.9%. The prices in mining and quarrying were higher by 1.1%, of which in mining of metal ores (by 13.4%) but the drop of prices was recorded in mining of coal and lignite (of 6.3%). In manufacturing prices were higher by 0.6%, of which the biggest in manufacture of coke and refined petroleum products (by 7.4%). The growth of prices was recorded among other things in manufacture of basic metals (by 4.2%), of printing and reproduction of recorded media (by 2.1%), of motor vehicles, trailers and semi-trailers (by 1.5%), of beverages, of other transport equipment (by 1.2% each), of pharmaceutical products (by 0.9%), of other non-metallic mineral products (by 0.6%), of food products, of rubber and plastic products (by 0.4% each) as well as of paper and paper products (by 0.3%). The drop prices was recorded among other things in manufacture of products of wood, cork, straw and wicker (of 0.2%), of electrical equipment (of 0.4%), of metal products, of furniture (of 0.5% each), of machinery and equipment (of 0.7%), of chemicals and chemical products (of 2.1%) as well as of computer, electronic and optical products (of 2.2%). The prices in section electricity, gas, steam and air conditioning supply were lower of 1.9%.

In July 2016 the prices of sold production of industry were of 0.4% lower than a year earlier (drop of 1.8% in July 2015). The drop of prices was recorded in sections: electricity, gas, steam and air conditioning supply of 2.9%, mining and quarrying - of 0.9% as well as in manufacturing - of 0.2%. The prices increased in section water supply; sewerage, waste management and remediation activities - by 1.2%

It is estimated that the **prices of construction and assembly production** in July 2016, of which the prices in civil engineering as well as in specialised construction activities were higher by 0.1% each than the previous month. The prices in construction of buildings reached the level similar to the one recorded in the June 2016.

In July 2016 the prices of construction and assembly production were of 0.1% lower than in December of previous year and of 0.4% lower than in July of the previous year.

Fig. 1.

### Dynamics of prices of sold production of industry in 2015-2016

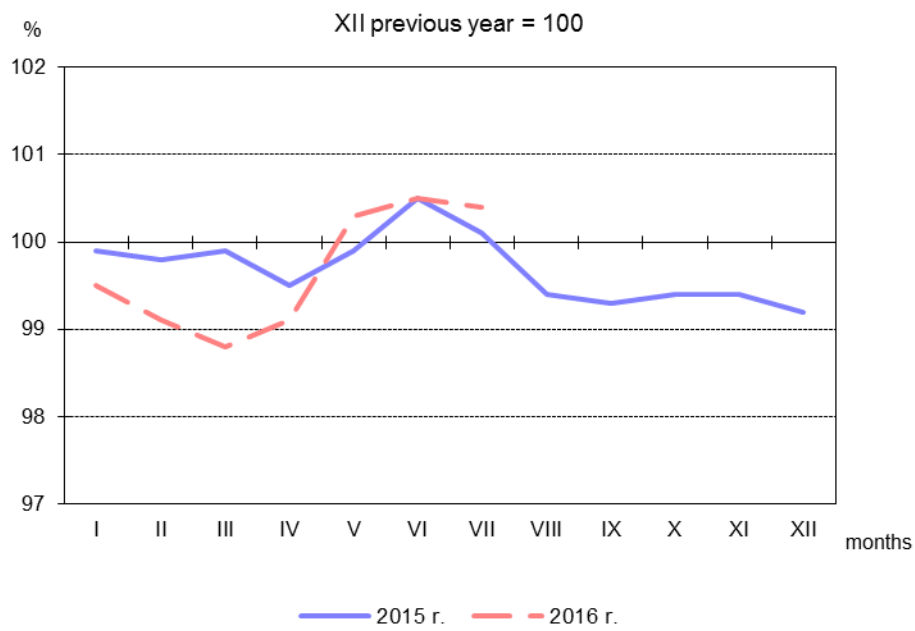


Fig. 2.

### Dynamics of prices of construction and assembly production in 2015-2016

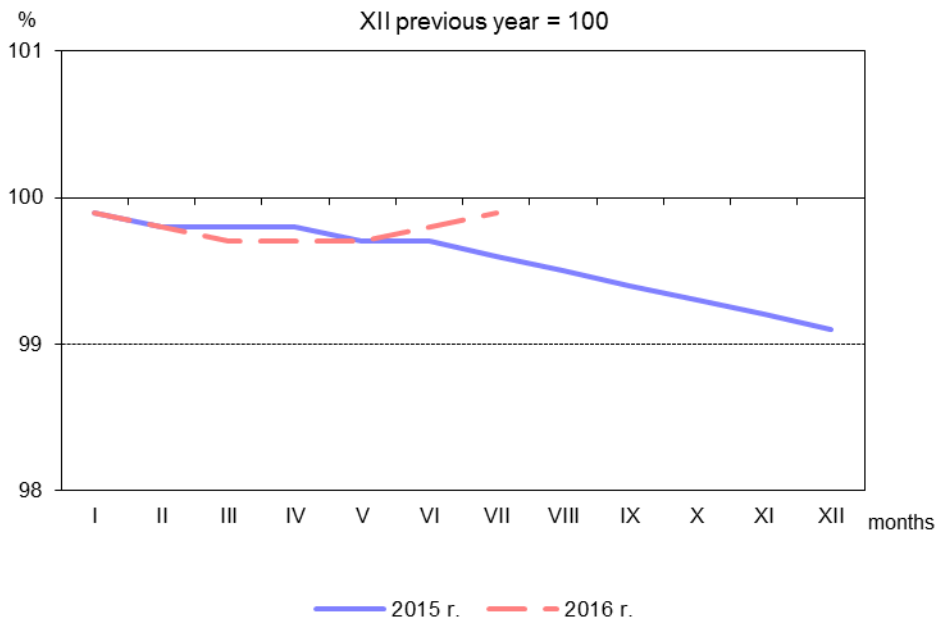


Fig. 3.

### Dynamics of prices in 2016 XII previous year = 100

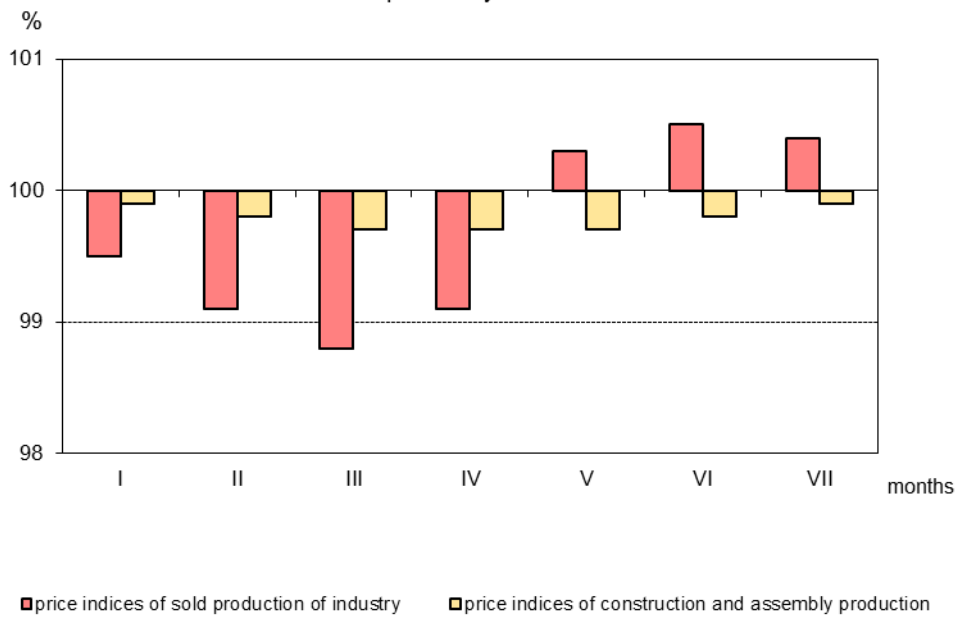


Fig. 4.

### Dynamics of prices of sold production of industry sections in 2016 XII previous year = 100

