

**PRICE INDICES OF SOLD PRODUCTION OF INDUSTRY  
AND CONSTRUCTION AND ASSEMBLY PRODUCTION  
in September 2015**

Specification	August 2015		September 2015			Jan.- September 2015
	July 2015= =100	corresponding period of 2014=100	August 2015= =100	December 2014= =100	Jan.- September 2014=100	
<b>PRICE INDICES OF SOLD PRODUCTION OF INDUSTRY</b>						
<b>TOTAL .....</b>	<b>99.3</b>	<b>97.3</b>	<b>97.1</b>	<b>99.9</b>	<b>99.3</b>	<b>97.6</b>
<b>Mining and quarrying .....</b>	<b>98.2*</b>	<b>92.7</b>	<b>92.9</b>	<b>100.7</b>	<b>93.8</b>	<b>97.0</b>
<b>Manufacturing .....</b>	<b>99.3</b>	<b>96.9</b>	<b>96.9</b>	<b>99.9</b>	<b>99.3</b>	<b>97.1</b>
<b>Electricity, gas, steam and air conditioning supply .....</b>	<b>99.7</b>	<b>100.8</b>	<b>100.1</b>	<b>99.5</b>	<b>100.2</b>	<b>101.0</b>
<b>Water supply; sewerage, waste management and remediation activities .....</b>	<b>100.1*</b>	<b>101.5*</b>	<b>100.7</b>	<b>99.7</b>	<b>101.0</b>	<b>101.4</b>
<b>PRICE INDICES OF CONSTRUCTION AND ASSEMBLY PRODUCTION</b>						
<b>TOTAL .....</b>	<b>99.9</b>	<b>99.4</b>	<b>99.4</b>	<b>99.9</b>	<b>99.4</b>	<b>99.6</b>

\* Data revised.

According to preliminary data, **the prices of sold production of industry** in September 2015 were of 0.1% lower than in the previous month. The drop of prices was recorded in sections: electricity, gas, steam and air conditioning supply (of 0.5%) and water supply; sewerage, waste management and remediation activities (of 0.3%). The drop of prices was also recorded in manufacturing of 0.1%, of which the biggest in manufacture of coke and refined petroleum products (of 3.1%). The prices were also lower among other things in manufacture of beverages (of 0.7%), of computer, electronic and optical products, of wearing apparel (of 0.5% each), of chemicals and chemical products (of 0.4%), of metal products, of textiles (of 0.2% each), of basic metals, of other non-metallic mineral products, of pharmaceutical products, of furniture as well as of leather and related products (of 0.1% each). The prices in manufacture of electrical equipment reached the level similar to the one recorded in the previous month. The growth of prices was recorded among other things in manufacture of machinery and equipment, of other transport equipment, of printing and reproduction of recorded media (by 0.1% each), of rubber and plastic products, of products of wood, cork, straw and wicker (by 0.2% each), of food products (by 0.4%), of motor vehicles, trailers and semi-trailers (by 0.5%) as well as of paper and paper products (by 0.6%). The growth was recorded in mining and quarrying by 0.7%, of which in mining of metal ores (by 5.0%), but the drop was recorded in mining of coal and lignite (of 2.2%).

In comparison to December of the previous year the prices of sold production of industry were lower of 0.7%. The prices in mining and quarrying were lower of 6.2%. In manufacturing prices were lower of 0.7%, of which - in manufacture of coke and refined petroleum products (of 8.5%). The drop prices was also recorded among other things in manufacture of wearing apparel (of 2.4%), of metal products, of other non-metallic mineral products (of 1.0% each), of beverages (of 0.7%), of computer, electronic and optical products, of printing and reproduction of recorded media (of 0.6% each), of chemicals and chemical products (of 0.5%), of products of wood, cork, straw and wicker (of 0.3%) as well as of furniture (of 0.2%). The growth of prices was recorded among other things in manufacture of food products, of motor vehicles, trailers and semi-trailers (by 0.1% each), of electrical equipment, of machinery and equipment (by 0.2% each), of rubber and plastic products, of textiles (by 0.5% each), of pharmaceutical products (by 1.1%), of basic metals (by 1.5%), of other transport equipment (by 2.2%) as well as of paper and paper products (by 2.9%). The growth of prices was recorded in sections: electricity, gas, steam and air conditioning supply (by 0.2%) as well as water supply; sewerage, waste management and remediation activities (by 1.0%).

In September 2015 the prices of sold production of industry were of 2.9% lower than a year earlier. The drop of prices was recorded in mining and quarrying (of 7.1%) and in manufacturing (of 3.1%). The prices increased in sections: electricity, gas, steam and air conditioning supply (by 0.1%) as well as in water supply; sewerage, waste management and remediation activities (by 0,7%).

It is estimated that the **prices of construction and assembly production** in September 2015 were lower of 0.1% than in the previous month. The drop of prices was recorded in construction of buildings as well as civil engineering (of 0.1% each). However the prices in specialised construction activities reached the level similar to the one recorded in the previous month.

In September 2015 the prices of construction and assembly production were of 0.6% lower than in December of previous year as well as than in September of the previous year.

Fig. 1.

### Dynamics of prices of sold production of industry in 2014-2015

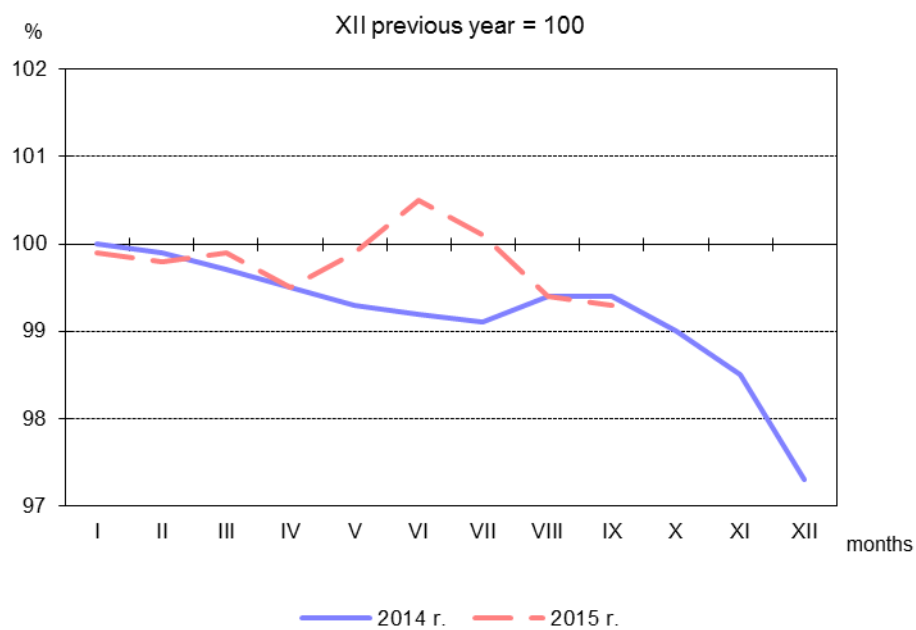


Fig. 2.

### Dynamics of prices of construction and assembly production in 2014-2015

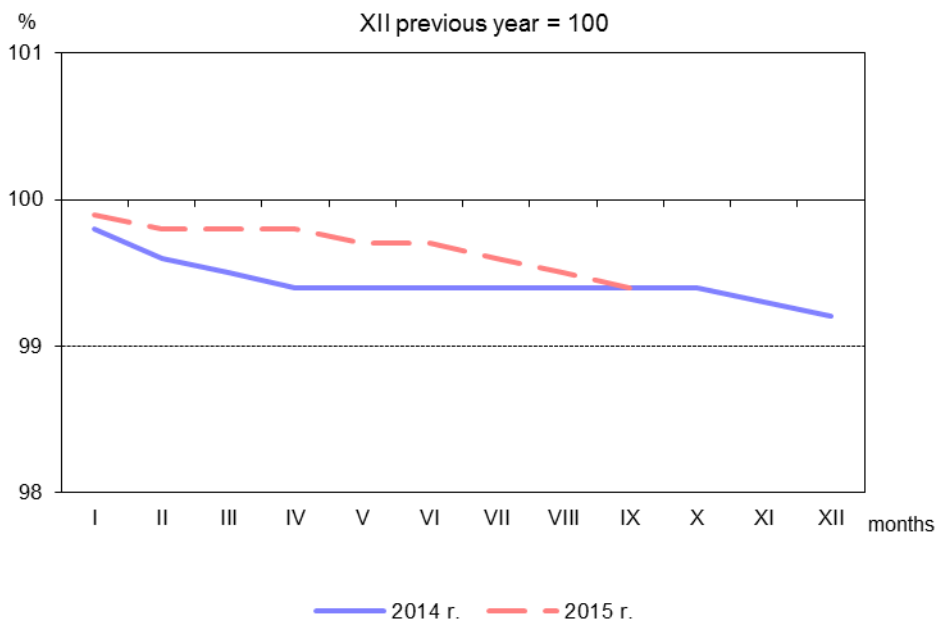


Fig. 3.

### Dynamics of prices in 2015 XII previous year = 100

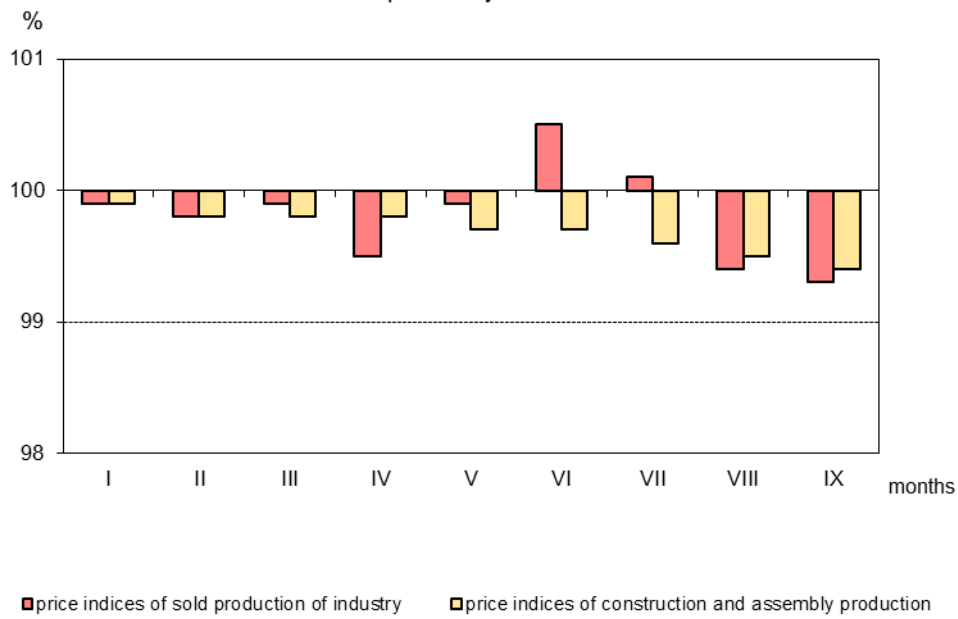


Fig. 4.

### Dynamics of prices of sold production of industry sections in 2015 XII previous year = 100

