

**PRICE INDICES OF SOLD PRODUCTION OF INDUSTRY
AND CONSTRUCTION AND ASSEMBLY PRODUCTION
in August 2015**

| Specification | July 2015 | | August 2015 | | | Jan.- August 2015 |
|--|-----------------------|-------------------------------------|--------------------|---------------------------|-----------------------------|-------------------------|
| | June 2015= =100 | corresponding period of 2014=100 | July 2015= =100 | December 2014= =100 | Jan.- August 2014=100 | |
| PRICE INDICES OF SOLD PRODUCTION OF INDUSTRY | | | | | | |
| TOTAL | 99.6 | 98.2* | 97.3 | 99.3 | 99.4 | 97.7 |
| Mining and quarrying | 97.7 | 94.2 | 92.7 | 98.3 | 93.2 | 97.5 |
| Manufacturing | 99.6* | 98.0 | 96.9 | 99.3 | 99.4 | 97.1 |
| Electricity, gas, steam and air conditioning supply | 100.1 | 101.1* | 100.8 | 99.7 | 100.7 | 101.1 |
| Water supply; sewerage, waste management and remediation activities | 99.9* | 101.5 | 101.4 | 100.0 | 101.2 | 101.5 |
| PRICE INDICES OF CONSTRUCTION AND ASSEMBLY PRODUCTION | | | | | | |
| TOTAL | 99.9 | 99.6 | 99.4 | 99.9 | 99.5 | 99.6 |

* Data revised.

According to preliminary data, **the prices of sold production of industry** in August 2015 were of 0.7% lower than in the previous month. The drop of prices was recorded in mining and quarrying of 1.7%, of which in mining of metal ores (of 6.9%), but the growth was recorded in mining of coal and lignite (by 1.6%). The drop of prices was also recorded in manufacturing of 0.7%, of which the biggest in manufacture of coke and refined petroleum products (of 9.4%). The prices were also lower in manufacture of chemicals and chemical products (of 0.6%), of computer, electronic and optical products, of wearing apparel (of 0.5% each), of basic metals (of 0.4%), of metal products, of textiles (of 0.3% each), of electrical equipment, of other non-metallic mineral products (of 0.2% each). The prices in manufacture of machinery and equipment reached the level similar to the one recorded in the previous month. The growth of prices was recorded among other things in manufacture of beverages, of other transport equipment (by 0.1% each), of furniture, of printing and reproduction of recorded media (by 0.2% each), of products of wood, cork, straw and wicker, of pharmaceutical products (by 0.3% each), of food products, of rubber and plastic products, of paper and paper products (by 0.4% each), of motor vehicles, trailers and semi-trailers (by 0.6%) as well as of leather and related products (by 0.7%). The drop of prices was also recorded in section electricity, gas, steam and air conditioning supply of 0.3%. The prices in section water supply; sewerage, waste management and remediation activities reached the level similar to the one recorded in July 2015.

In comparison to December of the previous year the prices of sold production of industry were lower of 0.6%. The prices in mining and quarrying were lower of 6.8%, of which in mining of metal ores (of 12.7%) and in mining of coal and lignite (of 6.2%). In manufacturing prices were lower of 0.6%, of which - in manufacture of coke and refined petroleum products (of 5.3%). The drop prices was also recorded among other things in manufacture of wearing apparel (of 2.1%), of other non-metallic mineral products (of 1.1%), of metal products (of 0.9%), of products of wood, cork, straw and wicker, of printing and reproduction of recorded media (of 0.5% each), of food products (of 0.3%), of motor vehicles, trailers and semi-trailers, of computer, electronic and optical products (of 0.2% each). The prices in manufacture of rubber and plastic products as well as of machinery and equipment reached the level similar to the one recorded in the December of the previous year. The growth of prices was recorded among other things in manufacture of chemicals and chemical products, of furniture (by 0.2% each), of electrical equipment, of beverages (by 0.3% each), of pharmaceutical products (by 0.8%), of basic metals (by 1.4%), of paper and paper products as well as of other transport equipment (by 1.9% each). The growth of prices was recorded in sections: electricity, gas, steam and air conditioning supply (by 0.7%) as well as water supply; sewerage, waste management and remediation activities (by 1.2%).

In August 2015 the prices of sold production of industry were of 2.7% lower than a year earlier. The drop of prices was recorded in mining and quarrying (of 7.3%) and in manufacturing (of 3.1%). The prices increased in sections: electricity, gas, steam and air conditioning supply (by 0.8%) as well as in water supply; sewerage, waste management and remediation activities (by 1.4%).

It is estimated that the **prices of construction and assembly production** in August 2015 were lower of 0.1% than in the previous month. The drop of prices was recorded in construction of buildings (of 0.2%) as well as civil engineering (of 0.1%). However the prices in specialised construction activities reached the level similar to the one recorded in the previous month.

In August 2015 the prices of construction and assembly production were of 0.5% lower than in December of previous year and of 0.6% lower than in August of the previous year.

Fig. 1.

Dynamics of prices of sold production of industry in 2014-2015

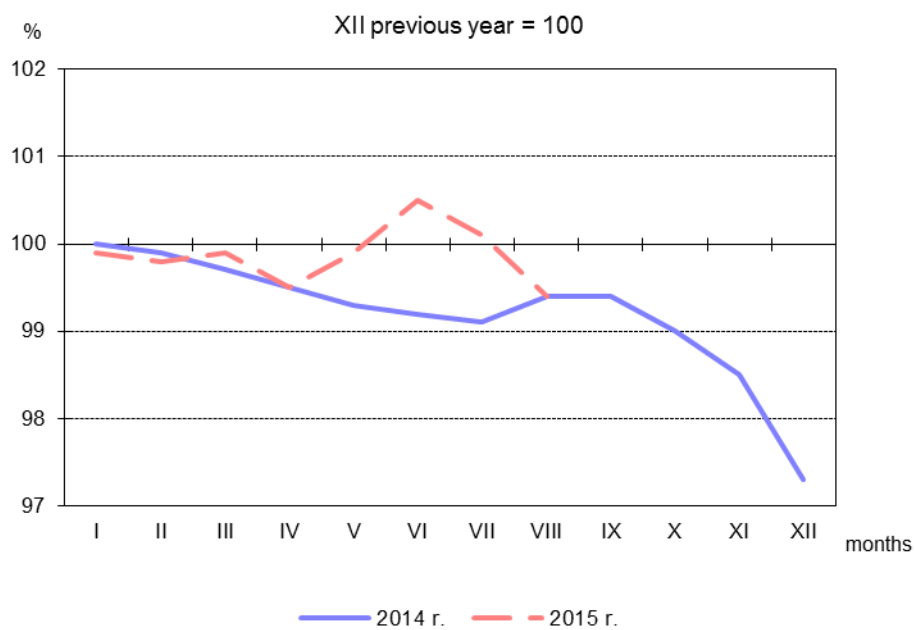


Fig. 2.

Dynamics of prices of construction and assembly production in 2014-2015

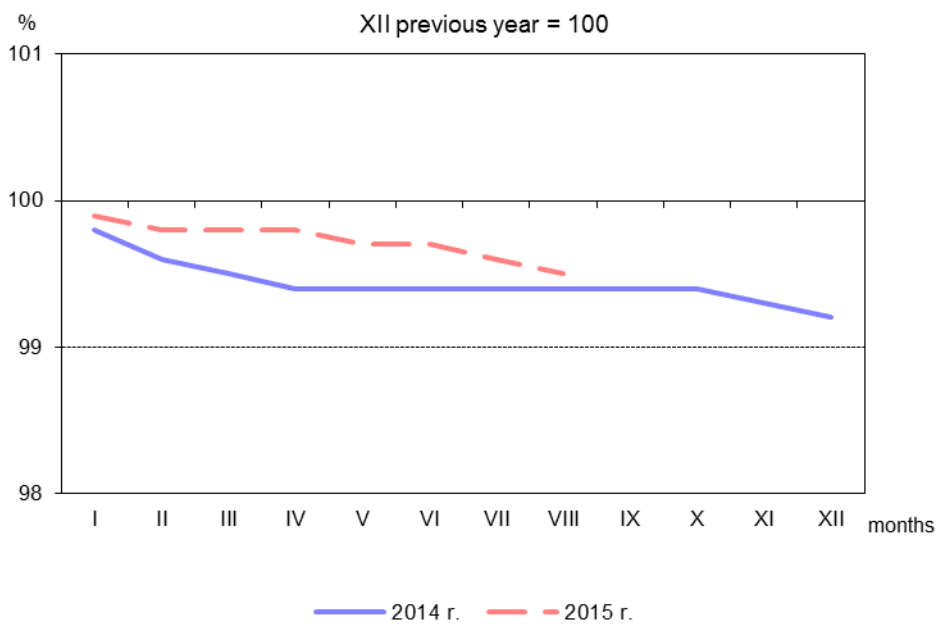


Fig. 3.

Dynamics of prices in 2015 XII previous year = 100

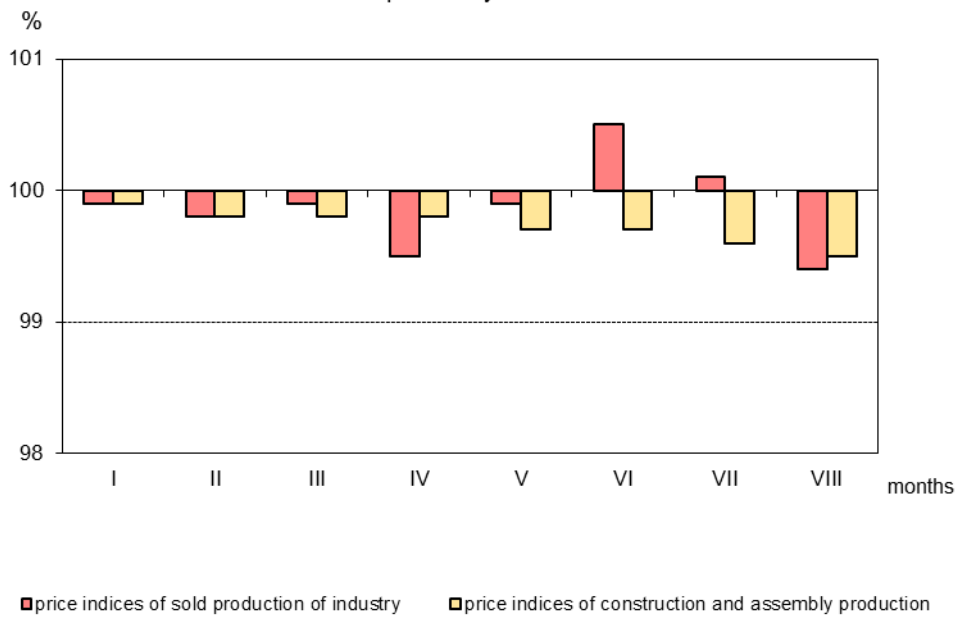


Fig. 4.

Dynamics of prices of sold production of industry sections in 2015 XII previous year = 100

