

**PRICE INDICES OF SOLD PRODUCTION OF INDUSTRY  
AND CONSTRUCTION AND ASSEMBLY PRODUCTION  
in June 2015**

Specification	May 2015		June 2015			Jan.- June 2015
	April 2015= =100	corresponding period of 2014=100	May 2015= =100	December 2014= =100	Jan.- June 2014=100	
<b>PRICE INDICES OF SOLD PRODUCTION OF INDUSTRY</b>						
<b>TOTAL .....</b>	<b>100.4*</b>	<b>97.9*</b>	<b>98.4</b>	<b>100.4</b>	<b>100.3</b>	<b>97.6</b>
<b>Mining and quarrying .....</b>	<b>97.9</b>	<b>99.0</b>	<b>98.7</b>	<b>99.3</b>	<b>97.1</b>	<b>98.9</b>
<b>Manufacturing .....</b>	<b>100.5*</b>	<b>97.3*</b>	<b>98.0</b>	<b>100.5</b>	<b>100.3</b>	<b>97.0</b>
<b>Electricity, gas, steam and air conditioning supply .....</b>	<b>100.0</b>	<b>101.1</b>	<b>101.0</b>	<b>100.1</b>	<b>100.9</b>	<b>101.1</b>
<b>Water supply; sewerage, waste management and remediation activities .....</b>	<b>100.6*</b>	<b>101.8*</b>	<b>102.0</b>	<b>100.0</b>	<b>101.3</b>	<b>101.5</b>
<b>PRICE INDICES OF CONSTRUCTION AND ASSEMBLY PRODUCTION</b>						
<b>TOTAL .....</b>	<b>99.9</b>	<b>99.7</b>	<b>99.6</b>	<b>100.0</b>	<b>99.7</b>	<b>99.6</b>

\* Data revised.

According to preliminary data, **the prices of sold production of industry** in June 2015 were higher by 0.4% than the previous month. The growth of prices was recorded in manufacturing by 0.5%, of which the biggest in manufacture of coke and refined petroleum products (by 2.3%). The prices were also higher among other things in manufacture of motor vehicles, trailers and semi-trailers (by 0.8%), of electrical equipment, of computer, electronic and optical products (by 0.7% each), of chemicals and chemical products, of other transport equipment, of textiles (by 0.6% each), of basic metals, of machinery and equipment, of paper and paper products (by 0.5% each), of beverages, of rubber and plastic products (by 0.3% each), of food products, of metal products, of other non-metallic mineral products, of products of wood, cork, straw and wicker, of wearing apparel (by 0.2% each) as well as of furniture (by 0.1%). The drop of prices was recorded among other things in manufacture of pharmaceutical products (of 0.2%). The growth of prices was recorded in section electricity, gas, steam and air conditioning supply by 0.1%. The prices in section water supply; sewerage, waste management and remediation activities reached the level similar to the one recorded in May 2015. However, the drop of prices was recorded in mining and quarrying of 0.7%, of which in mining of metal ores (of 5.1%), but the growth of prices was recorded in mining of coal and lignite (by 2.8%).

In comparison to December of the previous year the prices of sold production of industry were higher by 0.3%. The growth of prices was recorded in sections: water supply; sewerage, waste management and remediation activities (by 1.3%) as well as electricity, gas, steam and air conditioning supply (by 0.9%). In manufacturing prices were higher by 0.3%, of which the biggest in manufacture of coke and refined petroleum products (by 9.4%). The growth of prices was recorded among other things in manufacture of basic metals (by 2.1%), of other transport equipment (by 1.1%), of chemicals and chemical products (by 1.0%), of beverages (by 0.7%), of textiles (by 0.6%) as well as of electrical equipment (by 0.5%). The drop prices was also recorded among other things in manufacture of metal products, of pharmaceutical products (of 0.4% each), of computer, electronic and optical products (of 0.5%), of products of wood, cork, straw and wicker (of 0.7%), of motor vehicles, trailers and semi-trailers, of rubber and plastic products (of 0.9% each), of food products, of other non-metallic mineral products (of 1.0% each). The prices in mining and quarrying were lower of 2.9%, of which in mining of coal and lignite (of 7.7%), but the growth of prices was recorded in other mining and quarrying (by 0.7%).

In June 2015 the prices of sold production of industry were of 1,6% lower than a year earlier. The drop of prices was recorded in manufacturing (of 2.0%) and in mining and quarrying (of 1.3%). The prices increased in sections: electricity, gas, steam and air conditioning supply (by 1.0%) as well as in water supply; sewerage, waste management and remediation activities (by 2.0%).

It is estimated that the **prices of construction and assembly production** in June 2015 reached the level similar to the one recorded in the previous month. The prices in specialised construction activities growth (by 0.1%). The prices in civil engineering reached the level similar to the one recorded in May 2015. The drop of prices was recorded in construction of buildings (of 0.1%).

In June 2015 the prices of construction and assembly production were of 0.3% lower than in December of previous year and of 0.4% lower than in June of the previous year.

Fig. 1.

### Dynamics of prices of sold production of industry in 2014-2015

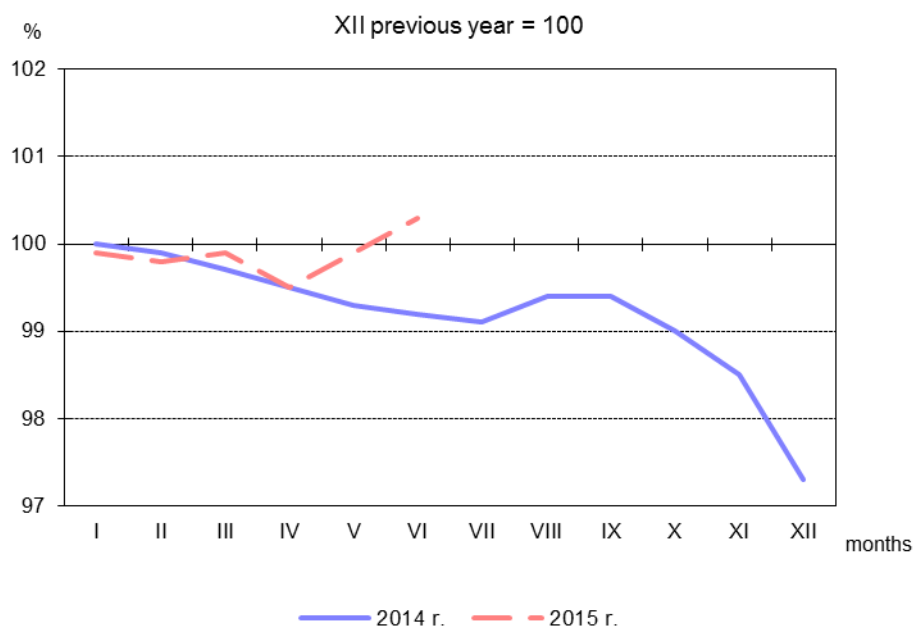


Fig. 2.

### Dynamics of prices of construction and assembly production in 2014-2015

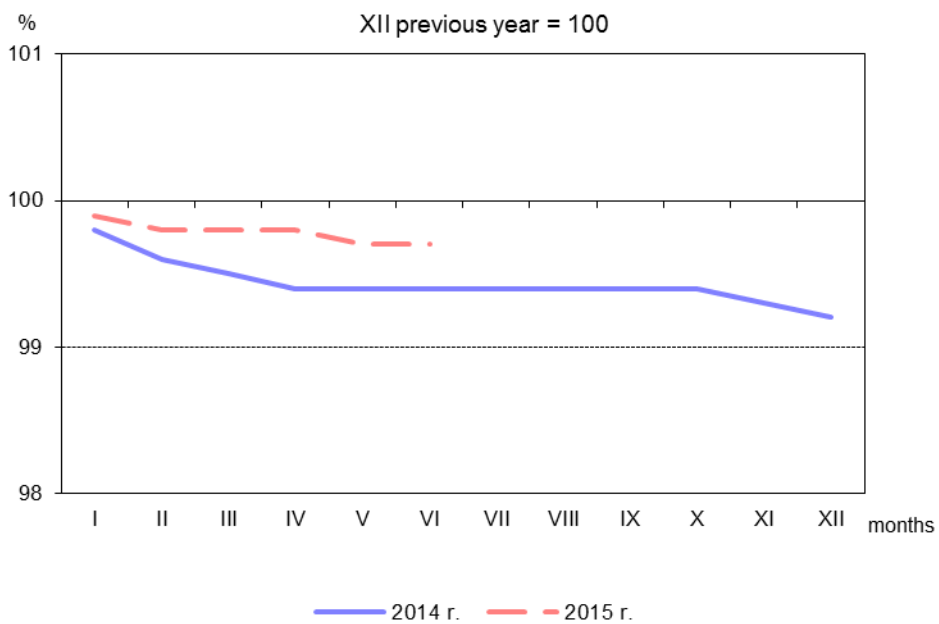


Fig. 3.

### Dynamics of prices in 2015 XII previous year = 100

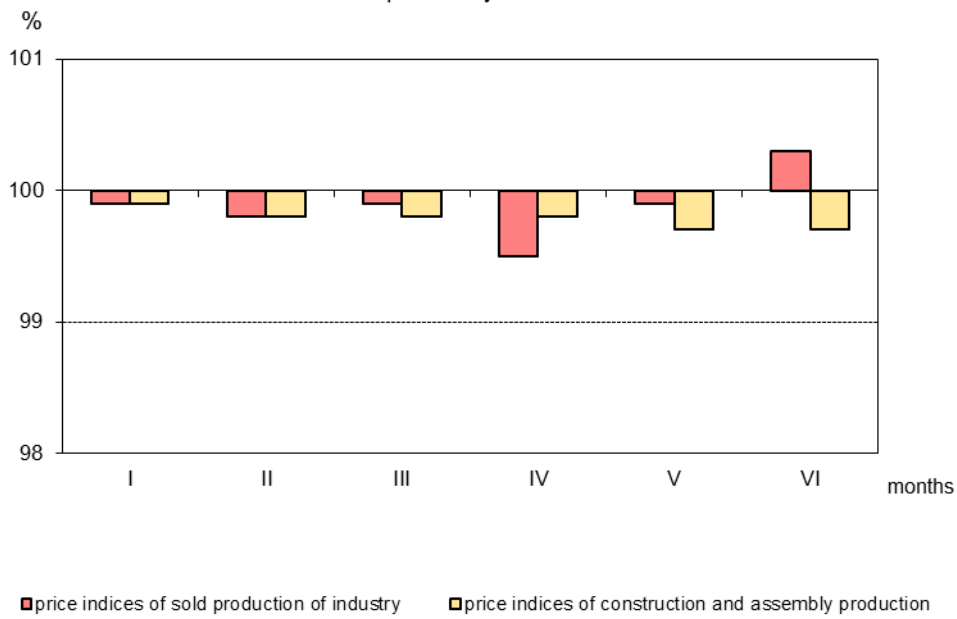


Fig. 4.

### Dynamics of prices of sold production of industry sections in 2015 XII previous year = 100

