

**PRICE INDICES OF SOLD PRODUCTION OF INDUSTRY
AND CONSTRUCTION AND ASSEMBLY PRODUCTION
in November 2014**

Specification	October 2014		November 2014			Jan.- November 2014
	September 2014= =100	corresponding period of 2013=100	October 2014= =100	December 2013= =100	Jan.- November 2013=100	
PRICE INDICES OF SOLD PRODUCTION OF INDUSTRY						
TOTAL	99.6*	98.7*	98.4	99.5	98.5	98.6
Mining and quarrying	100.5	98.8	99.0	99.7	99.8	95.0
Manufacturing	99.5*	98.3*	98.0	99.4	98.1	98.5
Electricity, gas, steam and air conditioning supply	100.0	101.2	101.3	100.1	101.3	101.0
Water supply; sewerage, waste management and remediation activities	99.8*	101.6*	101.5	99.9	101.5	101.2
PRICE INDICES OF CONSTRUCTION AND ASSEMBLY PRODUCTION						
TOTAL	100.0	99.3	99.3	99.9	99.3	98.8

* Data revised.

According to preliminary data, **the prices of sold production of industry** in November 2014 were of 0.5% lower than in the previous month. The drop of prices was recorded in manufacturing (of 0.6%), of which in manufacture of coke and refined petroleum products (of 5.2%). The price were also lower among other things in manufacture of food products, of basic metals (of 0.5% each), of furniture (of 0.4%), of motor vehicles, trailers and semi-trailers, of chemicals and chemical products, of other non-metallic mineral products, of paper and paper products (of 0.3% each), of rubber and plastic products, of machinery and equipment, of textiles (of 0.2% each), of electrical equipment, of wearing apparel, of printing and reproduction of recorded media (of 0.1% each). The prices in manufacture of metal products reached the level similar to the one recorded in the previous month. However the growth of prices was recorded in manufacture of products of wood, cork, straw and wicker, of leather and related products (by 0.1% each), of beverages (by 0.2%), of other transport equipment, of pharmaceutical products (by 0.3% each) as well as of computer, electronic and optical products (by 0.6%). Prices were lower in mining and quarrying (of 0.3%) of which in mining of coal and lignite (of 0.9%) when the growth was recorded in mining of metal ores (by 0.5%). The drop of prices was recorded in section water supply; sewerage, waste management and remediation activities (of 0.1%). In section electricity, gas, steam and air conditioning supply the prices were higher by 0.1%.

In comparison to December of the previous year the prices of sold production of industry were lower of 1.5%. The drop of prices of 1.9% was recorded in manufacturing, of which the biggest in manufacture of coke and refined petroleum products (of 11.3%). The drop prices was also recorded among other things in manufacture of food products (of 3.8%), of electrical equipment (of 1.7%), of other non-metallic mineral products (of 1.6%), of metal products (of 1.4%), of rubber and plastic products (of 1.2%) as well as of machinery and equipment (of 0.9%). The growth of prices was recorded among other things in manufacture of chemicals and chemical products (by 0.6%), of printing and reproduction of recorded media (by 1.1%), of basic metals (by 1.5%), of pharmaceutical products, of leather and related products (by 1.8% each) as well as of other transport equipment (by 3.1%). The drop of prices was recorded in mining and quarrying (of 0.2%). However the growth of prices was recorded in sections: electricity, gas, steam and air conditioning supply (by 1.3%) as well as water supply; sewerage, waste management and remediation activities (by 1.5%).

In November 2014 the prices of sold production of industry were of 1.6% lower than a year earlier, of which in manufacturing of 2.0% and in mining and quarrying of 1.0%. However the prices in section electricity, gas, steam and air conditioning supply were higher by 1.3% as well as in water supply; sewerage, waste management and remediation activities - by 1.5%.

It is estimated that the **prices of construction and assembly production** in November 2014 were of 0.1% lower than in the previous month. The drop of prices was recorded in civil engineering (of 0.2%) as well as in construction of buildings (of 0.1%). The price in specialised construction activities reached the level similar to the one recorded in October 2014.

In November 2014 the prices of construction and assembly production were lower than in December of previous year as well as than in November of the previous year of 0.7% each.

Fig. 1. **Dynamics of prices of sold production of industry in 2013-2014**

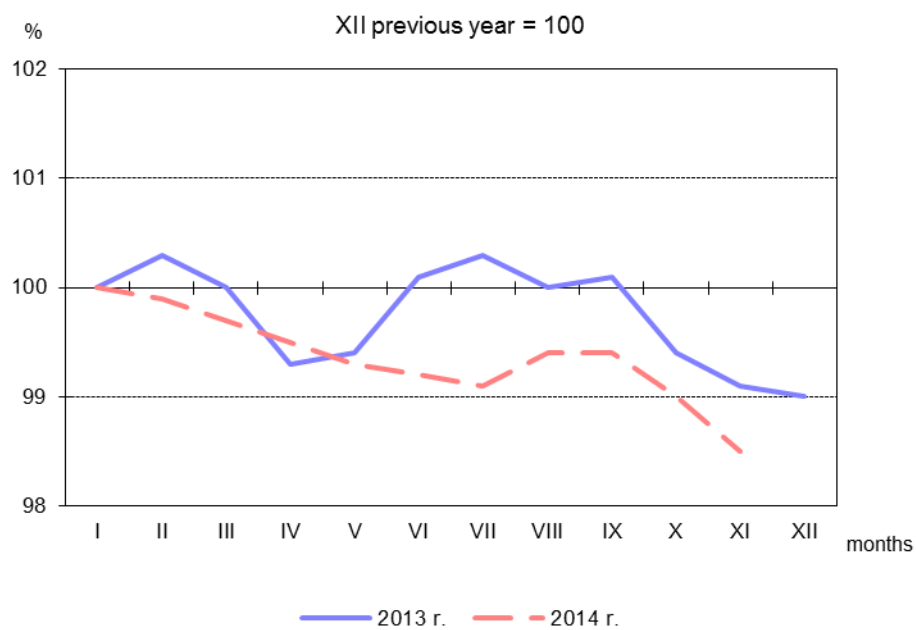


Fig. 2. **Dynamics of prices of construction and assembly production in 2013-2014**

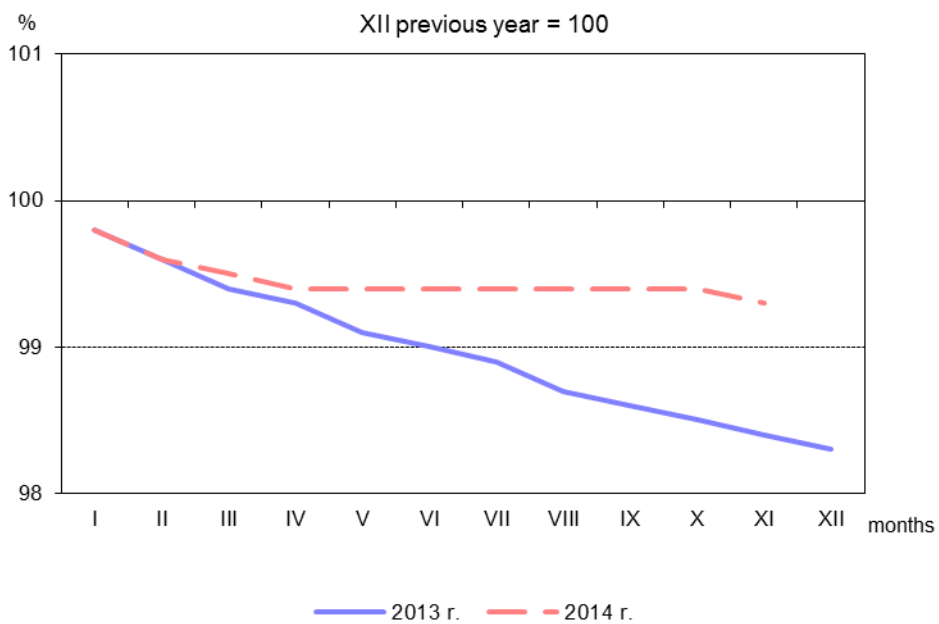


Fig. 3.

Dynamics of prices in 2014 XII previous year = 100

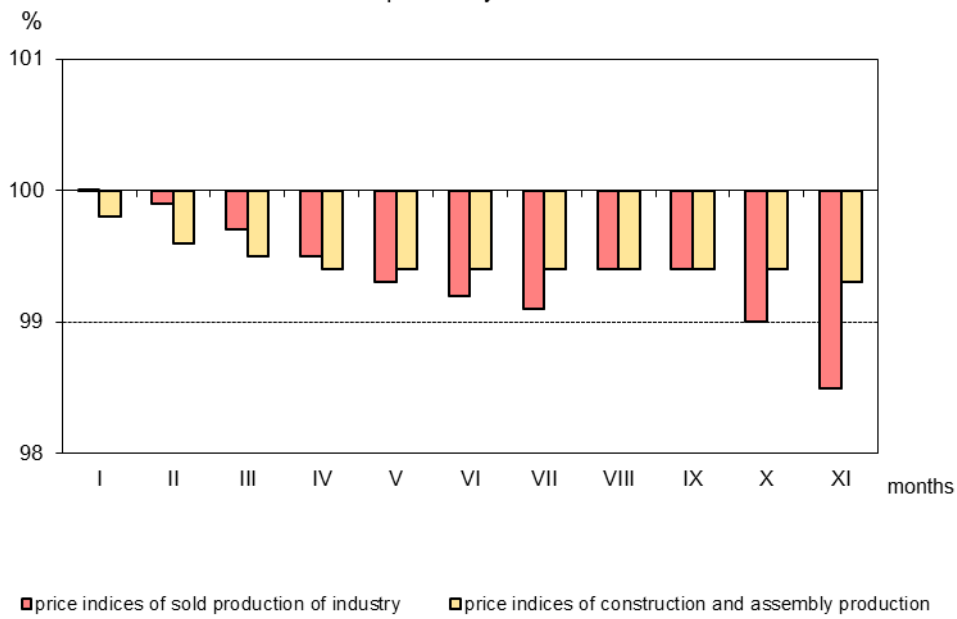


Fig. 4.

Dynamics of prices of sold production of industry sections in 2014 XII previous year = 100

