

**PRICE INDICES OF SOLD PRODUCTION OF INDUSTRY  
AND CONSTRUCTION AND ASSEMBLY PRODUCTION  
in October 2014**

Specification	September 2014		October 2014		Jan.- October 2014	
	August 2014= =100	corresponding period of 2013=100	September 2014= =100	December 2013= =100	Jan.- October 2013=100	
<b>PRICE INDICES OF SOLD PRODUCTION OF INDUSTRY</b>						
<b>TOTAL .....</b>	<b>100.0*</b>	<b>98.4</b>	<b>98.8</b>	<b>99.7</b>	<b>99.1</b>	<b>98.6</b>
<b>Mining and quarrying .....</b>	<b>100.5</b>	<b>97.9</b>	<b>98.8</b>	<b>100.5</b>	<b>100.1</b>	<b>94.6</b>
<b>Manufacturing .....</b>	<b>100.0</b>	<b>98.1</b>	<b>98.4</b>	<b>99.6</b>	<b>98.8</b>	<b>98.5</b>
<b>Electricity, gas, steam and air conditioning supply .....</b>	<b>100.1</b>	<b>101.2</b>	<b>101.2</b>	<b>100.0</b>	<b>101.2</b>	<b>101.0</b>
<b>Water supply; sewerage, waste management and remediation activities .....</b>	<b>100.5*</b>	<b>101.6*</b>	<b>101.7</b>	<b>99.9</b>	<b>101.7</b>	<b>101.1</b>
<b>PRICE INDICES OF CONSTRUCTION AND ASSEMBLY PRODUCTION</b>						
<b>TOTAL .....</b>	<b>100.0</b>	<b>99.2</b>	<b>99.3</b>	<b>100.0</b>	<b>99.4</b>	<b>98.7</b>

\* Data revised.

According to preliminary data, **the prices of sold production of industry** in October 2014 were by 0.3% lower than in the previous month. The drop of prices was recorded in manufacturing (of 0.4%), of which in manufacture of coke and refined petroleum products (of 4.8%). The price were also lower among other things in manufacture of food products (of 0.6%), of textiles (of 0.3%), of machinery and equipment, of pharmaceutical products (of 0.2% each), of metal products, of computer, electronic and optical products, of furniture as well as of beverages (of 0.1% each). The prices of paper and paper products reached the level similar to the one recorded in the previous month. However the growth of prices was recorded among other things in printing and reproduction of recorded media, in manufacture of wearing apparel (by 0.1% each), of motor vehicles, trailers and semi-trailers, of rubber and plastic products, of leather and related products (by 0.2% each), of products of wood, cork, straw and wicker, of other non-metallic mineral products (by 0.3% each), of chemicals and chemical products (by 0.4%), of electrical equipment (by 0.5%), of basic metals, of other transport equipment (by 0.7% each). The drop of prices was recorded in section water supply; sewerage, waste management and remediation activities (of 0.1%). In section electricity, gas, steam and air conditioning supply the prices reached the level similar to the one recorded in the previous month. The growth of prices was recorded in mining and quarrying (by 0.5%) of which in mining of coal and lignite (by 0.9%) when the drop was recorded in mining of metal ores (of 0.2%).

In comparison to December of the previous year the prices of sold production of industry were lower of 0.9%. The drop of prices of 1.2% was recorded in manufacturing, of which in manufacture of coke and refined petroleum products (of 6.1%). The drop prices was also recorded among other things in manufacture of food products (of 3.2%), of electrical equipment (of 1.9%), of metal products (of 1.5%), of other non-metallic mineral products (of 1.3%), of rubber and plastic products, of machinery and equipment (of 0.8% each) as well as of beverages (of 0.6%). The growth of prices was recorded among other things in manufacture of chemicals and chemical products (by 0.9%), of printing and reproduction of recorded media (by 1.4%), of pharmaceutical products (by 1.5%), of basic metals (by 1.7%), of leather and related products (by 1.8%) as well as of other transport equipment (by 2.7%). The growth of prices was recorded in sections: in mining and quarrying (by 0.1%), in electricity, gas, steam and air conditioning supply (by 1.2%) as well as water supply; sewerage, waste management and remediation activities (by 1.7%).

In October 2014 the prices of sold production of industry were of 1.2% lower than a year earlier, of which in manufacturing of 1.6% and in mining and quarrying of 1.2%. However the prices in sections: electricity, gas, steam and air conditioning supply as well as in water supply; sewerage, waste management and remediation activities were higher than a year earlier appropriately by 1.2% and by 1.7%.

It is estimated that the **prices of construction and assembly production** in October 2014 reached the level similar to the one recorded in the previous month, however in comparison with December of previous year were lower of 0.6%, and in comparison with October of the previous year – lower of 0.7%.

Fig. 1.

### Dynamics of prices of sold production of industry in 2013-2014

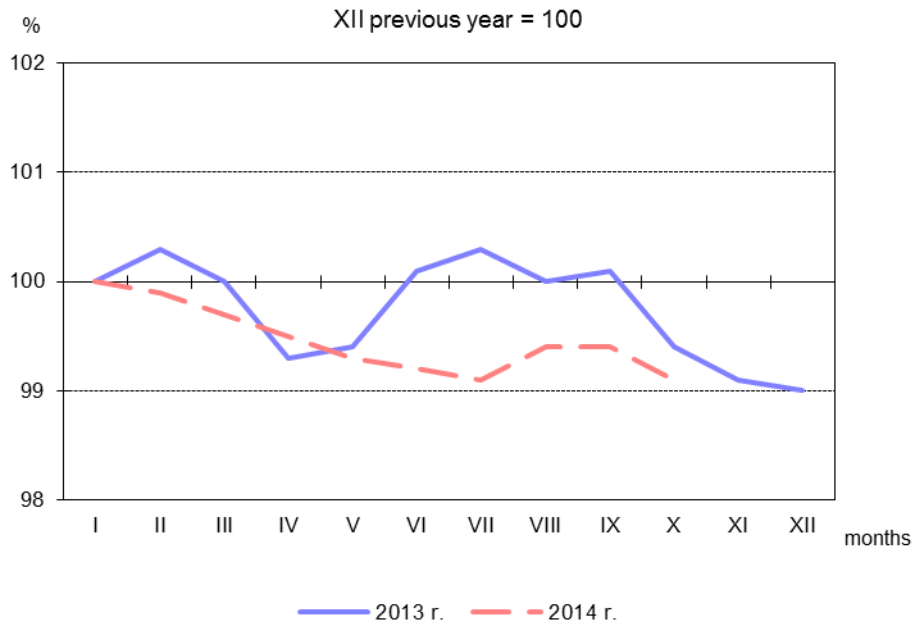


Fig. 2.

### Dynamics of prices of construction and assembly production in 2013-2014

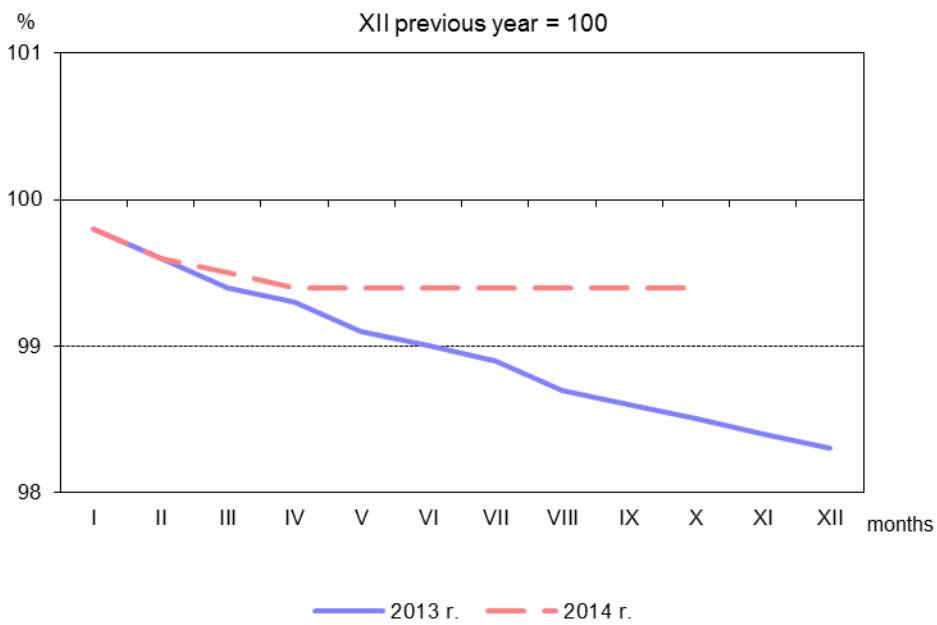


Fig. 3.

### Dynamics of prices in 2014 XII previous year = 100

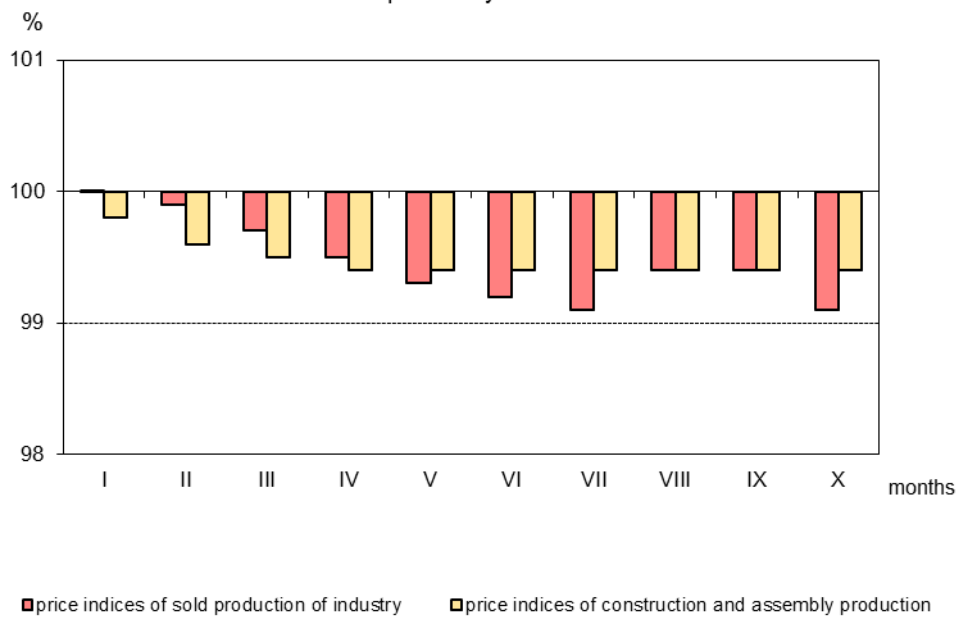


Fig. 4.

### Dynamics of prices of sold production of industry sections in 2014 XII previous year = 100

