

**PRICE INDICES OF SOLD PRODUCTION OF INDUSTRY
AND CONSTRUCTION AND ASSEMBLY PRODUCTION
in September 2014**

Specification	August 2014		September 2014			Jan.- September 2014
	July 2014= =100	corresponding period of 2013=100	August 2014= =100	December 2013= =100	Jan.- September 2013=10 0	
PRICE INDICES OF SOLD PRODUCTION OF INDUSTRY						
TOTAL	100.3	98.5	98.4	100.1	99.5	98.6
Mining and quarrying	99.8*	97.6*	97.9	100.5	99.6	94.2
Manufacturing	100.3	98.2	98.1	100.0	99.2	98.6
Electricity, gas, steam and air conditioning supply	100.0	101.1	101.2	100.1	101.2	101.0
Water supply; sewerage, waste management and remediation activities	100.1*	101.5*	101.3	100.3	101.6	101.0
PRICE INDICES OF CONSTRUCTION AND ASSEMBLY PRODUCTION						
TOTAL	100.0	99.1	99.2	100.0	99.4	98.7

* Data revised.

According to preliminary data, **the prices of sold production of industry** in September 2014 were by 0.1% higher than in the previous month. The growth of prices was recorded in mining and quarrying (by 0.5%) of which in mining of coal and lignite (by 1.2%) when the drop was recorded in mining of metal ores (of 0.3%). The growth of prices was recorded in section water supply; sewerage, waste management and remediation activities (by 0.3%) as well as in section electricity, gas, steam and air conditioning supply (by 0.1%). In manufacturing the prices reached the level similar to the one recorded in August 2014. The prices were higher among other things in manufacture of basic metals (by 1.1%), of other transport equipment (by 0.9%), of leather and related products (by 0.7%), of pharmaceutical products (by 0.5%), of computer, electronic and optical products (by 0.4%), of motor vehicles, trailers and semi-trailers, of rubber and plastic products, of metal products, of textiles (by 0.3% each), of furniture, of paper and paper products, of products of wood, cork, straw and wicker (by 0.2% each). However the drop of prices was recorded among other things in manufacture of chemicals and chemical products, of electrical equipment, of printing and reproduction of recorded media, of wearing apparel (of 0.1% each), of other non-metallic mineral products, of machinery and equipment (of 0.2% each), of coke and refined petroleum products (of 0.4%), of food products as well as of beverages (of 0.6% each).

In comparison to December of the previous year the prices of sold production of industry were lower of 0.5%. The drop of 0.8% was recorded in manufacturing, of which in manufacture of electrical equipment (of 2.4%). The drop prices was recorded among other things in manufacture of food products (of 2.3%), of coke and refined petroleum products, of other non-metallic mineral products (of 1.4% each), of metal products (of 1.3%), of rubber and plastic products (of 1.0%), of wearing apparel (of 0.9%), of computer, electronic and optical products (of 0.7%), of machinery and equipment (of 0.5%), of products of wood, cork, straw and wicker (of 0.4%), of furniture (of 0.3%) as well as of beverages (of 0.2%). The growth of prices was recorded among other things in manufacture of chemicals and chemical products (by 0.6%), of basic metals, of printing and reproduction of recorded media (by 1.1% each), of other transport equipment (by 1.8%), of pharmaceutical products (by 1.9%). The drop was recorded in mining and quarrying (of 0.4%) of which in mining of coal and lignite (of 1.6%) when the growth was recorded in mining of metal ores (by 1.4%). The growth of prices was recorded in sections: electricity, gas, steam and air conditioning supply (by 1.2%) as well as water supply; sewerage, waste management and remediation activities (by 1.6%).

In September 2014 the prices of sold production of industry were of 1.6% lower than a year earlier, of which in mining and quarrying of 2.1% and in manufacturing of 1.9%. However the prices in sections: electricity, gas, steam and air conditioning supply as well as in water supply; sewerage, waste management and remediation activities were higher than a year earlier appropriately by 1.2% and by 1.3%.

It is estimated that the **prices of construction and assembly production** in September 2014 reached the level similar to the one recorded in the previous month, however in comparison with December of previous year were lower of 0.6%, and in comparison with September of the previous year – lower of 0.8%.

Fig. 1.

Dynamics of prices of sold production of industry in 2013-2014

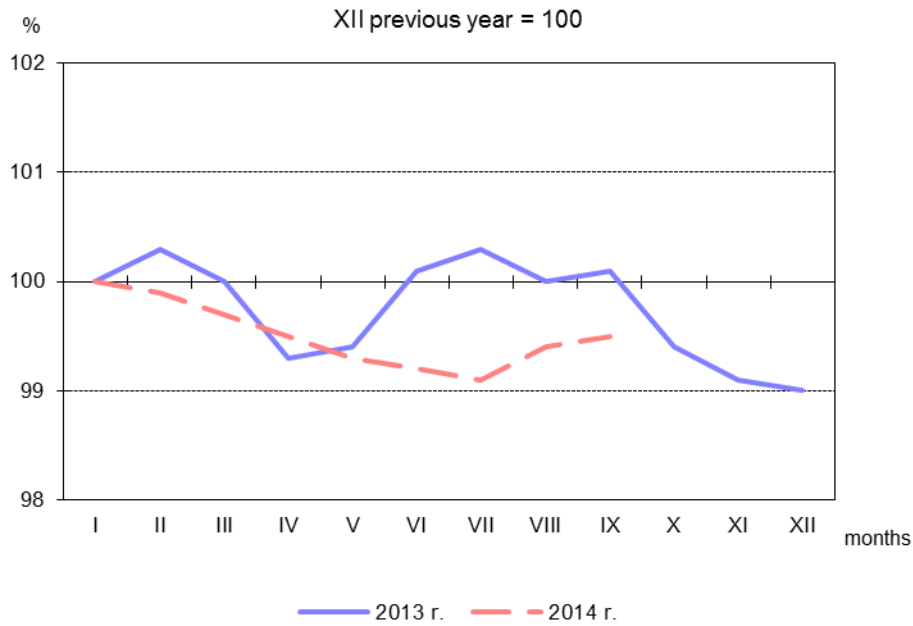


Fig. 2.

Dynamics of prices of construction and assembly production in 2013-2014

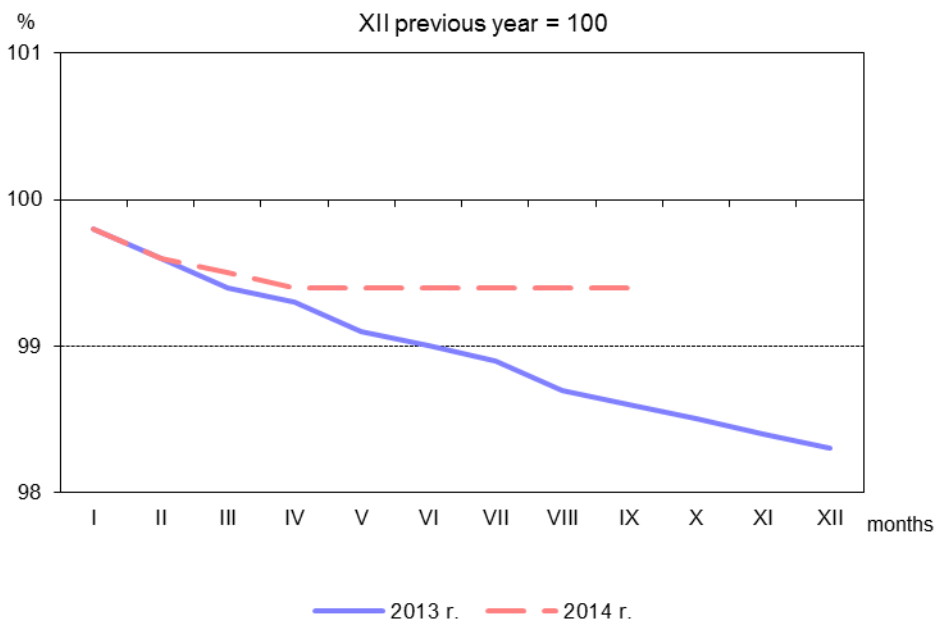


Fig. 3.

Dynamics of prices in 2014 XII previous year = 100

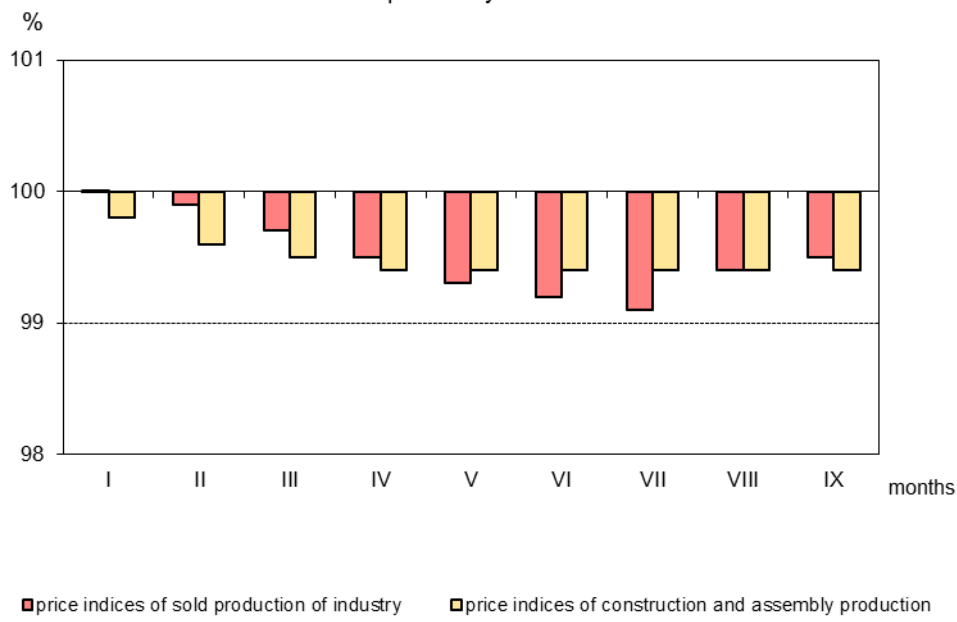


Fig. 4.

Dynamics of prices of sold production of industry sections in 2014 XII previous year = 100

