

**PRICE INDICES OF SOLD PRODUCTION OF INDUSTRY
AND CONSTRUCTION AND ASSEMBLY PRODUCTION
in July 2014**

Specification	June 2014		July 2014		Jan.- July 2014	
	May 2014= =100	corresponding period of 2013=100	June 2014= =100	December 2013= =100	Jan.- July 2013=100	
PRICE INDICES OF SOLD PRODUCTION OF INDUSTRY						
TOTAL	99.9*	98.2*	98.0	100.0	99.2	98.7
Mining and quarrying	99.6*	94.7*	97.8	102.2	99.2	93.2
Manufacturing	99.9*	98.0*	97.6	99.9	99.0	98.7
Electricity, gas, steam and air conditioning supply	100.1	101.0	101.1	100.1	101.1	100.9
Water supply; sewerage, waste management and remediation activities	99.9	101.0	101.2	100.2	101.1	100.9
PRICE INDICES OF CONSTRUCTION AND ASSEMBLY PRODUCTION						
TOTAL	100.0	98.7	98.8	100.0	99.4	98.6

* Data revised.

According to preliminary data, **the prices of sold production of industry** in July 2014 reached the level similar to the one recorded in the previous month. The drop of prices was recorded in manufacturing (of 0.1%), of which the biggest in manufacture of chemicals and chemical products, of printing and reproduction of recorded media (of 0.5% each). The drop of prices was also recorded among other things in manufacture of coke and refined petroleum products, of beverages (of 0.4% each), of motor vehicles, trailers and semi-trailers, of rubber and plastic products, of other non-metallic mineral products (of 0.3% each), of electrical equipment (of 0.2%), of basic metals (of 0.1%). However the prices were higher in manufacture of food products, of metal products, of paper and paper products, of furniture, of textiles, of wearing apparel (by 0.1% each), of machinery and equipment, of other transport equipment (by 0.2% each), of computer, electronic and optical products, of products of wood, cork, straw and wicker, of leather and related products (by 0.3% each), of pharmaceutical products (by 0.4%). The growth of prices was recorded in section electricity, gas, steam and air conditioning supply (by 0.1%) as well as in water supply; sewerage, waste management and remediation activities (by 0.2%). In section mining and quarrying the prices were higher by 2.2%, of which in mining of metal ores (by 5.4%) as well as in mining of coal and lignite (of 0.7%).

In comparison to December of the previous year the prices of sold production of industry were lower of 0.8%. The biggest drop was recorded in manufacturing (of 1.0%), of which in manufacture of computer, electronic and optical products as well as of wearing apparel (of 2.1% each). The drop prices was recorded among other things in manufacture of metal products, of electrical equipment (of 2.0% each), of coke and refined petroleum products (of 1.9%), of rubber and plastic products (of 1.5%), of food products, of motor vehicles, trailers and semi-trailers, of other non-metallic mineral products (of 1.2% each), of furniture, of beverages (of 0.5% each), of products of wood, cork, straw and wicker (of 0.3%), of machinery and equipment (of 0.2%) as well as of basic metals (of 0.1%). The growth of prices was recorded among other things in manufacture of chemicals and chemical products, of other transport equipment (by 0.3% each), of pharmaceutical products (by 0.4%), of paper and paper products (by 0.5%). In section mining and quarrying was recorded the drop prices (of 0.8%), of which in mining of coal and lignite (of 2.1%) when the growth was recorded in mining of metal ores (by 1.0%). The growth of prices was recorded in sections: electricity, gas, steam and air conditioning supply as well as water supply; sewerage, waste management and remediation activities (by 1.1% each).

In July 2014 the prices of sold production of industry were of 2.0% lower than a year earlier. The drop of prices was recorded in manufacturing (of 2.4%) and in mining and quarrying (of 2.2%). The prices increased in sections: electricity, gas, steam and air conditioning supply (by 1.1%) as well as in water supply; sewerage, waste management and remediation activities (by 1.2%).

It is estimated that the **prices of construction and assembly production** in July 2014 reached the level similar to the one recorded in the previous month and it concerned both construction of buildings, civil engineering and specialised construction activities.

In July 2014 the prices of construction and assembly production were of 0.6% lower than in December of previous year and of 1.2% lower than in July of the previous year.

Fig. 1.

Dynamics of prices of sold production of industry in 2013-2014

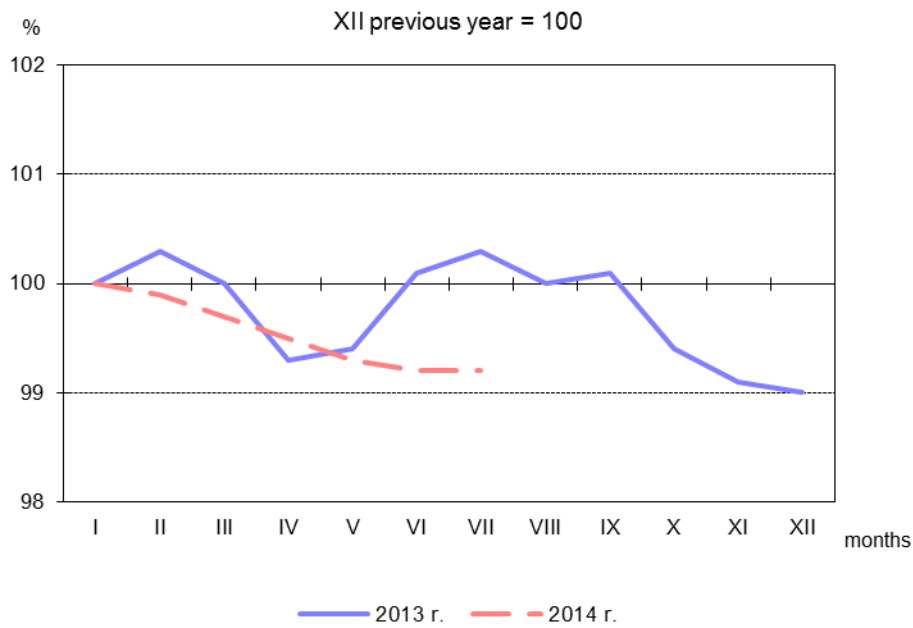


Fig. 2.

Dynamics of prices of construction and assembly production in 2013-2014

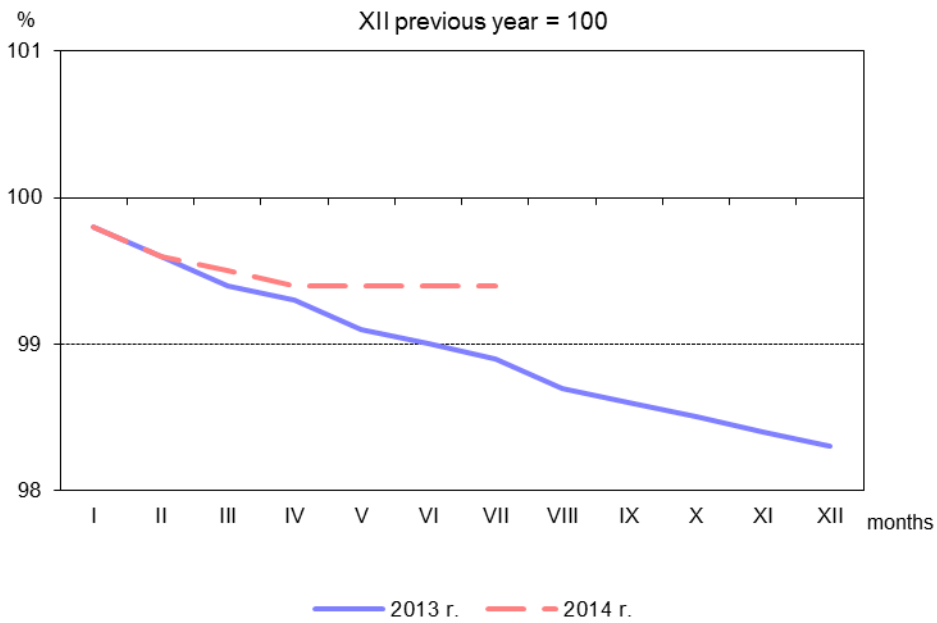


Fig. 3.

Dynamics of prices in 2014 XII previous year = 100

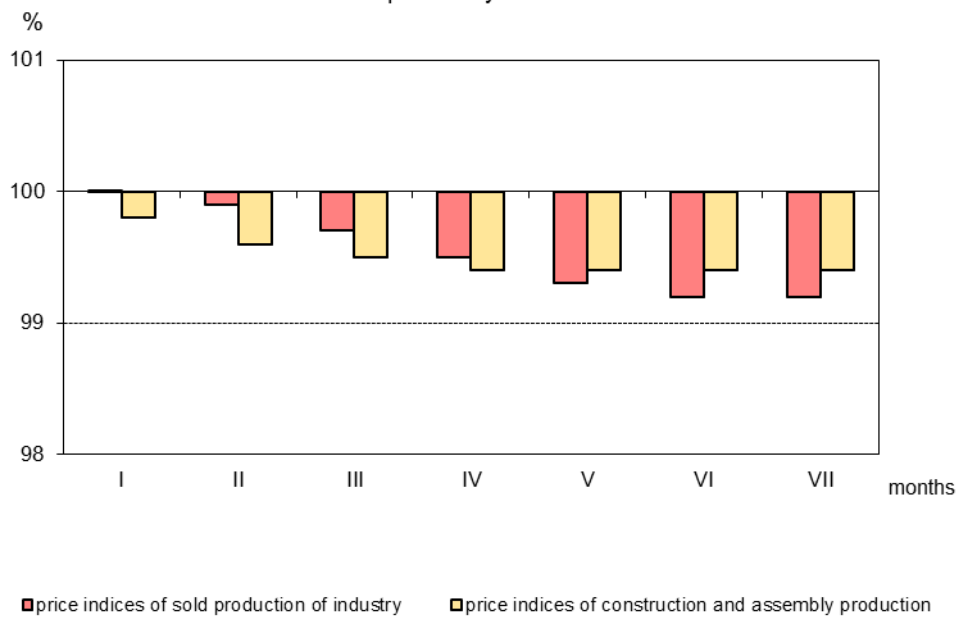


Fig. 4.

Dynamics of prices of sold production of industry sections in 2014 XII previous year = 100

