

**PRICE INDICES OF SOLD PRODUCTION OF INDUSTRY
AND CONSTRUCTION AND ASSEMBLY PRODUCTION
in June 2014**

Specification	May 2014		June 2014			Jan.- June 2014
	April 2014= =100	corresponding period of 2013=100	May 2014= =100	December 2013= =100	Jan.- June 2013=100	
PRICE INDICES OF SOLD PRODUCTION OF INDUSTRY						
TOTAL	99.8	99.0	98.3	100.0	99.3	98.8
Mining and quarrying	100.7*	93.9*	94.6	99.5	97.0	92.4
Manufacturing	99.8	99.0	98.1	100.0	99.2	98.9
Electricity, gas, steam and air conditioning supply	100.0	101.0	101.0	100.1	101.0	100.9
Water supply; sewerage, waste management and remediation activities	100.3*	100.9*	101.0	99.9	100.9	100.9
PRICE INDICES OF CONSTRUCTION AND ASSEMBLY PRODUCTION						
TOTAL	100.0	98.6	98.7	100.0	99.4	98.5

* Data revised.

According to preliminary data, **the prices of sold production of industry** in June 2014 reached the level similar to the one recorded in the previous month. The drop of prices was recorded in sections: mining and quarrying (of 0.5%) as well as in water supply; sewerage, waste management and remediation activities (of 0.1%). The prices in manufacturing reached the level similar to the one recorded in May 2014. The drop of prices was recorded among other things in manufacture of machinery and equipment, of paper and paper products (of 0.5% each), of metal products, of computer, electronic and optical products (of 0.4% each), of chemicals and chemical products, of products of wood, cork, straw and wicker (of 0.3% each), of rubber and plastic products, of electrical equipment, of furniture (of 0.2% each). Lower was also prices in manufacture of other non-metallic mineral products, of other transport equipment, of pharmaceutical products, of textiles (of 0.1% each). However the prices were higher in manufacture of food products, of beverages, of wearing apparel, of leather and related products (by 0.1% each), of motor vehicles, trailers and semi-trailers (by 0.2%), of printing and reproduction of recorded media (by 0.5%), manufacture of coke and refined petroleum products (by 0.6%) as well as of basic metals (by 0.7%). The growth of prices was recorded in section electricity, gas, steam and air conditioning supply (by 0.1%).

In comparison to December of the previous year the prices of sold production of industry were lower of 0.7%. The biggest drop was recorded in section mining and quarrying (of 3.0%), of which in mining of metal ores (of 4.2%) as well as in mining of coal and lignite (of 3.2%). In manufacturing prices were lower of 0.8%, of which the biggest in manufacture of computer, electronic and optical products (of 2.2%). The drop prices was recorded among other things in manufacture of metal products (of 1.9%), of wearing apparel (of 1.7%), of electrical equipment (of 1.6%), of coke and refined petroleum products (of 1.5%), of food products (of 1.3%), of motor vehicles, trailers and semi-trailers, of rubber and plastic products (of 0.9%), of furniture, of products of wood, cork, straw and wicker (of 0.8% each) as well as of other non-metallic mineral products (of 0.7%). The growth of prices was recorded among other things in manufacture of basic metals, of paper and paper products, of pharmaceutical products (by 0.4% each), of beverages (by 0.6%), of chemicals and chemical products (by 0.9%). The growth of prices was recorded in sections: water supply; sewerage, waste management and remediation activities (by 0.9%) as well as electricity, gas, steam and air conditioning supply (by 1.0%).

In June 2014 the prices of sold production of industry were of 1.7% lower than a year earlier. The drop of prices was recorded in mining and quarrying (of 5.4%) and in manufacturing (of 1.9%). The prices increased in sections: electricity, gas, steam and air conditioning supply as well as in water supply; sewerage, waste management and remediation activities (by 1.0% each).

It is estimated that the **prices of construction and assembly production** in June 2014 reached the level similar to the one recorded in the previous month. The price in construction of buildings as well as in specialised construction activities reached the level similar to the one recorded in May 2014, but the drop of prices was recorded in civil engineering (of 0.1%).

In June 2014 the prices of construction and assembly production were of 0.6% lower than in December of previous year and of 1.3% lower than in June of the previous year.

Fig. 1.

Dynamics of prices of sold production of industry in 2013-2014

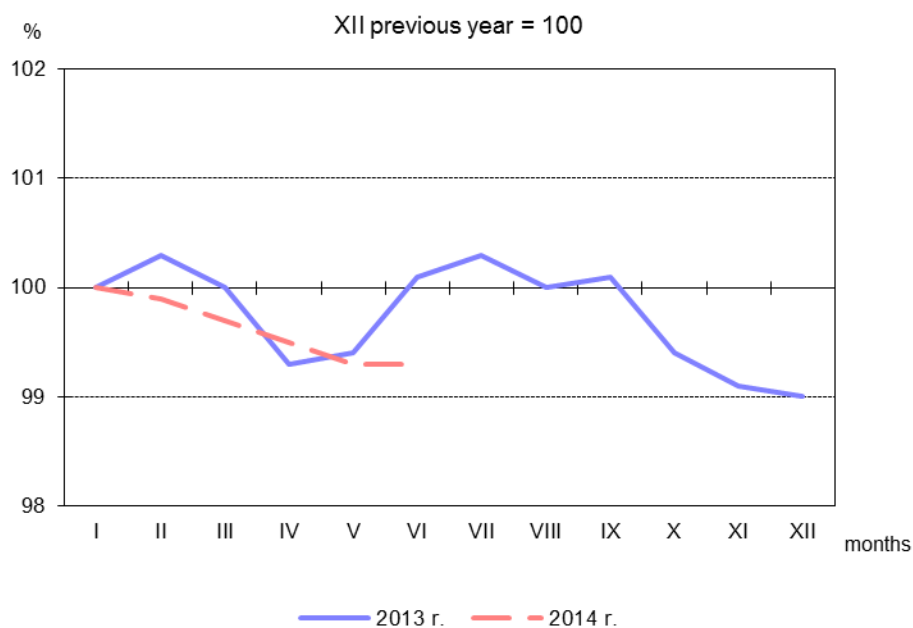


Fig. 2.

Dynamics of prices of construction and assembly production in 2013-2014

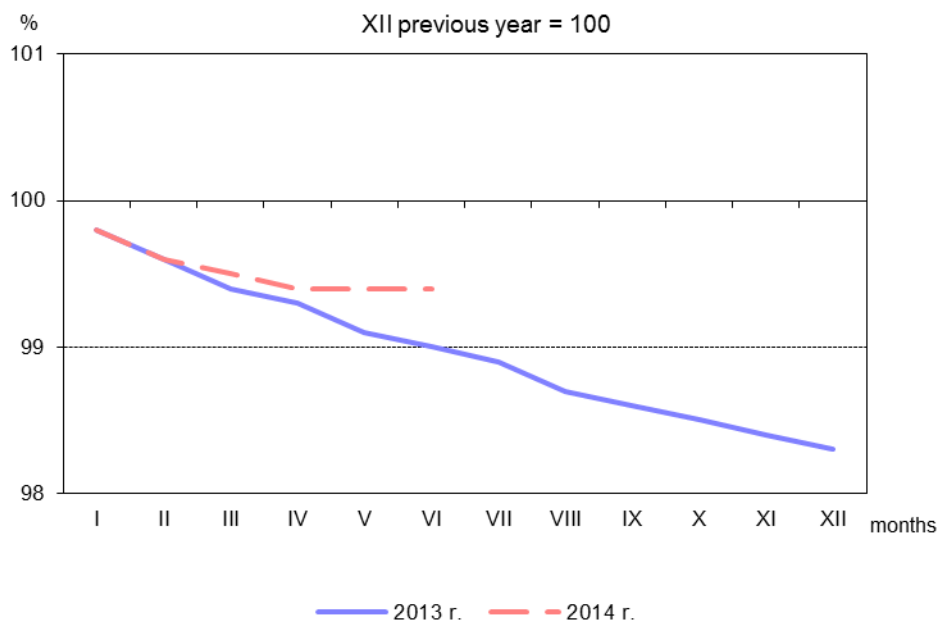


Fig. 3.

Dynamics of prices in 2014 XII previous year = 100

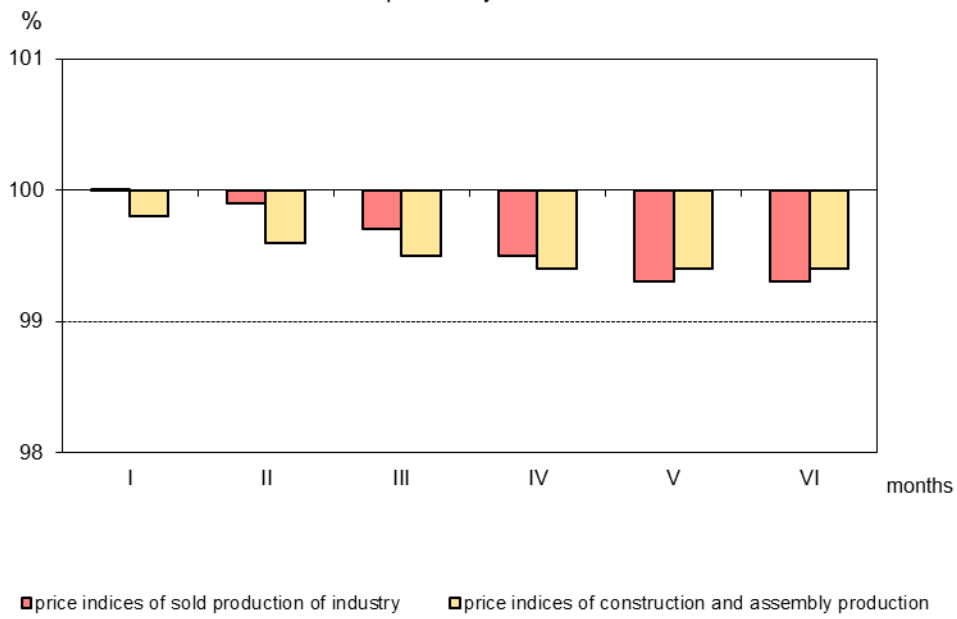


Fig. 4.

Dynamics of prices of sold production of industry sections in 2014 XII previous year = 100

