

# Price indices of sold production of industry in September 2024

21.10.2024


**6.3%**

the decrease of producer prices in industry compared to September 2023

According to preliminary data, the prices of sold production of industry in September 2024 decreased compared to August 2024 – by 0.5%, as well as to the corresponding month of the previous year – by 6.3%.

**Table 1. Price indices of sold production of industry in August and September 2024**

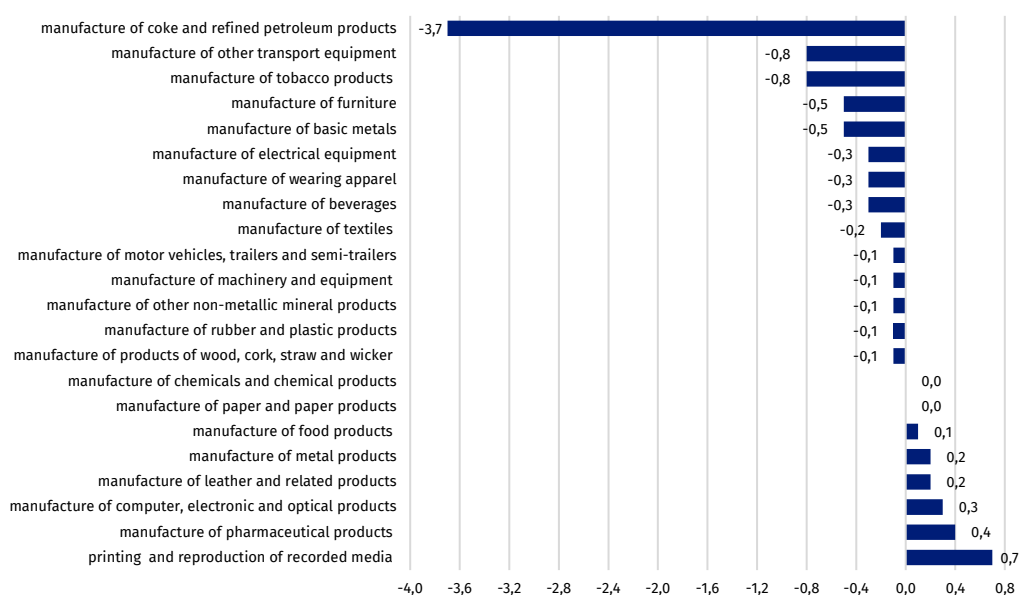
SPECIFICATION	08 2024		09 2024		01-09 2024	
	07 2024=100	corresponding period 2023=100	08 2024=100	12 2023=100	01-09 2023=100	
<b>TOTAL</b>	99.5*	94.5*	93.7	99.5	96.7	92.3
Mining and quarrying	97.8*	94.3*	91.1	99.0	94.7	91.5
Manufacturing	99.5*	95.2*	94.5	99.6	97.6	93.1
Electricity, gas, steam and air conditioning supply	99.4*	88.2*	88.1	99.1	91.3	85.1
Water supply; sewerage, waste management and remediation activities	100.1*	103.6*	102.9	99.9	102.9	102.6

\* Data revised.

## Prices changes of sold production of industry in September 2024 compared to August 2024

According to preliminary data, **the prices of sold production of industry** in September 2024 decreased compared to August 2024 – by 0.5%. A decline in prices was recorded in all sections. The prices dropped the most in **mining and quarrying** section – by 1.0%, of which in the mining of hard coal and lignite – by 3.6%, with an increase in the mining of metal ores – by 0.9%. A drop in prices was observed also in **the electricity, gas, steam and air conditioning supply** section –by 0.9%, **the manufacturing** section by 0.4%, and in **water supply; sewerage, waste management and remediation activities** – by 0.1%.

**Chart 1. Prices changes of sold production of industry by sections in September 2024 compared to the previous month**

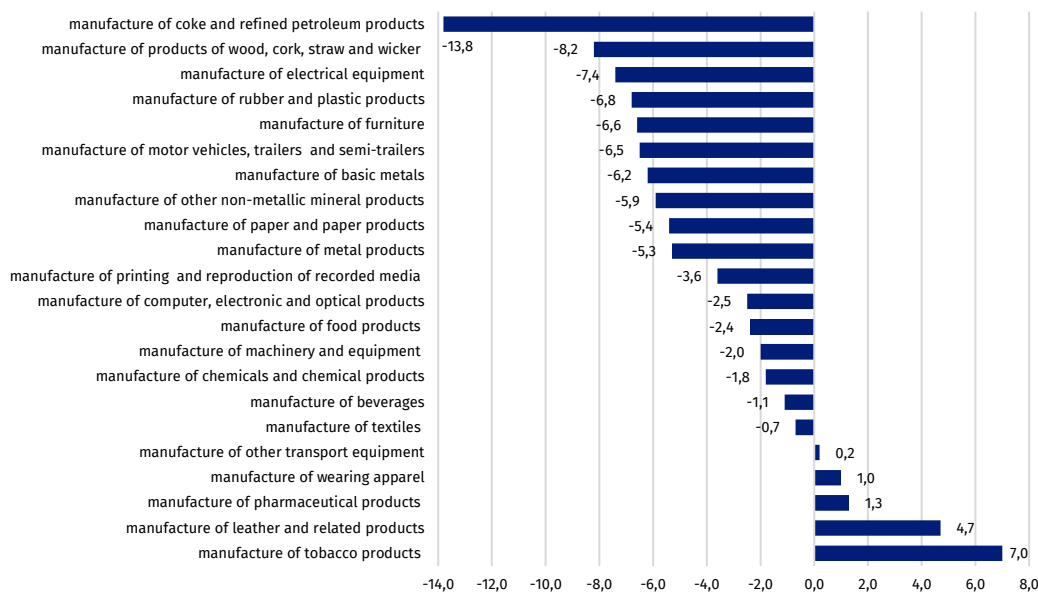


Among divisions of manufacturing in September 2024 in comparison to the previous month the prices decreased the most in manufacture of coke and refined petroleum products

## Prices changes of sold production of industry in September 2024 compared to September 2023

In August 2024 the prices of sold production of industry compared to the corresponding month of the previous year decreased by 6.3%. The prices dropped the most in **electricity, gas, steam and air conditioning supply** section – by 11.9%. Prices dropped also in **mining and quarrying** section – by 8.9%, of which in mining of coal and lignite – by 21.8%, with an increase in the mining of metal ores – by 2.7%. In the **manufacturing** section prices have decreased by 5.5%.

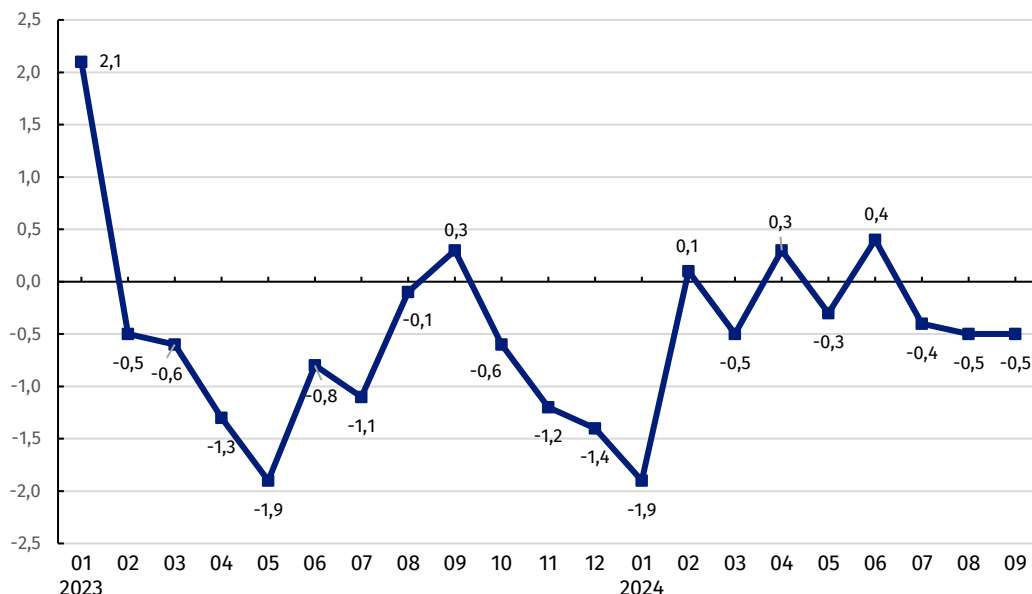
Chart 2. Prices changes of sold production of industry in September 2024 compared to the corresponding month of the previous year



In September 2024 in comparison to the corresponding month of the previous year, the prices decreased the most in manufacture of coke and refined petroleum products

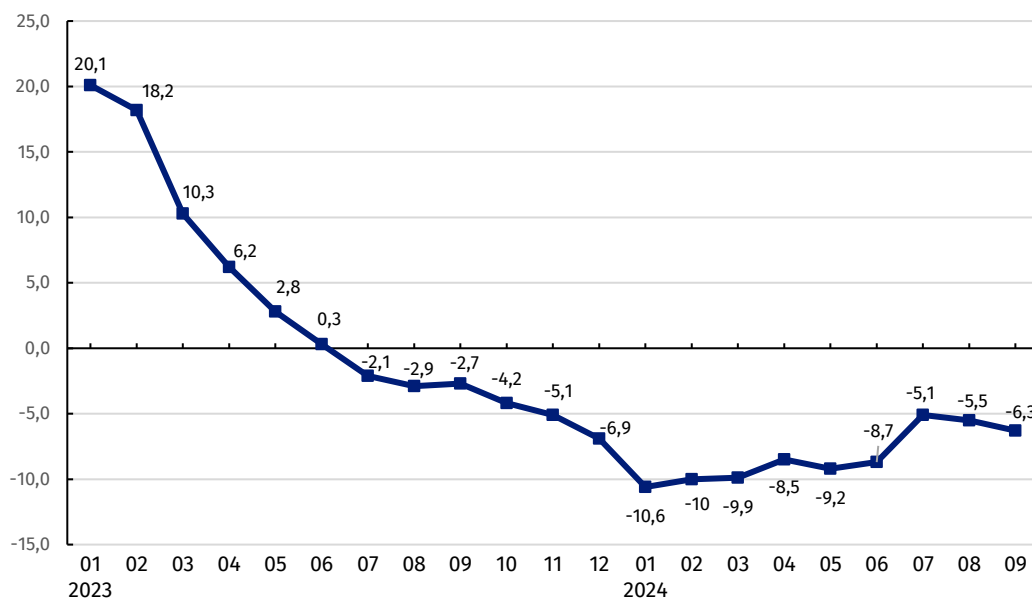
However, prices in **water supply; sewerage, waste management and remediation activities** section increased in annual terms – by 2.9%.

**Chart 3. Prices changes of sold production of industry in 2023-2024 in relation to the previous period**



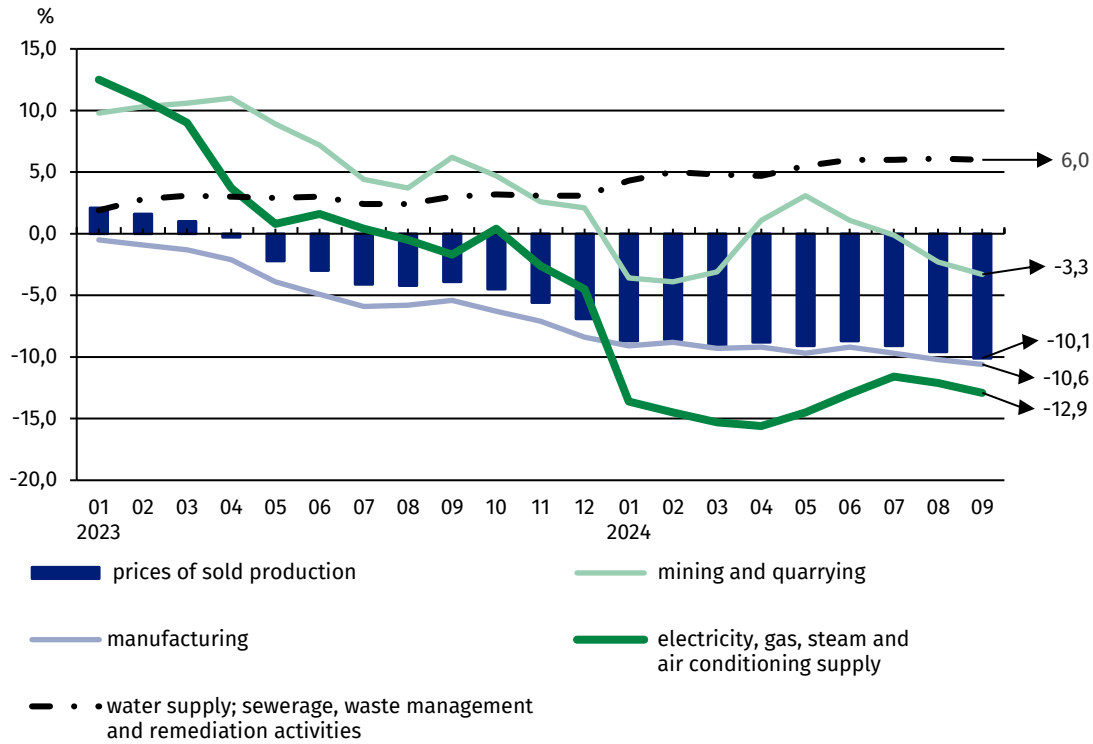
In September 2024 prices of sold production of industry decreased by 0.5% compared to the previous month.

**Chart 4. Prices changes of sold production of industry in 2023-2024 in relation to the corresponding period of the previous year**



In September 2024 a decline in the dynamics of prices of sold production of industry per year was observed by 6.3%

**Chart 5. Prices changes of sold production of industry by sections NACE in 2023-2024 in relation to December 2022**









In case of quoting Statistics Poland data, please provide information: "Source of data: Statistics Poland", and in case of publishing calculations made on data published by Statistics Poland, please include the following disclaimer: "Own study based on figures from Statistics Poland".

Prepared by:  
**The Trade and Services Department**  
**Director Ewa Adach-Stankiewicz**  
Phone: (+48 22) 608 31 24

Issued by:  
**Press Office**  
Mobile: (+48) 695 255 032  
Phone: (+48 22) 608 38 04, (+48 22) 449 41 45,  
(+48 22) 608 30 09

**e-mail: [obslugaprasowa@stat.gov.pl](mailto:obslugaprasowa@stat.gov.pl)**

-  [stat.gov.pl/en/](https://stat.gov.pl/en/)
-  [@StatPoland](https://twitter.com/StatPoland)
-  [@GlownyUrzadStatystyczny](https://www.facebook.com/GlownyUrzadStatystyczny)
-  [gus\\_stat](https://www.instagram.com/gus_stat)
-  [glownyurządstatystycznygus](https://www.youtube.com/glownyurządstatystycznygus)
-  [glownyurządstatystyczny](https://www.linkedin.com/company/glownyurządstatystyczny)

#### **Related information**

[Statistical Bulletin](#)

[News Releases](#)

#### **Data available in databases**

[Analytical Platform - Knowledge Databases](#)

[Macroeconomic Data Bank](#)

[Prices indices \(Topics: Prices, Trade\)](#)

#### **Terms used in official statistics**

[Price index of sold production of industry](#)