

# Price indices of sold production of industry in July 2024

21.08.2024


**4.8%**

the decrease of producer prices in industry compared to July 2023

According to preliminary data, the prices of sold production of industry in July 2024 remained at a level similar to that recorded in June 2024, but dropped compared to the corresponding month of the previous year – by 4.8%.

**Table 1. Price indices of sold production of industry in June and July 2024**

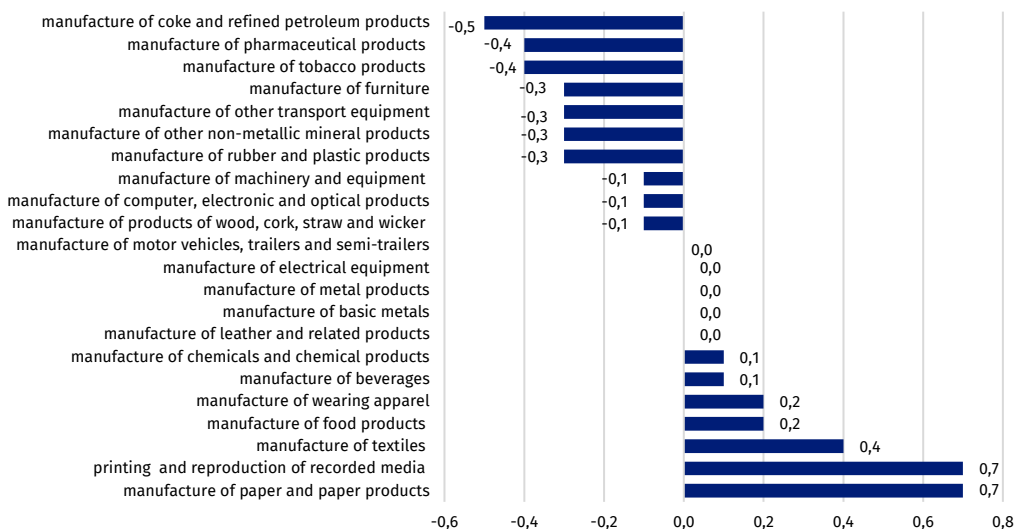
SPECIFICATION	06 2024		07 2024		01-07 2024	
	05 2024=100	corresponding period 2023=100	06 2024=100	12 2023=100	01-07 2023=100	
<b>TOTAL</b>	100.4*	94.2*	95.2	100.0	98.1	91.9
Mining and quarrying	98.1*	94.4*	96.0	99.1	98.2	91.2
Manufacturing	100.5*	95.0*	96.1	99.9	98.9	92.7
Electricity, gas, steam and air conditioning supply	101.7*	86.3*	87.2	100.5	91.7	84.2
Water supply; sewerage, waste management and remediation activities	100.5*	102.9*	103.8	100.2	103.1	102.4

\* Data revised.

### Prices changes of sold production of industry in July 2024 compared to June 2024

According to preliminary data, **the prices of sold production of industry** in July 2024 remained at a level similar to that recorded in previous month. However a decline in prices was recorded in **mining and quarrying** section – by 0.9%, of which in the mining of metal ores – by 3.3%, with an increase in the mining of coal and lignite – by 0.5%. In **the manufacturing** section the prices dropped by 0.1%.

**Chart 1. Prices changes of sold production of industry by sections in July 2024 compared to the previous month**



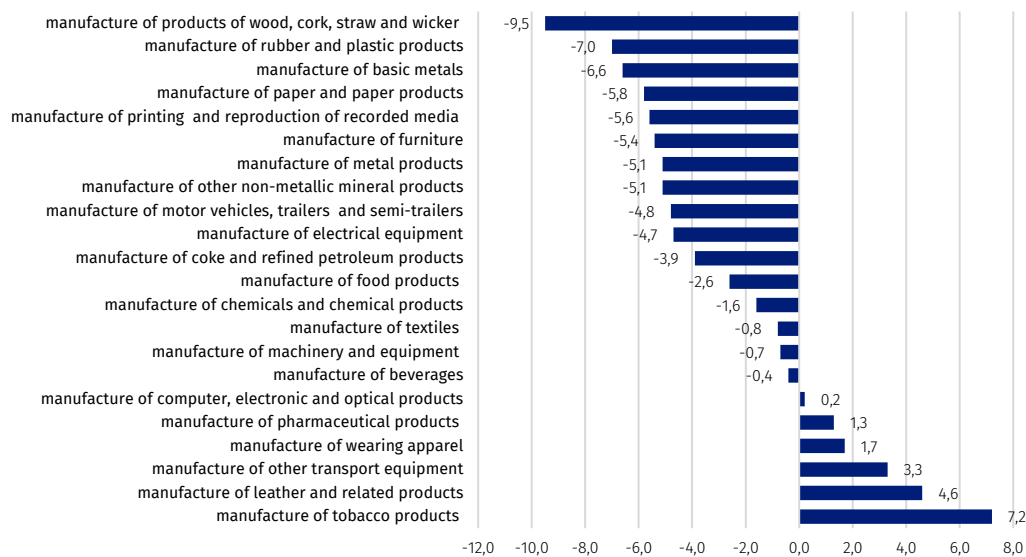
Among divisions of manufacturing in July 2024 in comparison to the previous month the prices increased the most in printing and reproduction of recorded media and in manufacture of paper and paper products

An increase in prices was recorded in **the electricity, gas, steam and air conditioning supply** section – by 0.5%, as well as in **water supply; sewerage, waste management and remediation activities** section – by 0.2%.

## Prices changes of sold production of industry in June 2024 compared to July 2023

In July 2024 the prices of sold production of industry compared to the corresponding month of the previous year decreased by 4.8%. The prices dropped the most in **electricity, gas, steam and air conditioning supply** section – by 12.8%. In **mining and quarrying** section prices have also decreased – by 4.0%, of which in mining of coal and lignite – by 17.8%, with an increase in the mining of metal ores – by 12.4%. Prices dropped in the **manufacturing** section by 3.9%.

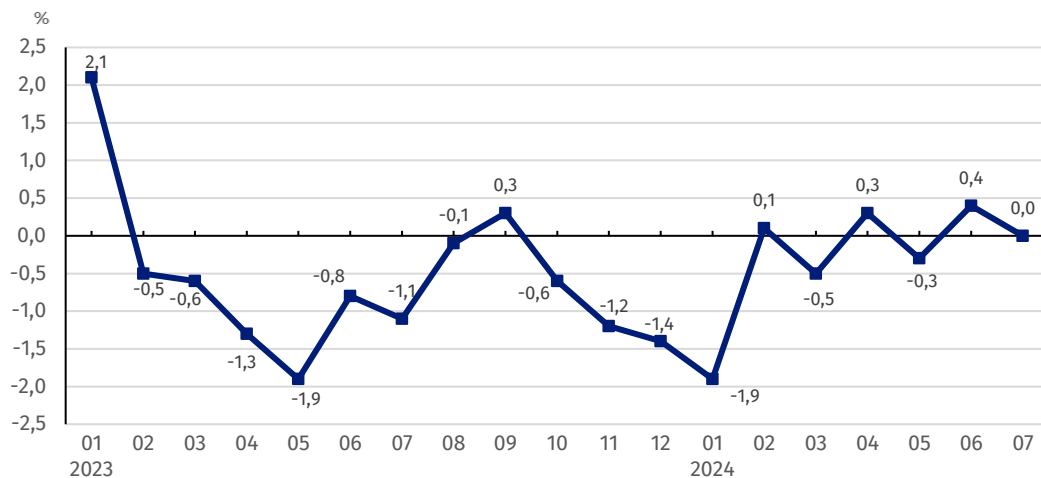
**Chart 2. Prices changes of sold production of industry in July 2024 compared to the corresponding month of the previous year**



In July 2024 in comparison to the corresponding month of the previous year, the prices decreased the most in manufacture of products of wood, cork, straw and wicker

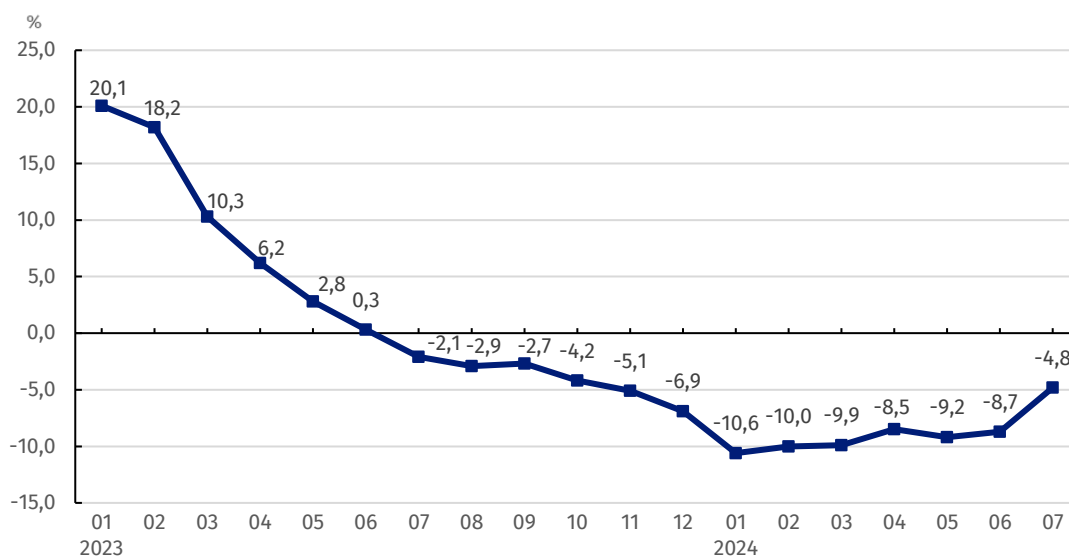
However, prices in **water supply; sewerage, waste management and remediation activities** section increased in annual terms – by 3.8%.

**Chart 3. Prices changes of sold production of industry in 2023-2024 in relation to the previous period**



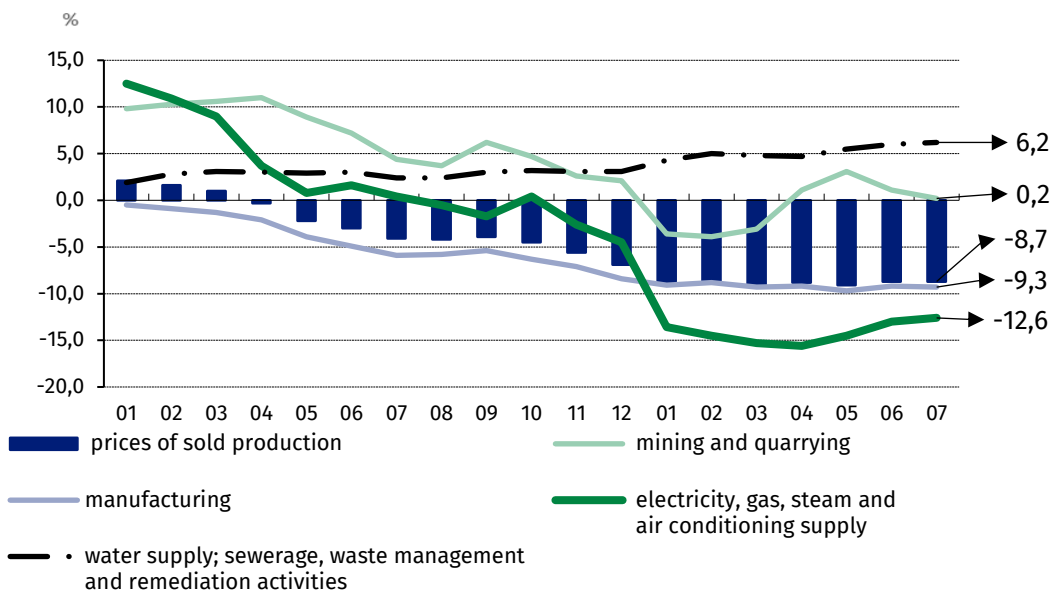
In July 2024 prices remained at a level similar to that recorded in the previous month

**Chart 4. Prices changes of sold production of industry in 2023-2024 in relation to the corresponding period of the previous year**



In July 2024 a decline in the dynamics of prices of sold production in industry per year was observed by 4.8%

**Chart 5. Prices changes of sold production of industry by sections NACE in 2023-2024 in relation to December 2022**









In case of quoting Statistics Poland data, please provide information: "Source of data: Statistics Poland", and in case of publishing calculations made on data published by Statistics Poland, please include the following disclaimer: "Own study based on figures from Statistics Poland".

Prepared by:  
**The Trade and Services Department**  
**Director Ewa Adach-Stankiewicz**  
Phone: (+48 22) 608 31 24

Issued by:  
**Press Office**  
Mobile: (+48) 695 255 032  
Phone: (+48 22) 608 38 04, (+48 22) 449 41 45,  
(+48 22) 608 30 09

**e-mail: [obslugaprasowa@stat.gov.pl](mailto:obslugaprasowa@stat.gov.pl)**

-  [stat.gov.pl/en/](https://stat.gov.pl/en/)
-  [@StatPoland](https://twitter.com/StatPoland)
-  [@GlownyUrzadStatystyczny](https://www.facebook.com/GlownyUrzadStatystyczny)
-  [gus\\_stat](https://www.instagram.com/gus_stat)
-  [glownyurządstatystycznygus](https://www.youtube.com/glownyurządstatystycznygus)
-  [glownyurządstatystyczny](https://www.linkedin.com/company/glownyurządstatystyczny)

#### **Related information**

[Statistical Bulletin](#)

[News Releases](#)

#### **Data available in databases**

[Analytical Platform - Knowledge Databases](#)

[Macroeconomic Data Bank](#)

[Prices indices \(Topics: Prices, Trade\)](#)

#### **Terms used in official statistics**

[Price index of sold production of industry](#)