

# Price indices of sold production of industry in May 2024

20.06.2024


**7.0%**

 the decrease of producer prices  
in industry compared to May  
2023

According to preliminary data, the prices of sold production of industry in May 2024 decreased compared to April 2024 by – 0.3%, as well as compared to the corresponding month of the previous year – by 7.0%.

**Table 1. Price indices of sold production of industry in April and May 2024**

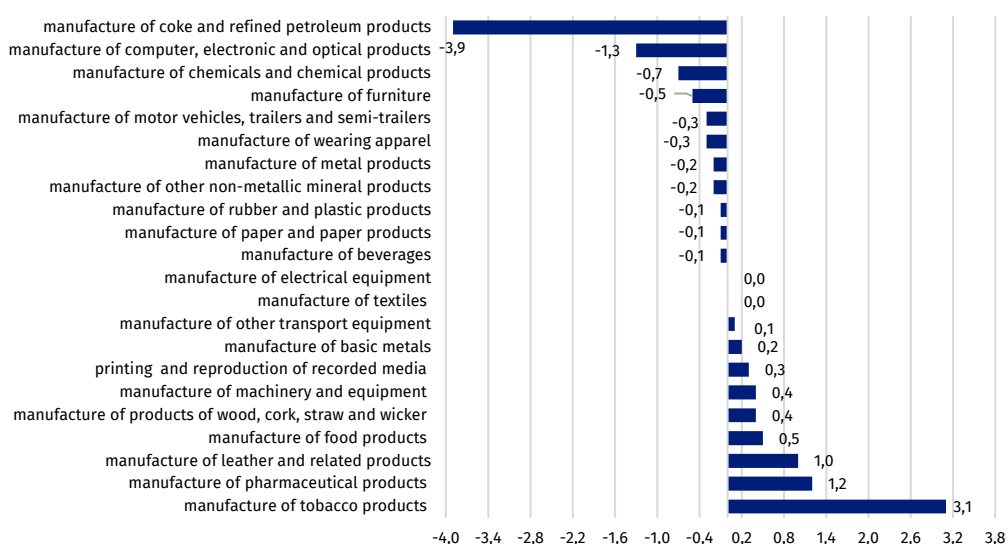
SPECIFICATION	04 2024		05 2024		01-05 2024	
	03 2024=100	corresponding period 2023=100	04 2024=100	12 2023=100	01-05 2023=100	
<b>TOTAL</b>	100.3*	91.5*	93.0	99.7	97.7	90.8
Mining and quarrying	104.3*	91.1*	94.5	101.7	100.7	89.6
Manufacturing	100.1*	92.5*	93.8	99.5	98.6	91.6
Electricity, gas, steam and air conditioning supply	99.7*	82.6*	84.9	100.9	89.3	83.1
Water supply; sewerage, waste management and remediation activities	99.9*	101.6*	102.0	100.3	101.9	102.0

\* Data revised.

## Prices changes of sold production of industry in May 2024 compared to April 2024

According to preliminary data, **the prices of sold production of industry** in May 2024 were 0.3% lower than in April 2024. The decline in prices in the **manufacturing** section amounted to 0.5%, with the largest decline recorded in the production of coke and refined petroleum products - by 3.9%.

**Chart 1. Prices changes of sold production of industry by sections in May 2024 compared to the previous month**



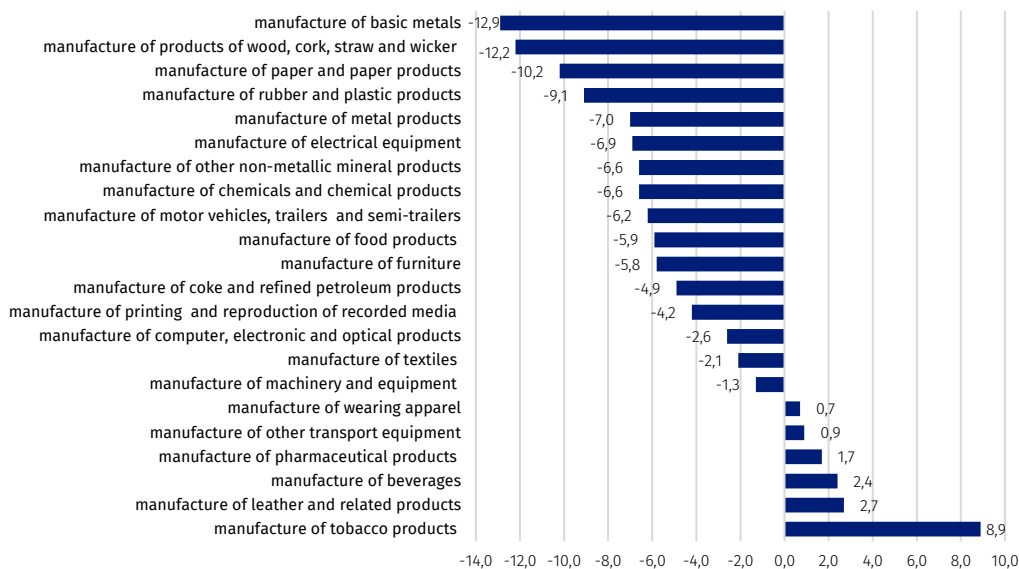
Among divisions of manufacturing in May 2024 in comparison to the previous month the prices lowered the most in manufacture of coke and refined petroleum products, and manufacture of tobacco products increased the most

An increase in prices was recorded in **mining and quarrying** section – by 1.7%, of which in the mining of metal ores – by 5.5%, with a decrease in the mining of coal and lignite– by 1.4%. In the **electricity, gas, steam and air conditioning supply** section the prices increased – by 0.9%, as well as in **water supply; sewerage, waste management and remediation activities**– by 0.3%.

## Prices changes of sold production of industry in May 2024 compared to May 2023

In May 2024 **the prices of sold production of industry** compared to the corresponding month of the previous year decreased – by 7.0%. The prices dropped the most in in **electricity, gas, steam and air conditioning supply** section – by 15.1%. In **mining and quarrying** section prices have also decreased – by 5.5%, of which in mining of coal and lignite – by 21.9%, with an increase in the mining of metal ores – by 16.0%. Prices also dropped in the **manufacturing** section – by 6.2%.

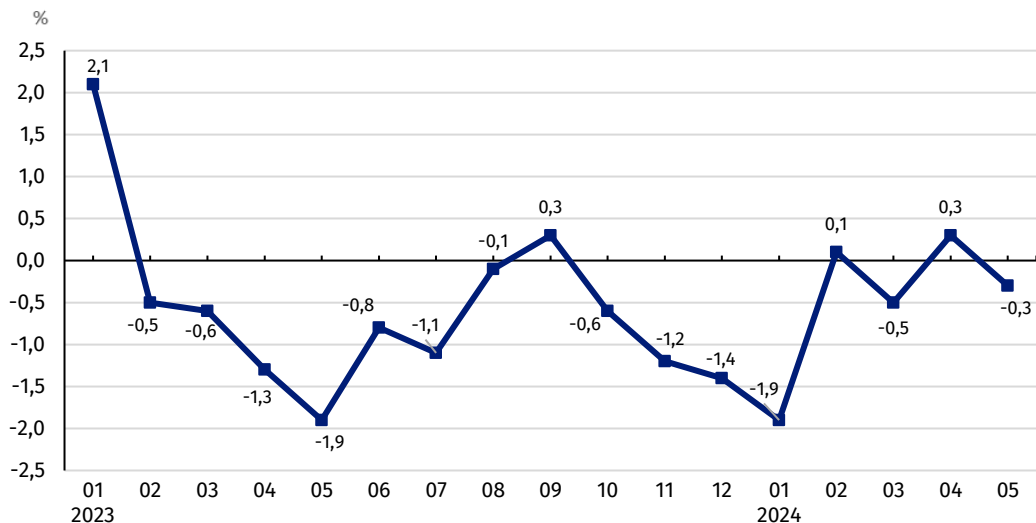
**Chart 2. Prices changes of sold production of industry in May 2024 compared to the corresponding month of the previous year**



In May 2024 in comparison to the corresponding month of the previous year, the prices were decreased the most in manufacture of basic metals

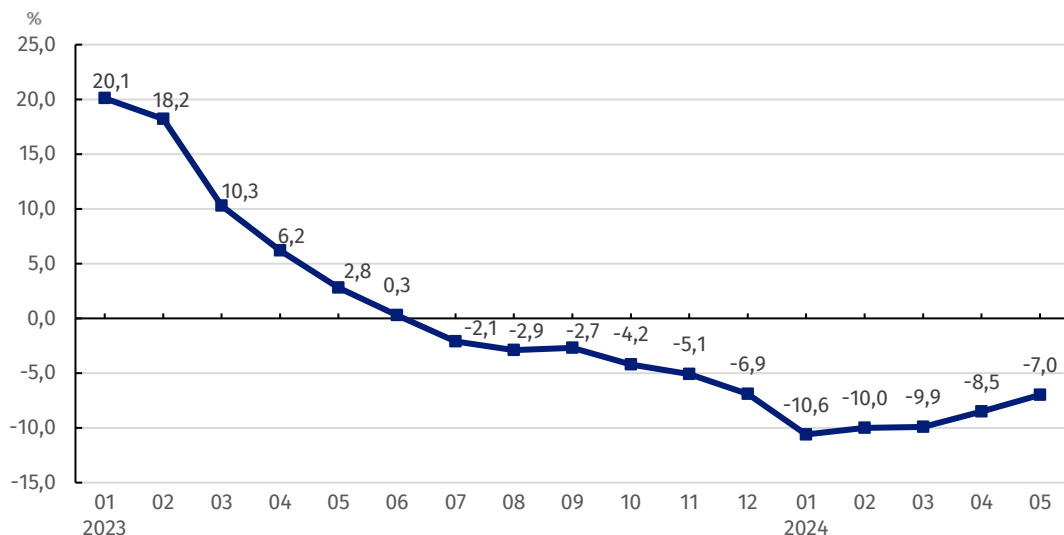
However, prices in **water supply; sewerage, waste management and remediation activities** section increased in annual terms – by 2.0%.

**Chart 3. Prices changes of sold production of industry in 2023-2024 in relation to the previous period**



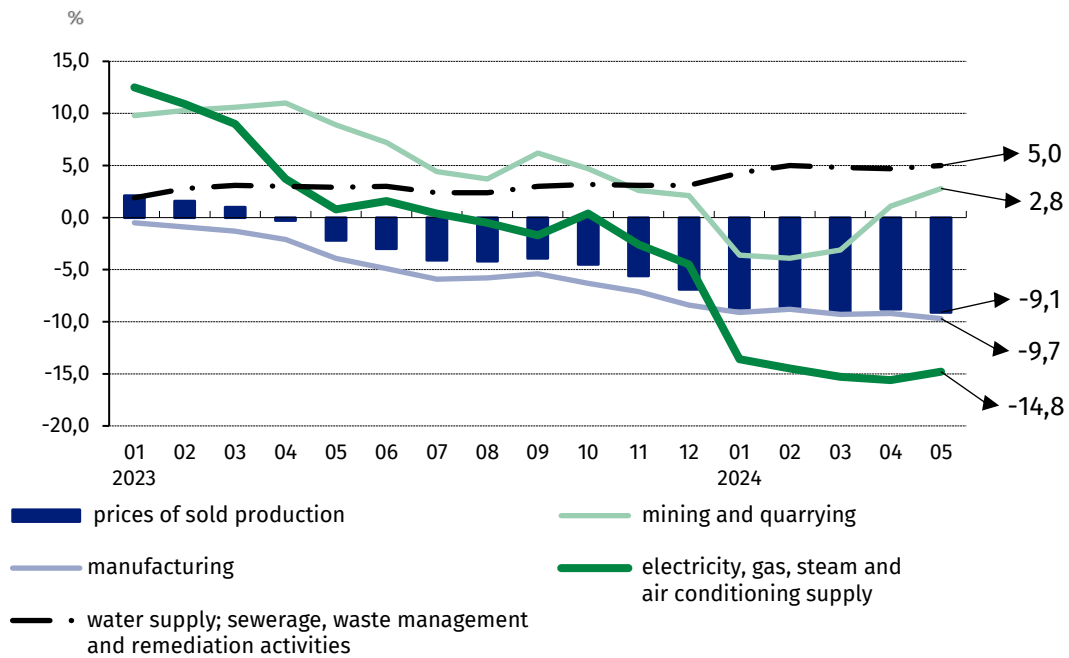
In May 2024, compared to the previous month, there was a decrease in prices of industrial production sold by 0.3%

**Chart 4. Prices changes of sold production of industry in 2023-2024 in relation to the corresponding period of the previous year**



In May 2024, a decline in the annual dynamics of sold production in industry prices was observed by 7.0%

**Chart 5. Prices changes of sold production of industry by sections NACE in 2023-2024 in relation to December 2022**



In case of quoting Statistics Poland data, please provide information: "Source of data: Statistics Poland", and in case of publishing calculations made on data published by Statistics Poland, please include the following disclaimer: "Own study based on figures from Statistics Poland".

Prepared by:  
**The Trade and Services Department**

**Director Ewa Adach-Stankiewicz**







Phone: (+48 22) 608 31 24

Issued by:  
**Press Office**

Mobile: (+48) 695 255 032

Phone: (+48 22) 608 38 04, (+48 22) 449 41 45,  
(+48 22) 608 30 09

**e-mail: [obslugaprasowa@stat.gov.pl](mailto:obslugaprasowa@stat.gov.pl)**

-  [stat.gov.pl/en/](https://stat.gov.pl/en/)
-  [@StatPoland](https://twitter.com/StatPoland)
-  [@GlownyUrzadStatystyczny](https://www.facebook.com/GlownyUrzadStatystyczny)
-  [gus\\_stat](https://www.instagram.com/gus_stat)
-  [glownyurządstatystycznygus](https://www.youtube.com/glownyurządstatystycznygus)
-  [glownyurządstatystyczny](https://www.linkedin.com/company/glownyurządstatystyczny)

#### **Related information**

[Statistical Bulletin](#)

[News Releases](#)

#### **Data available in databases**

[Analytical Platform - Knowledge Databases](#)

[Macroeconomic Data Bank](#)

[Prices indices \(Topics: Prices, Trade\)](#)

#### **Terms used in official statistics**

[Price index of sold production of industry](#)