

Price indices of sold production of industry in April 2024

22.05.2024


8.6%

the decrease of producer prices in industry compared to April 2023

According to preliminary data, the prices of sold production of industry in April 2024 increased compared to March 2024 by – 0.2%, and decreased compared to the corresponding month of the previous year – by 8.6%.

Table 1. Price indices of sold production of industry in March and April 2024

SPECIFICATION	03 2024		04 2024		01-04 2024	
	02 2024=100	corresponding period 2023=100	03 2024=100	12 2023=100	01-04 2023=100	
TOTAL	99.5*	90.1*	91.4	100.2	97.9	90.2
Mining and quarrying	100.8*	87.6*	91.0	104.2	98.9	88.4
Manufacturing	99.5*	91.1*	92.3	100.0	99.0	91.0
Electricity, gas, steam and air conditioning supply	99.1*	81.0*	82.9	100.0	88.8	82.7
Water supply; sewerage, waste management and remediation activities	99.8*	101.7	101.8	100.1	101.8	102.0

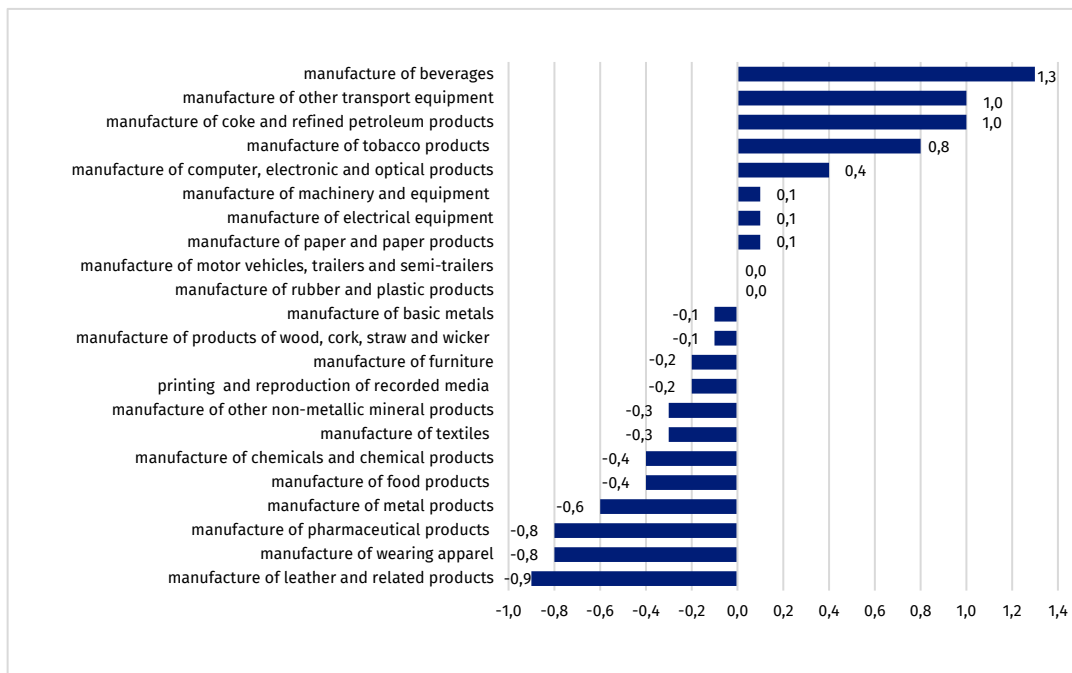
* Data revised.

Prices changes of sold production of industry in April 2024 compared to March 2024

According to preliminary data, **the prices of sold production of industry** in April 2024 were 0.2% higher than in March 2024. The prices increased in **mining and quarrying** section – by 4.2%, of which in the mining of metal ores – by 9.8%, and in mining of coal and lignite– by 1.4%, as well as in the **water supply; sewerage, waste management and remediation activities** section – by 0.1%.

In **electricity, gas, steam and air conditioning supply** as well as in the **manufacturing** section prices remained at a level similar to that recorded in the previous month.

Chart 1. Prices changes of sold production of industry by sections in April 2024 compared to the previous month

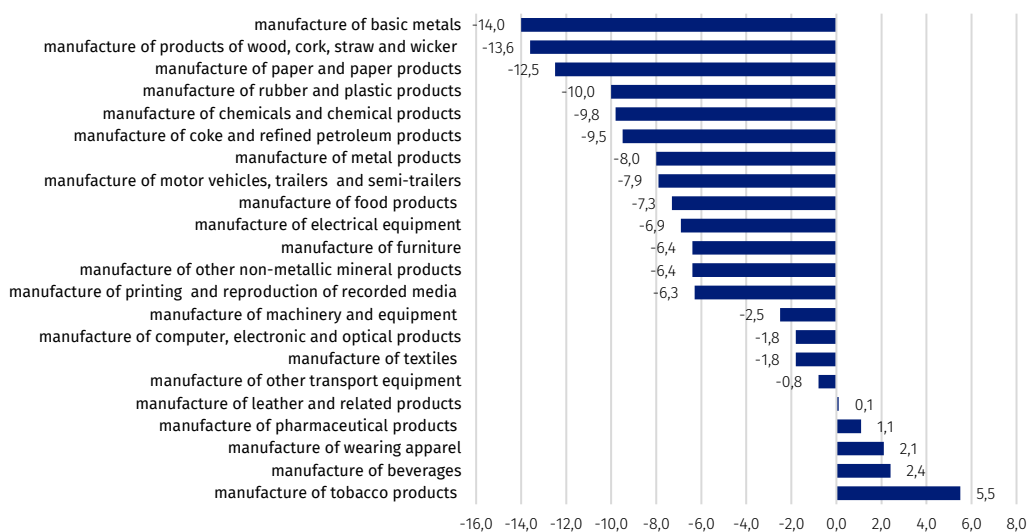


Among divisions of manufacturing in April 2024 in comparison to the previous month the prices raised the most in manufacture of beverages, and in manufacture of leather and related products decreased the most

Prices changes of sold production of industry in April 2024 compared to April 2023

In April 2024 **the prices of sold production of industry** compared to the corresponding month of the previous year decreased – by 8.6%. The prices dropped the most in **electricity, gas, steam and air conditioning supply** section – by 17.1%. In **mining and quarrying** section prices have also decreased – by 9.0%, of which in mining of coal and lignite – by 20.4%, with an increase in the mining of metal ores – by 2.8%. Prices also dropped in the **manufacturing** section – by 7.7%.

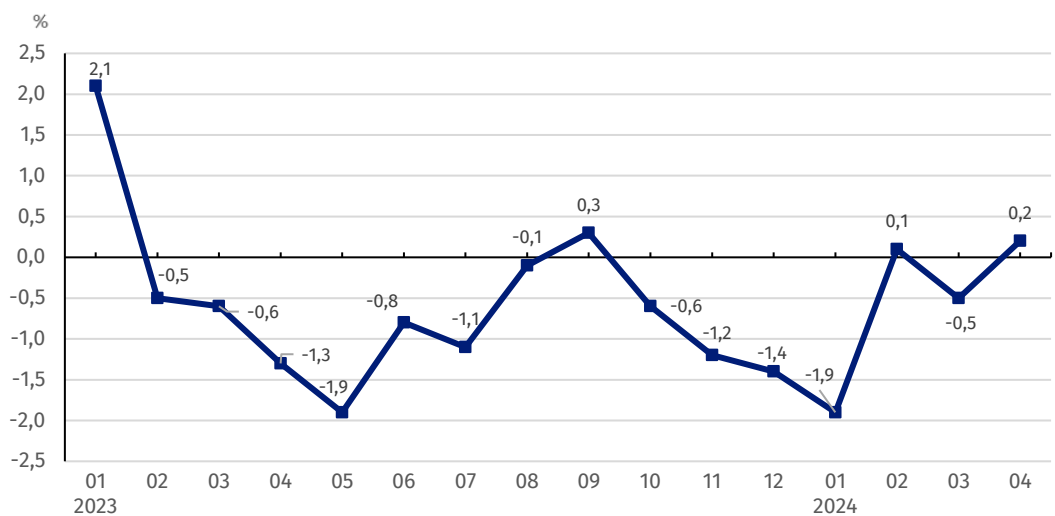
Chart 2. Prices changes of sold production of industry in April 2024 compared to the corresponding month of the previous year



In April 2024 in comparison to the corresponding month of the previous year, the prices were decreased the most in manufacture of basic metals

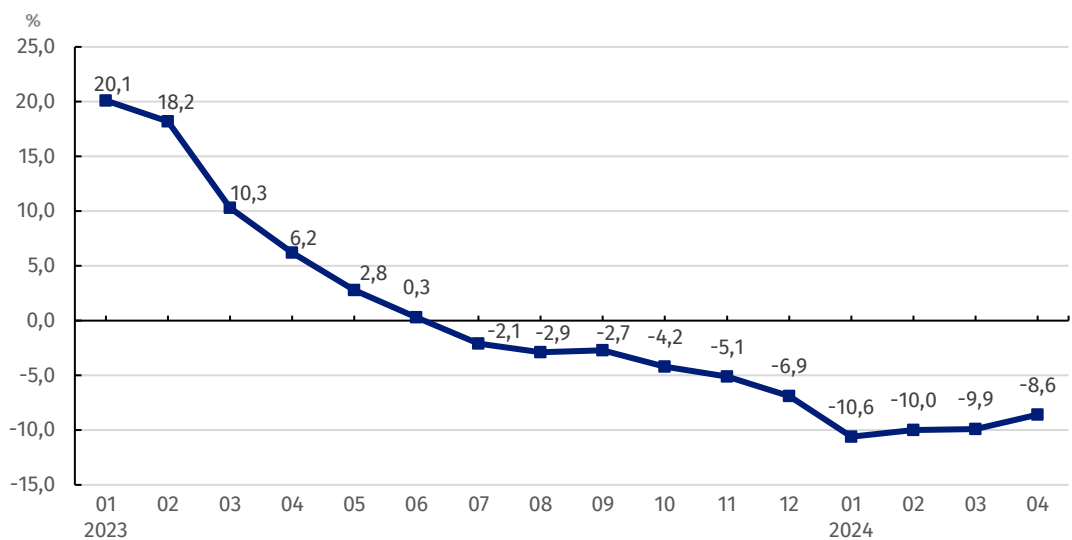
However, prices in **water supply; sewerage, waste management and remediation activities** section increased in annual terms – by 1.8%.

Chart 3. Prices changes of sold production of industry in 2023-2024 in relation to the previous period



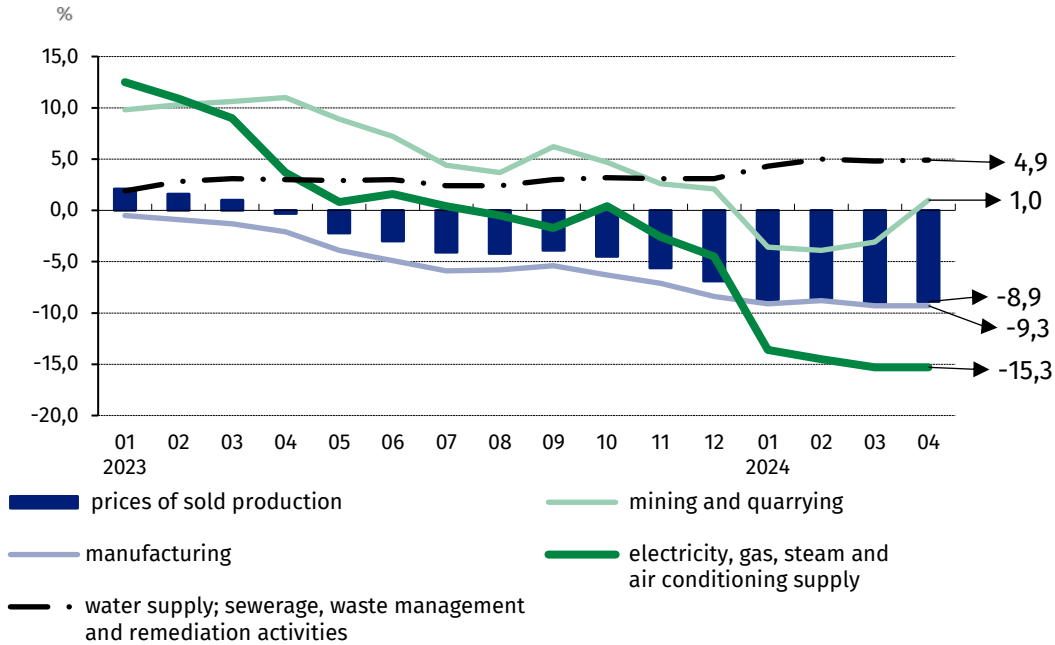
In April 2024, compared to the previous month, there was a decrease in prices of industrial production sold by 0.2%

Chart 4. Prices changes of sold production of industry in 2023-2024 in relation to the corresponding period of the previous year



In April 2024, a decline in the annual dynamics of sold production in industry prices was observed by 8.6%

Chart 5. Prices changes of sold production of industry by sections NACE in 2023-2024 in relation to December 2022









In case of quoting Statistics Poland data, please provide information: "Source of data: Statistics Poland", and in case of publishing calculations made on data published by Statistics Poland, please include the following disclaimer: "Own study based on figures from Statistics Poland".

Prepared by:
The Trade and Services Department
Director Ewa Adach-Stankiewicz
Phone: (+48 22) 608 31 24

Issued by:
Press Office
Mobile: (+48) 695 255 032
Phone: (+48 22) 608 38 04, (+48 22) 449 41 45,
(+48 22) 608 30 09

e-mail: obslugaprasowa@stat.gov.pl

-  stat.gov.pl/en/
-  [@StatPoland](https://twitter.com/StatPoland)
-  [@GlownyUrzadStatystyczny](https://www.facebook.com/GlownyUrzadStatystyczny)
-  [gus_stat](https://www.instagram.com/gus_stat)
-  [glownyurządstatystycznygus](https://www.youtube.com/glownyurządstatystycznygus)
-  [glownyurządstatystyczny](https://www.linkedin.com/company/glownyurządstatystyczny)

Related information

[Statistical Bulletin](#)

[News Releases](#)

Data available in databases

[Analytical Platform - Knowledge Databases](#)

[Macroeconomic Data Bank](#)

[Prices indices \(Topics: Prices, Trade\)](#)

Terms used in official statistics

[Price index of sold production of industry](#)